

Feed-through terminal block - ST 1,5 BK - 3037067

Please be informed that the data shown in this PDF Document is generated from our Online Catalog. Please find the complete data in the user's documentation. Our General Terms of Use for Downloads are valid (<http://phoenixcontact.com/download>)



Feed-through terminal block, Connection method: Spring-cage connection, Cross section: 0.08 mm² - 1.5 mm², AWG: 28 - 16, Width: 4.2 mm, Color: black, Mounting type: NS 35/7,5, NS 35/15

The illustration shows version ST 1,5 in gray

Product Features

- ✓ The consistent double function shaft offers every opportunity for time-saving potential distribution and accommodating test accessories
- ✓ As well as saving space, the compact design and front connection enable user-friendly wiring in a small amount of space
- ✓ The large wiring space enables the use of conductors with ferrules and plastic collars within the nominal cross section



Key Commercial Data

Packing unit	1 pc
Minimum order quantity	50 pc
Weight per Piece (excluding packing)	5.2 g
Custom tariff number	85369010
Country of origin	Germany

Technical data

General

Number of levels	1
Number of connections	2
Nominal cross section	1.5 mm ²
Color	black
Insulating material	PA
Flammability rating according to UL 94	V0
Rated surge voltage	6 kV

Feed-through terminal block - ST 1,5 BK - 3037067

Technical data

General

Pollution degree	3
Overvoltage category	III
Insulating material group	I
Connection in acc. with standard	IEC 60947-7-1
Maximum load current	17.5 A (with 1.5 mm ² conductor cross section)
Nominal current I _N	17.5 A
Nominal voltage U _N	500 V
Open side panel	ja

Dimensions

Width	4.2 mm
End cover width	2.2 mm
Length	48.5 mm
Height NS 35/7,5	36.5 mm
Height NS 35/15	44 mm

Connection data

Connection method	Spring-cage connection
Connection in acc. with standard	IEC 60947-7-1
Conductor cross section solid min.	0.08 mm ²
Conductor cross section solid max.	1.5 mm ²
Conductor cross section AWG min.	28
Conductor cross section AWG max.	16
Conductor cross section flexible min.	0.08 mm ²
Conductor cross section flexible max.	1.5 mm ²
Min. AWG conductor cross section, flexible	28
Max. AWG conductor cross section, flexible	16
Conductor cross section flexible, with ferrule without plastic sleeve min.	0.14 mm ²
Conductor cross section flexible, with ferrule without plastic sleeve max.	1.5 mm ²
Conductor cross section flexible, with ferrule with plastic sleeve min.	0.14 mm ²
Conductor cross section flexible, with ferrule with plastic sleeve max.	1.5 mm ²
2 conductors with same cross section, stranded, TWIN ferrules with plastic sleeve, max.	0.5 mm ²
Connection in acc. with standard	IEC/EN 60079-7
Conductor cross section solid min.	0.08 mm ²
Conductor cross section solid max.	1.5 mm ²
Conductor cross section AWG min.	28
Conductor cross section AWG max.	16
Conductor cross section flexible min.	0.08 mm ²

Feed-through terminal block - ST 1,5 BK - 3037067

Technical data

Connection data

Conductor cross section flexible max.	1.5 mm ²
Stripping length	10 mm
Internal cylindrical gage	A1

Standards and Regulations

Connection in acc. with standard	CSA
	IEC 60947-7-1
Flammability rating according to UL 94	V0

Classifications

eCl@ss

eCl@ss 4.0	27141121
eCl@ss 4.1	27141121
eCl@ss 5.0	27141120
eCl@ss 5.1	27141120
eCl@ss 6.0	27141120
eCl@ss 7.0	27141120
eCl@ss 8.0	27141120
eCl@ss 9.0	27141120

ETIM

ETIM 2.0	EC000897
ETIM 3.0	EC000897
ETIM 4.0	EC000897
ETIM 5.0	EC000897

UNSPSC

UNSPSC 6.01	30211811
UNSPSC 7.0901	39121410
UNSPSC 11	39121410
UNSPSC 12.01	39121410
UNSPSC 13.2	39121410

Approvals

Approvals

Feed-through terminal block - ST 1,5 BK - 3037067

Approvals

Approvals


CSA / UL Recognized / VDE Gutachten mit Fertigungsüberwachung / cUL Recognized / LR / GL / BV / KR / NK / IECCEB CB Scheme / EAC / EAC / cULus Recognized


Ex Approvals


IECEEx / ATEX / EAC Ex

Approvals submitted

Approval details

CSA 		
	B	C
mm ² /AWG/kcmil	26-14	26-14
Nominal current I _N	15 A	15 A
Nominal voltage U _N	300 V	300 V

UL Recognized 		
	B	C
mm ² /AWG/kcmil	26-14	26-14
Nominal current I _N	15 A	15 A
Nominal voltage U _N	300 V	300 V

VDE Gutachten mit Fertigungsüberwachung 	
mm ² /AWG/kcmil	1.5
Nominal current I _N	17.5 A
Nominal voltage U _N	500 V

Feed-through terminal block - ST 1,5 BK - 3037067

Approvals

cUL Recognized		
	B	C
mm ² /AWG/kcmil	26-14	26-14
Nominal current I _N	15 A	15 A
Nominal voltage U _N	300 V	300 V

LR

GL	
mm ² /AWG/kcmil	1.5
Nominal current I _N	17.5 A
Nominal voltage U _N	500 V

BV

KR

NK

IECEE CB Scheme	
mm ² /AWG/kcmil	1.5
Nominal voltage U _N	500 V

EAC

EAC

cULus Recognized
