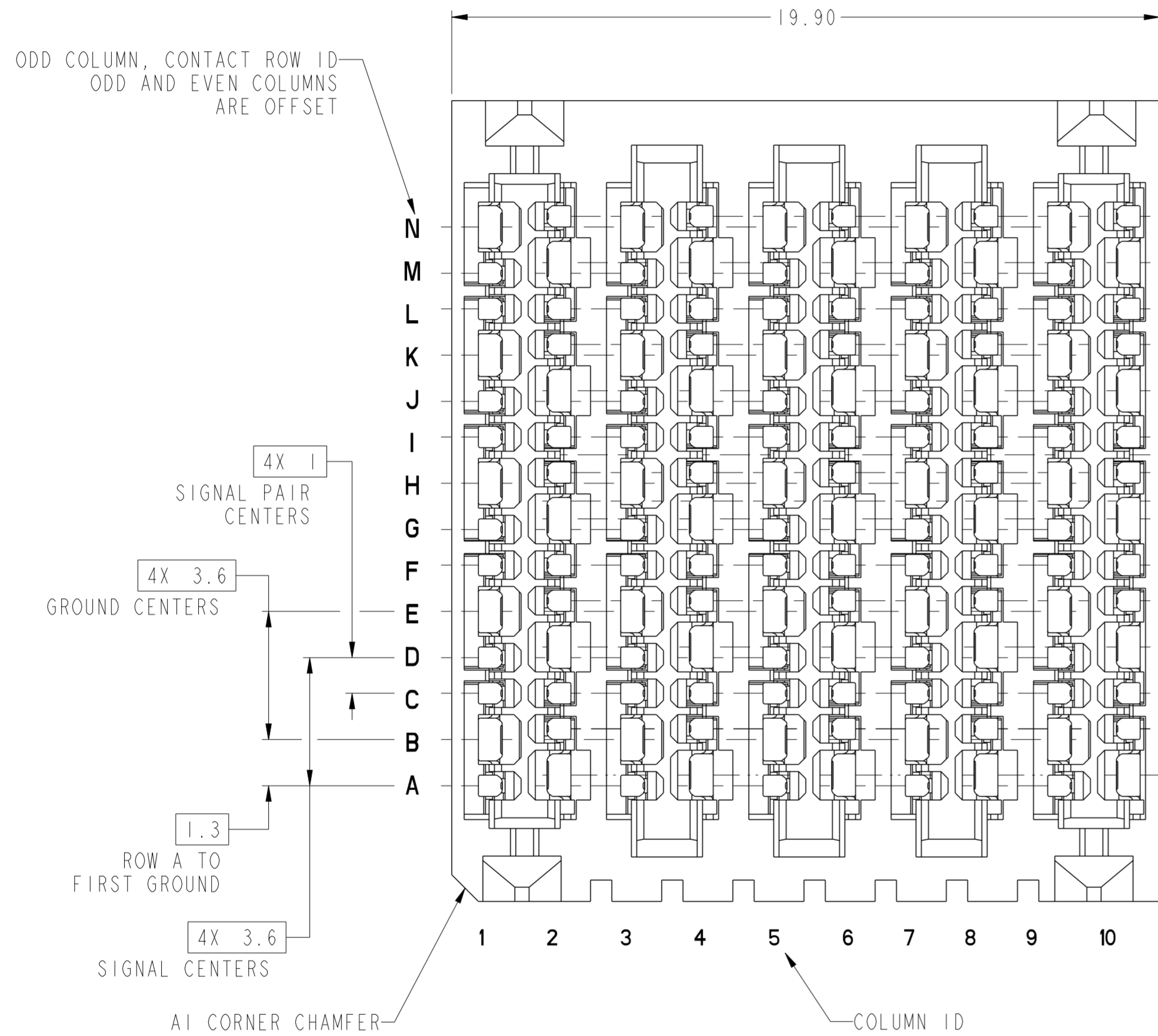
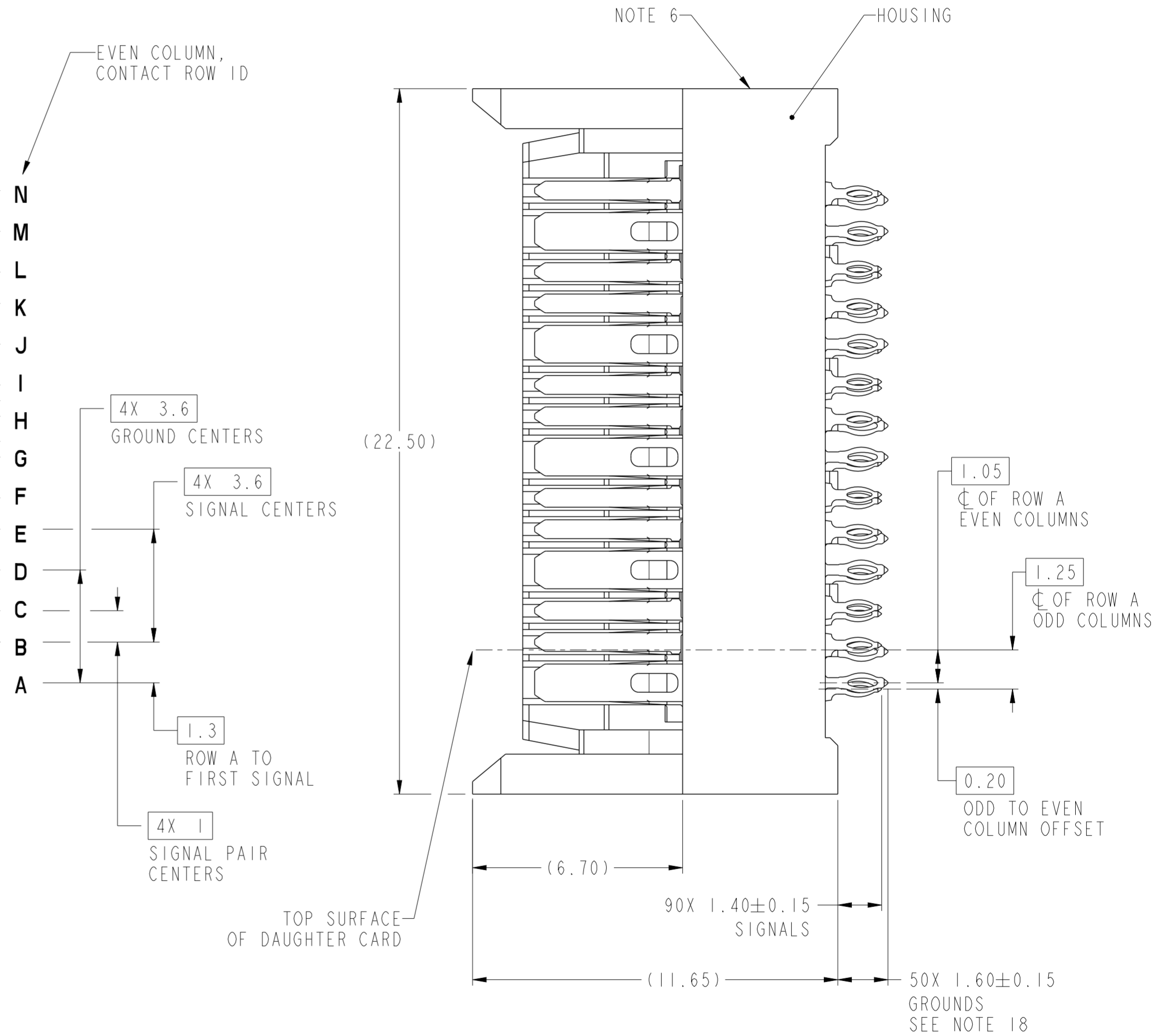


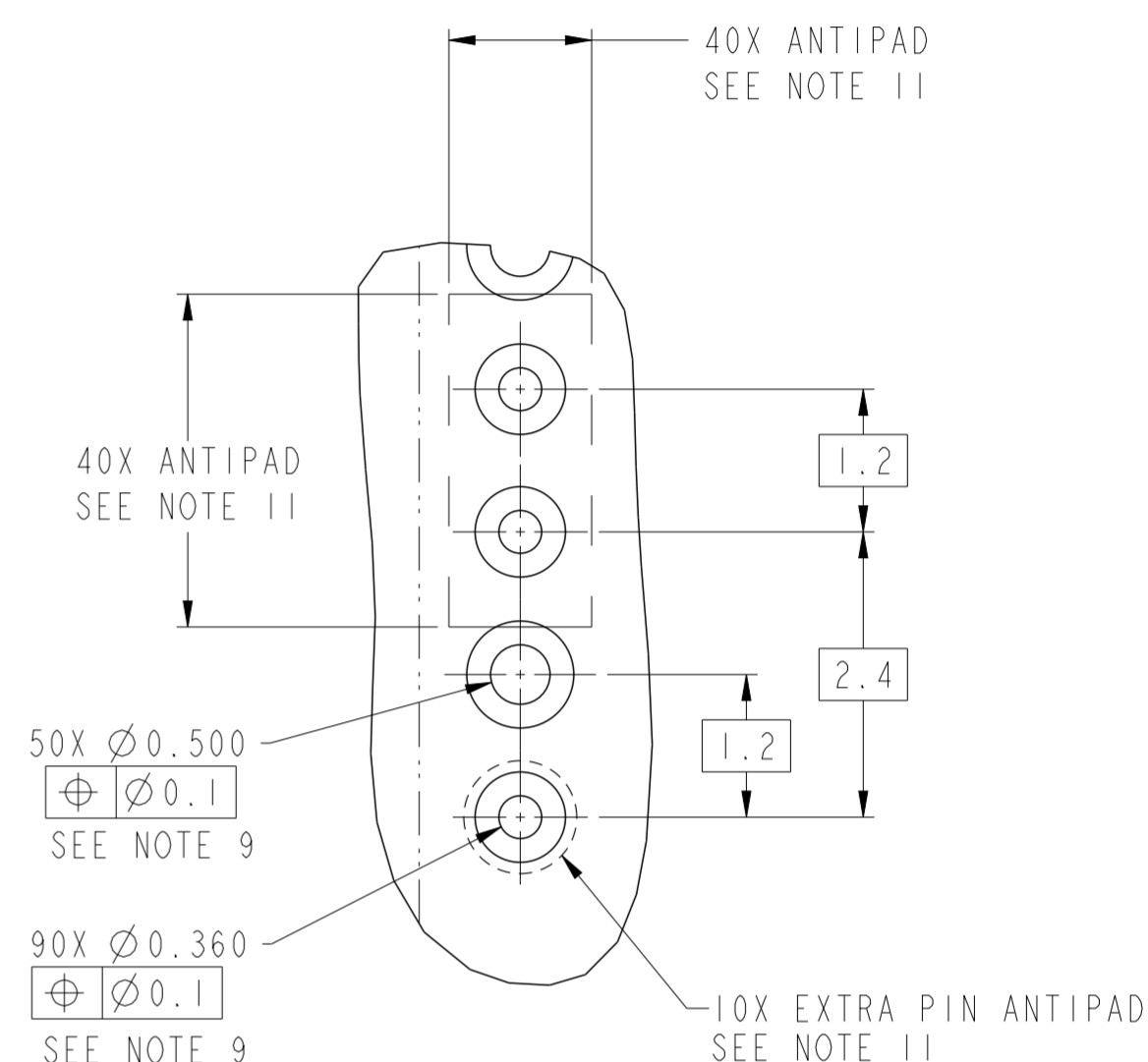
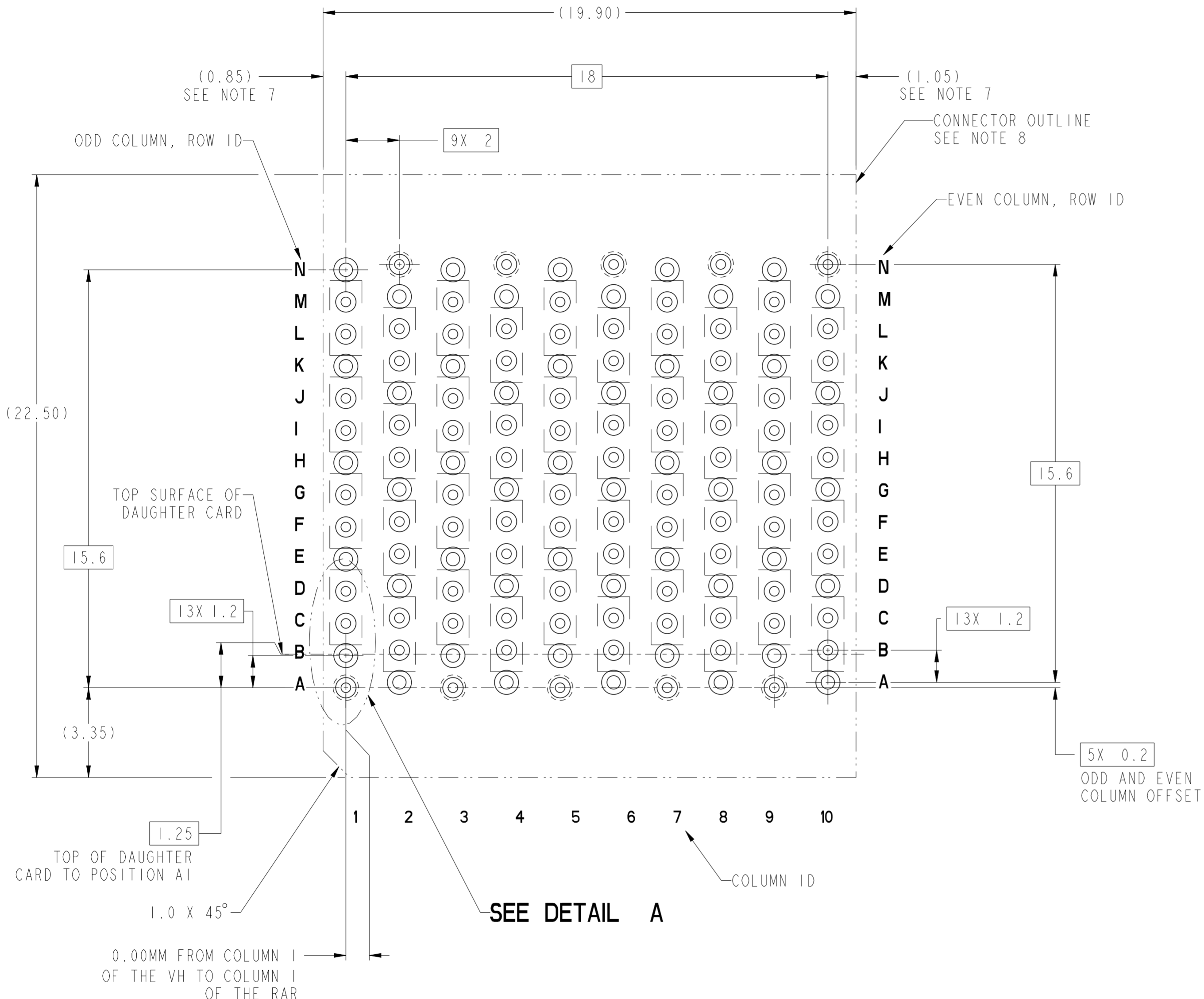
PRODUCT NUMBER
SEE SHEET 10



10126366-Y01YLF
(10126366-101YLF STANDARD MATE CONNECTOR SHOWN)

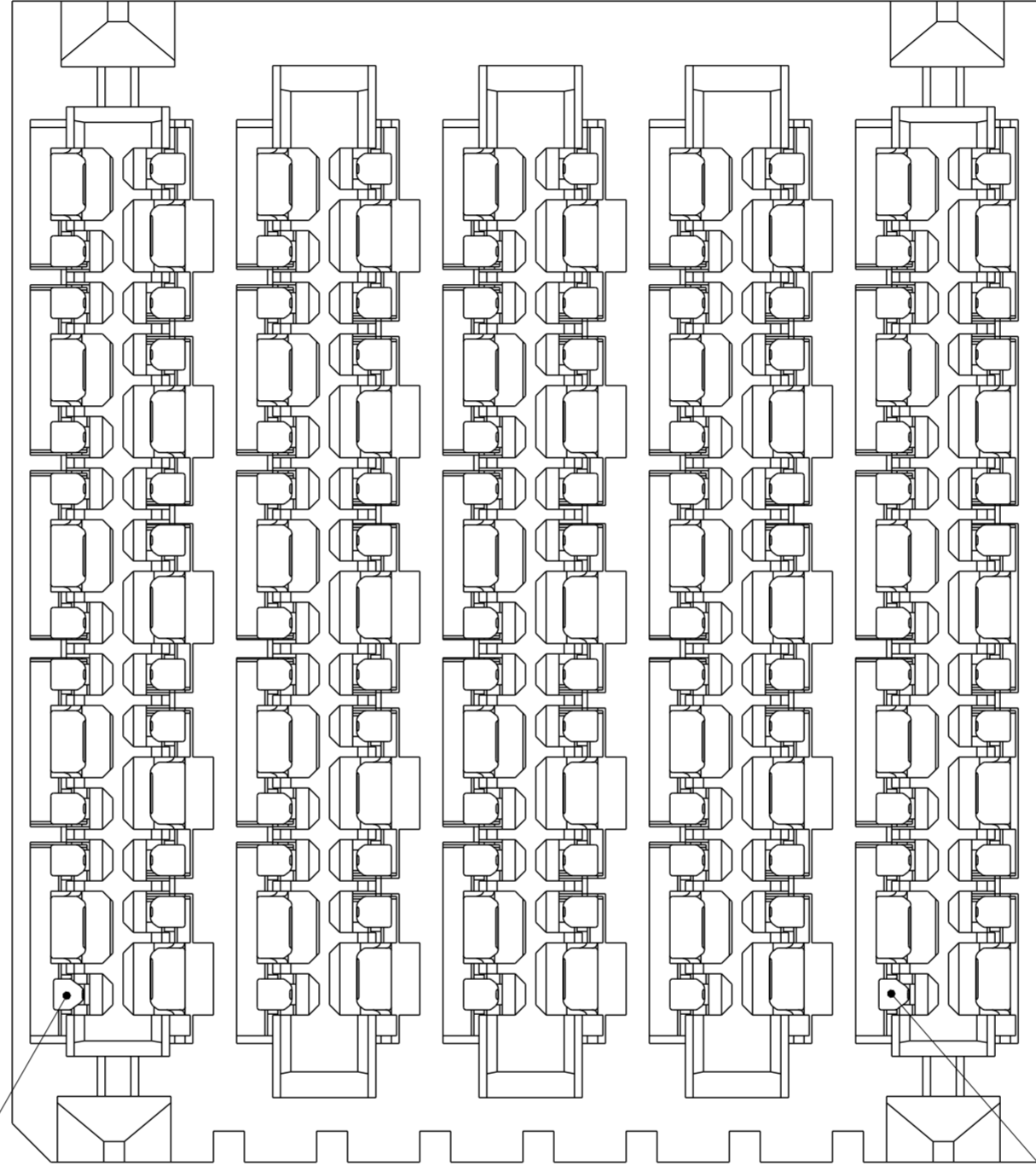


spec ref	SEE NOTES	dr	Eppley, Nizare	2013/06/22	projection	MM	size	A2	scale	8:1												
tolerance std	TOLERANCES UNLESS OTHERWISE SPECIFIED	eng	Peng-Bing Fu	2019/12/12			ecn no	ELX-DG-35549-1	rel level	Released												
ASME Y14.5M		chr	-																			
		appr	Heaven Cen	2020/04/22							product family	ExaMAX										
surface	<table border="1"> <tr> <td>linear</td> <td>0.X</td> <td>±.3</td> </tr> <tr> <td></td> <td>0.XX</td> <td>±.10</td> </tr> <tr> <td></td> <td>0.XXX</td> <td>±.050</td> </tr> <tr> <td>angular</td> <td>0°</td> <td>±°</td> </tr> </table>	linear	0.X	±.3		0.XX	±.10		0.XXX	±.050	angular	0°	±°	Amphenol FCI		ExaMAX VERTICAL HEADER ASSY 4 PR, 140 POS, 10 IMLA		title no 10126366	rev B	cat. no. SEE TABLE	Product - Customer Drw	sheet 1 of 11
linear	0.X	±.3																				
	0.XX	±.10																				
	0.XXX	±.050																				
angular	0°	±°																				



**RECOMMENDED PCB LAYOUT FOR
10126366-Y01YLF COMPONENT SIDE
SEE NOTES 7, 8, 9, & 11**

spec ref	SEE NOTES	dr	Eppley, Nazare	2013/06/22	projection	MM	size	A2	scale	3:1				
tolerance std	TOLERANCES UNLESS OTHERWISE SPECIFIED	eng	Peng-Bing Fu	2019/12/12			ecn no	ELX-DG-35549-1	rel level	Released				
ASME Y14.5M		chr	-	app							Heaven Cen	2020/04/22	product family	ExaMAX
surface	linear	0.X	±.3	Amphenol FCi							title	ExaMAX VERTICAL HEADER ASSY	dwg no	10126366
	angular	0°	±°			4 PR, 140 POS, 10 IMLA	cat. no.	SEE TABLE	Product - Customer Drw	sheet 2 of 11				



ADVANCED MATE POSITION A1
SEE NOTE 13

ADVANCED MATE POSITION A9
SEE NOTE 13

10126366-201YLF
ADVANCED MATE CONNECTOR
 ADVANCED MATE POSITIONS ARE POSITIONS A1 AND A9 ONLY
 FOR ALL OTHER DIMENSIONS SEE SHEETS 1 & 2

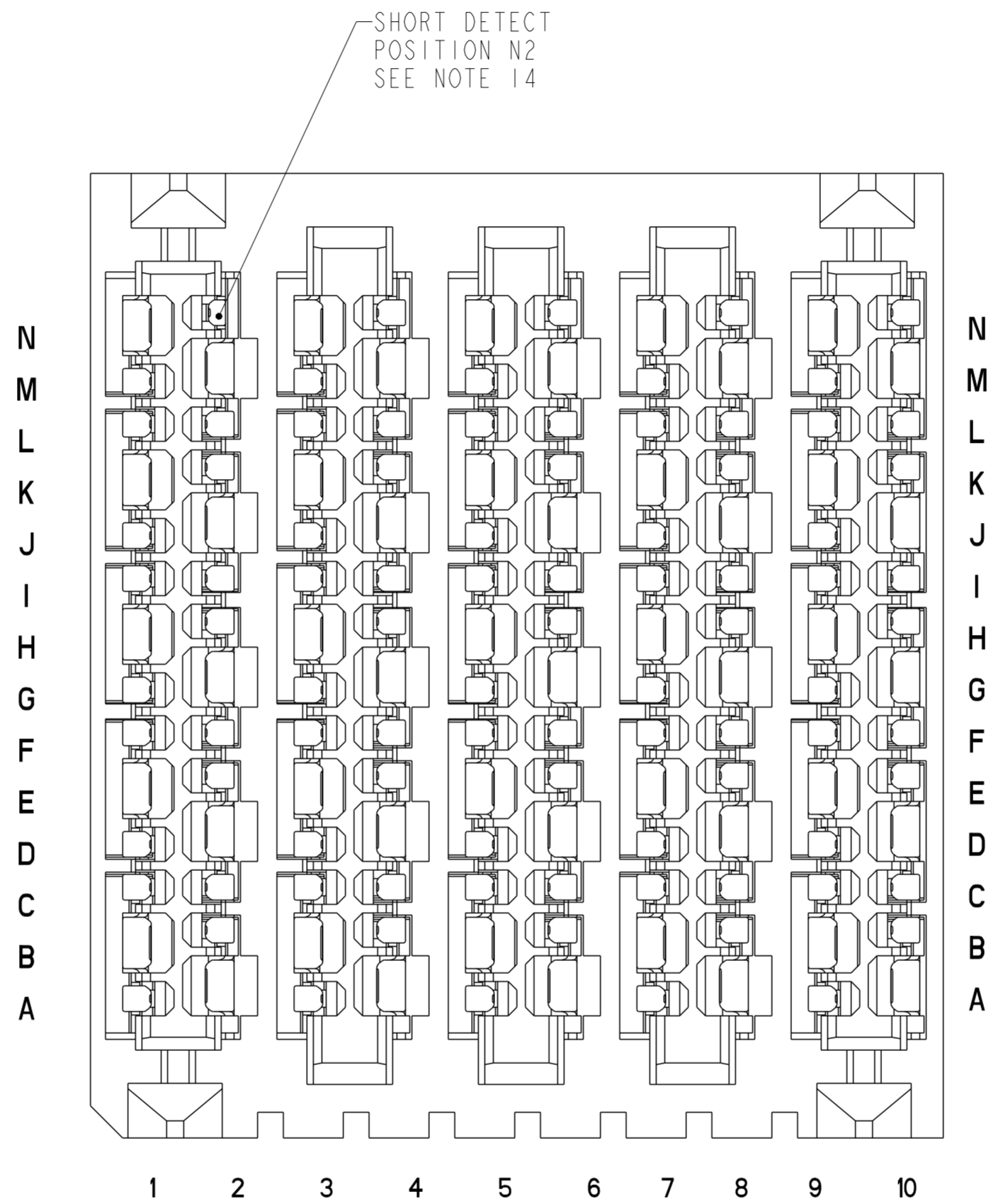
Amphenol FCI

© 2016 AFCI

spec ref	SEE NOTES	dr	Eppley, Nazare	2013/06/22	projection	MM	size	A2	scale	6:1
tolerance std	ASME Y14.5M	eng	Peng-Bing Fu	2019/12/12			ecn no	ELX-DG-35549-1		
TOLERANCES UNLESS OTHERWISE SPECIFIED		chr	-	rel level			Released			
surface	linear	appr	Heaven Cen	2020/04/22	product family	ExaMAX		rel level	Released	
	0.X ±.3			title ExaMAX VERTICAL HEADER ASSY 4 PR, 140 POS, 10 IMLA		dwg no 10126366	rev B			
	0.XX ±.10									
	0.XXX ±.050									
	angular	0° ±°			cat. no.	SEE TABLE	Product - Customer Drw	sheet 3 of 11		

1 2 3 4 5 6 7 8

A B C D E F

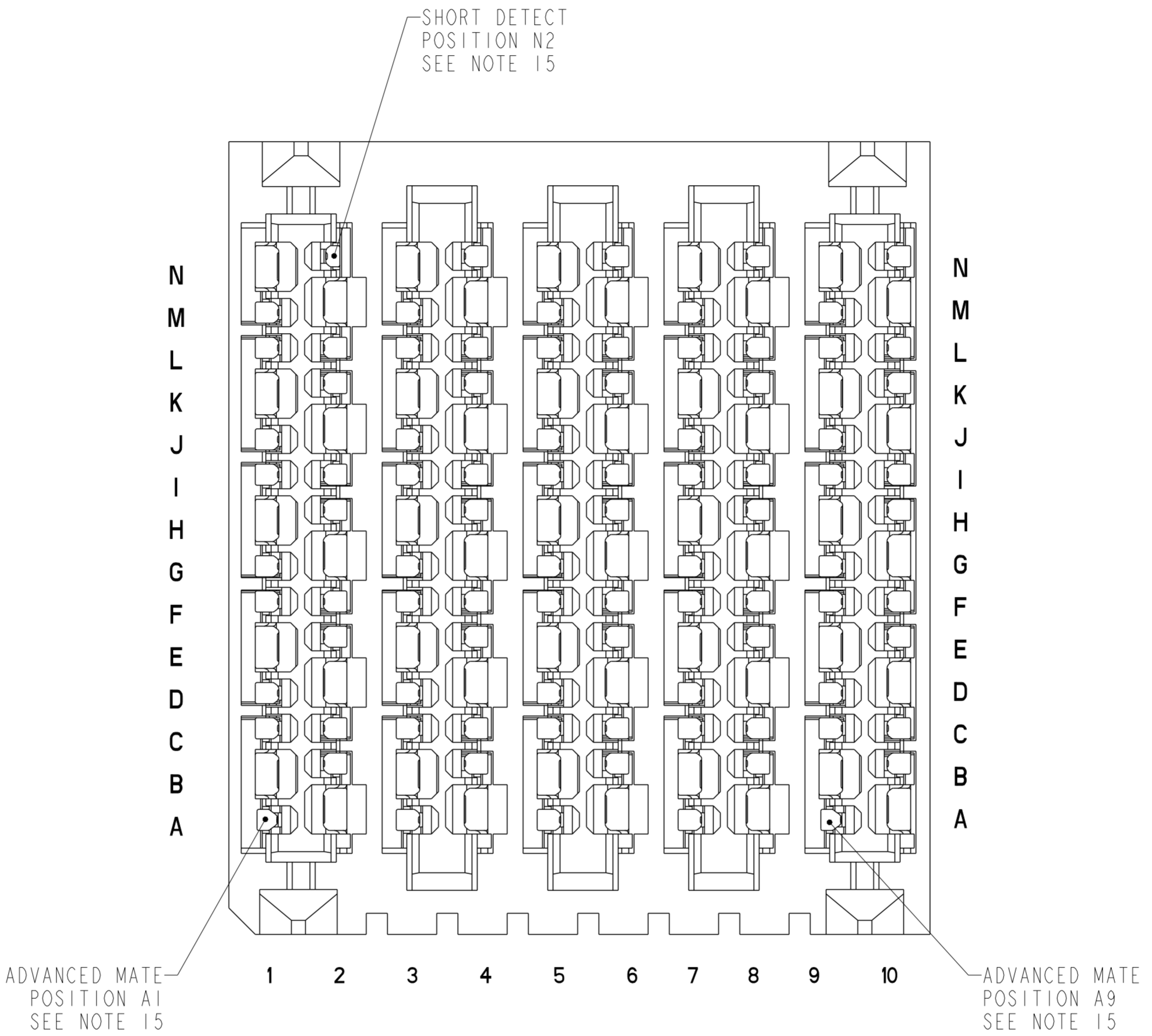


10126366-301YLF
 SHORT DETECT CONNECTOR
 SHORT DETECT POSITION IS N2 ONLY
 FOR ALL OTHER DIMENSIONS SEE SHEETS 1 & 2

Amphenol
 FCI

© 2016 AFCI

spec ref	SEE NOTES	dr	Eppley, Nazare	2013/06/22	projection	MM	size	A2	scale	6:1
tolerance std	ASME Y14.5M	eng	Peng-Bing Fu	2019/12/12			ecn no	ELX-DG-35549-1		
TOLERANCES UNLESS OTHERWISE SPECIFIED		chr	-	appr			Heaven Cen	2020/04/22	product family	ExaMAX
surface	-	linear	0.X	±.3		title ExaMAX VERTICAL HEADER ASSY 4 PR, 140 POS, 10 IMLA	dwg no 10126366	rev B		
			0.XX	±.10						
			0.XXX	±.050						
		angular	0°	±°	cat. no.		SEE TABLE	Product - Customer Drw	sheet 4 of 11	



10126366-401YLF
 ADVANCED MATE/SHORT DETECT CONNECTOR
 ADVANCED MATE POSITIONS ARE POSITIONS A1 AND A9 ONLY
 SHORT DETECT POSITION IS N2 ONLY
 FOR ALL OTHER DIMENSIONS SEE SHEETS 1 & 2

spec ref	SEE NOTES	dr	Eppley, Nazare	2013/06/22	projection	MM	size	A2	scale	1:1												
tolerance std	ASME Y14.5M	eng	Peng-Bing Fu	2019/12/12			ecn no	ELX-DG-35549-1														
TOLERANCES UNLESS OTHERWISE SPECIFIED		chr					rel level	Released														
surface	<table border="1"> <tr> <td>linear</td> <td>0.X</td> <td>±.3</td> </tr> <tr> <td></td> <td>0.XX</td> <td>±.10</td> </tr> <tr> <td></td> <td>0.XXX</td> <td>±.050</td> </tr> <tr> <td>angular</td> <td>0°</td> <td>±°</td> </tr> </table>	linear	0.X	±.3		0.XX	±.10		0.XXX	±.050	angular	0°	±°	appr	Heaven Cen		product family	ExaMAX		rel level	Released	
linear	0.X	±.3																				
	0.XX	±.10																				
	0.XXX	±.050																				
angular	0°	±°																				
		Amphenol FCi	title		ExaMAX VERTICAL HEADER ASSY		dwg no	10126366		rev	B											
				4 PR, 140 POS, 10 IMLA		cat. no.	SEE TABLE		Product - Customer Drw		sheet 5 of 11											

A

B

C

D

E

F

A

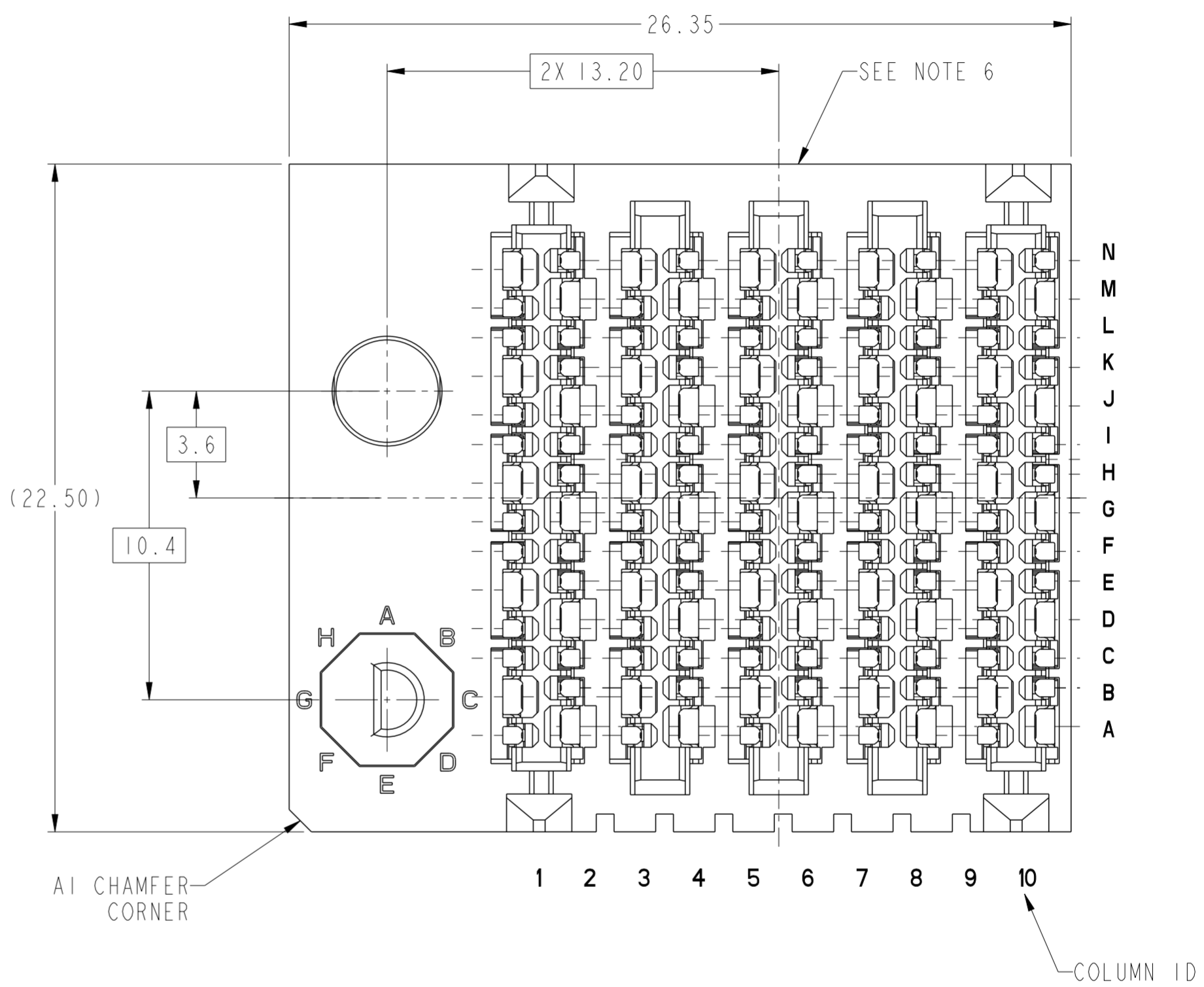
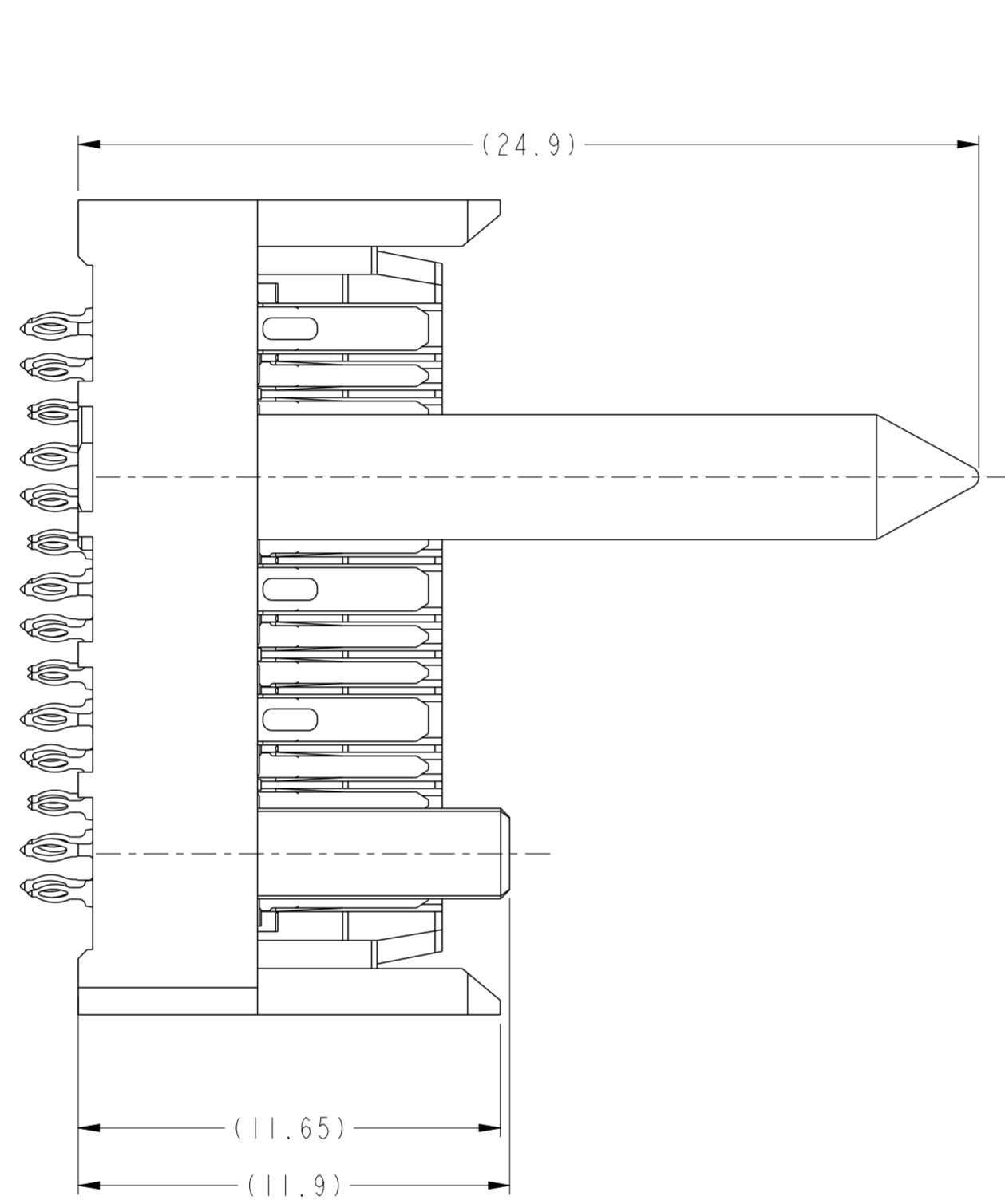
B

C

D

E

F



10126366-Y1AYLF THRU -Y1JYLF
 RIGHT GUIDANCE CONNECTOR (SEE NOTE 17)
 FOR ALL OTHER DIMENSIONS SEE SHEET 1

Amphenol
 FCI

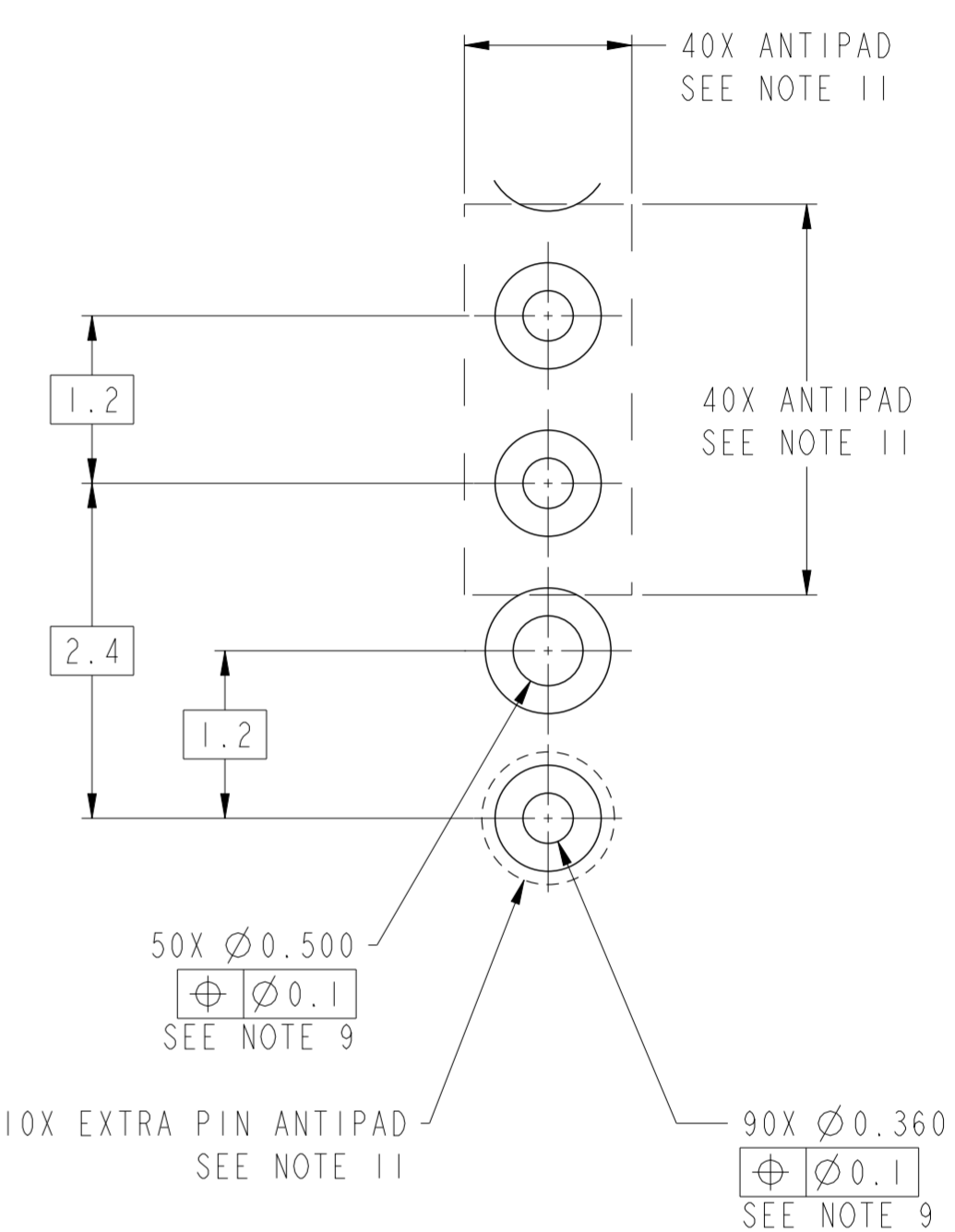
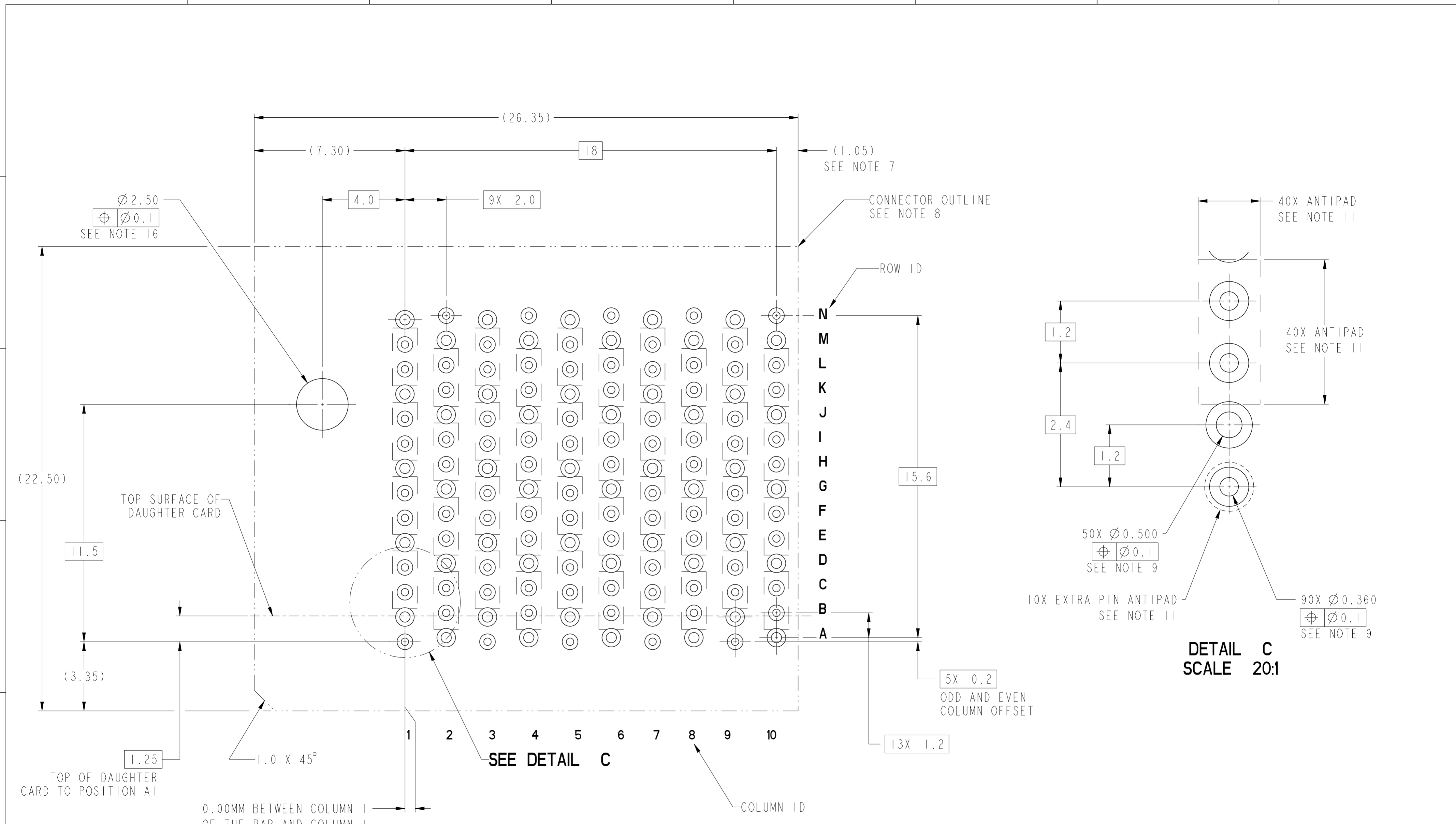
© 2016 AFci

spec ref	SEE NOTES	dr	Eppley, Nazare	2013/06/22	projection	MM	size	A2	scale	6:1										
tolerance std	TOLERANCES UNLESS OTHERWISE SPECIFIED	eng	Peng-Bing Fu	2019/12/12			ecn no	ELX-DG-35549-1	rel level	Released										
ASME Y14.5M		chr	-	app			Heaven Cen	2020/04/22		product family	ExaMAX									
surface	<table border="1"> <tr> <td>linear</td> <td>0.X</td> <td>±.3</td> </tr> <tr> <td></td> <td>0.XX</td> <td>±.10</td> </tr> <tr> <td></td> <td>0.XXX</td> <td>±.050</td> </tr> <tr> <td>angular</td> <td>0°</td> <td>±°</td> </tr> </table>	linear	0.X	±.3		0.XX	±.10		0.XXX	±.050	angular	0°	±°			title ExaMAX VERTICAL HEADER ASSY 4 PR, 140 POS, 10 IMLA		cat. no. SEE TABLE	Product - Customer Drw	sheet 6 of 11
linear	0.X	±.3																		
	0.XX	±.10																		
	0.XXX	±.050																		
angular	0°	±°																		

PDS: Rev :B

STATUS:Released

Printed: Apr 22, 2020



**RECOMMENDED PCB LAYOUT FOR
10126366-Y1YYLF COMPONENT SIDE
SEE NOTES 7, 8, 9, 11 & 16**

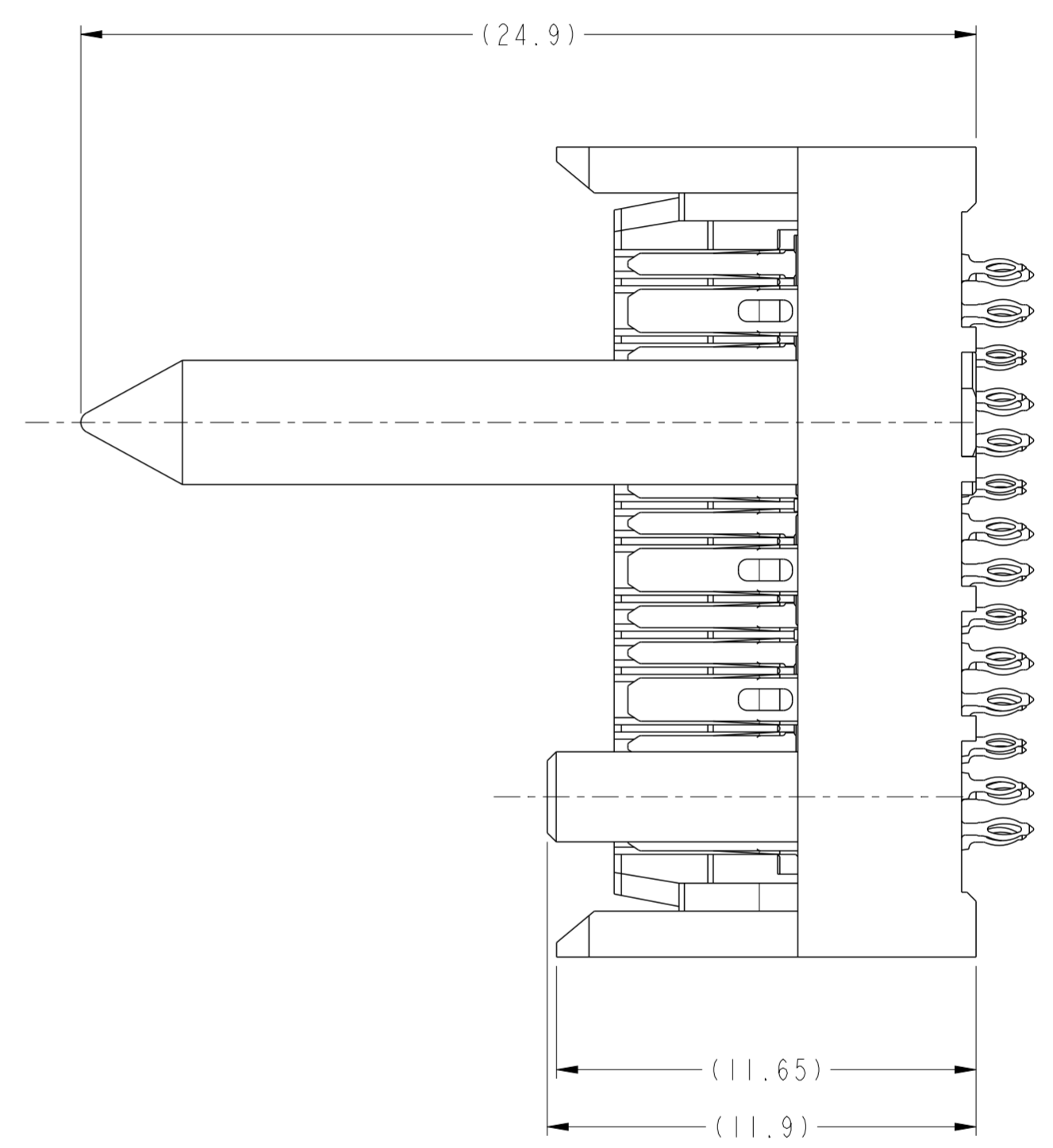
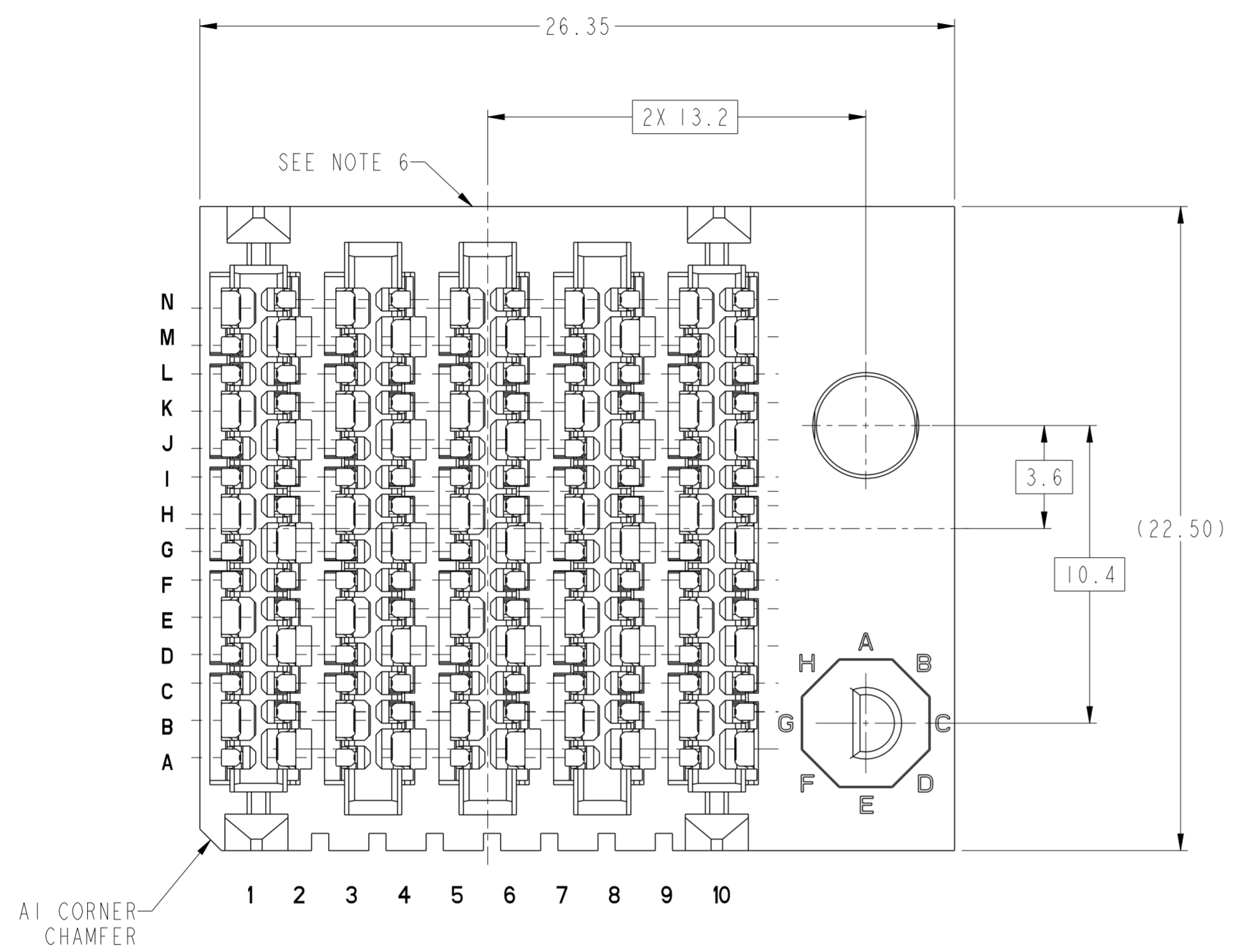
**Amphenol
FCi**

© 2016 AFci

spec ref	SEE NOTES	dr	Eppley, Nizare	2013/06/22	projection	MM	size	A2	scale	2:1
tolerance std	TOLERANCES UNLESS OTHERWISE SPECIFIED	eng	Peng-Bing Fu	2019/12/12			ecn no	ELX-DG-35549-1	rel level	Released
ASME Y14.5M		chr	-	apppr						
surface	linear	0.X	±.3		Amphenol FCI		title ExaMAX VERTICAL HEADER ASSY 4 PR, 140 POS, 10 IMLA		dwg no 10126366	rev B
		0.XX	±.10		cat. no. SEE TABLE		Product - Customer Drw		sheet 7 of 11	
	angular	0°	±°		PDS: Rev :B		STATUS:Released		Printed: Apr 22, 2020	

1 2 3 4 5 6 7 8

A B C D E F



10126366-Y2AYLF THRU -Y2JYLF
 LEFT GUIDANCE CONNECTOR (SEE NOTE 17)
 FOR ALL OTHER DIMENSIONS SEE SHEET 1

Amphenol
 FCI

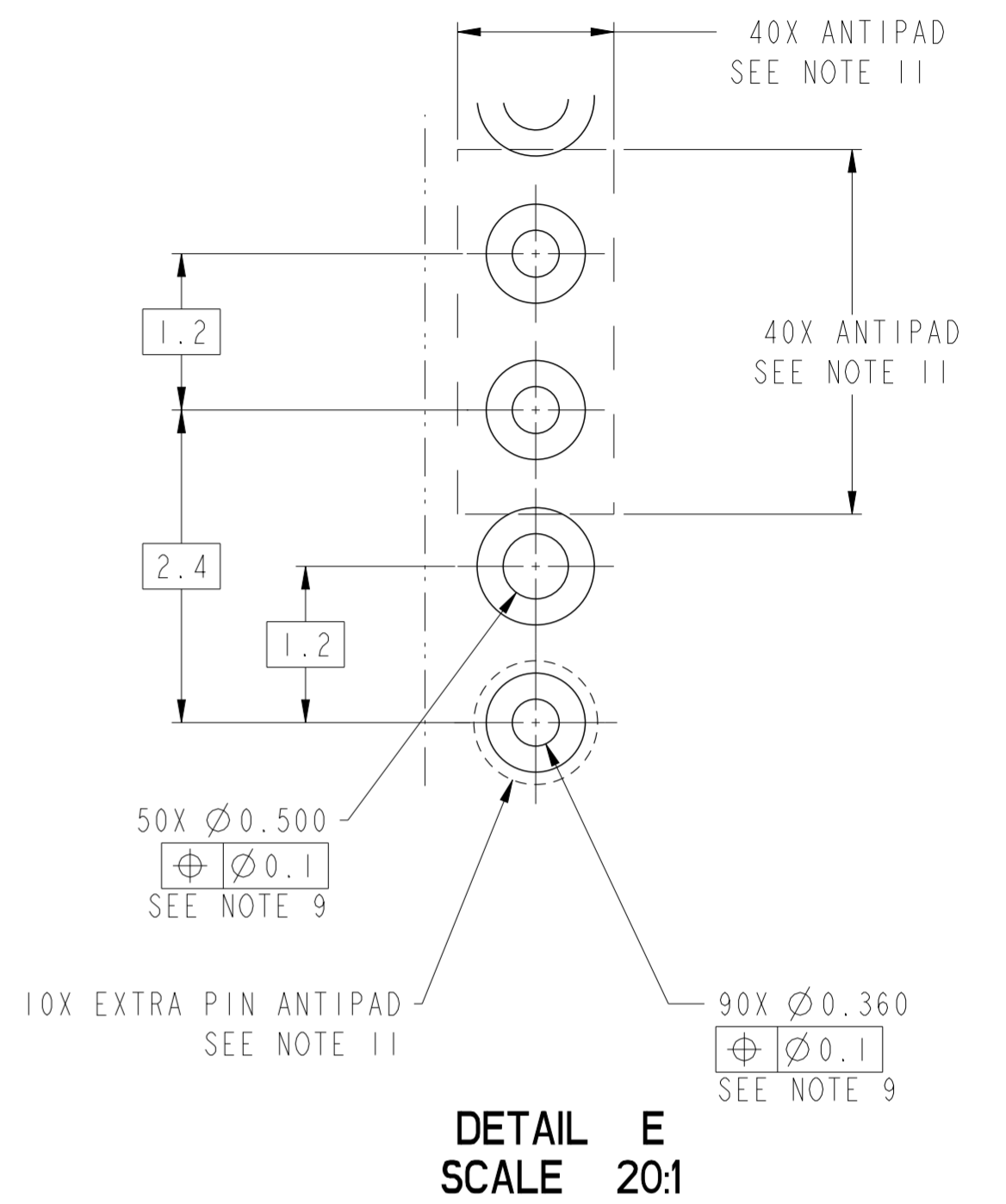
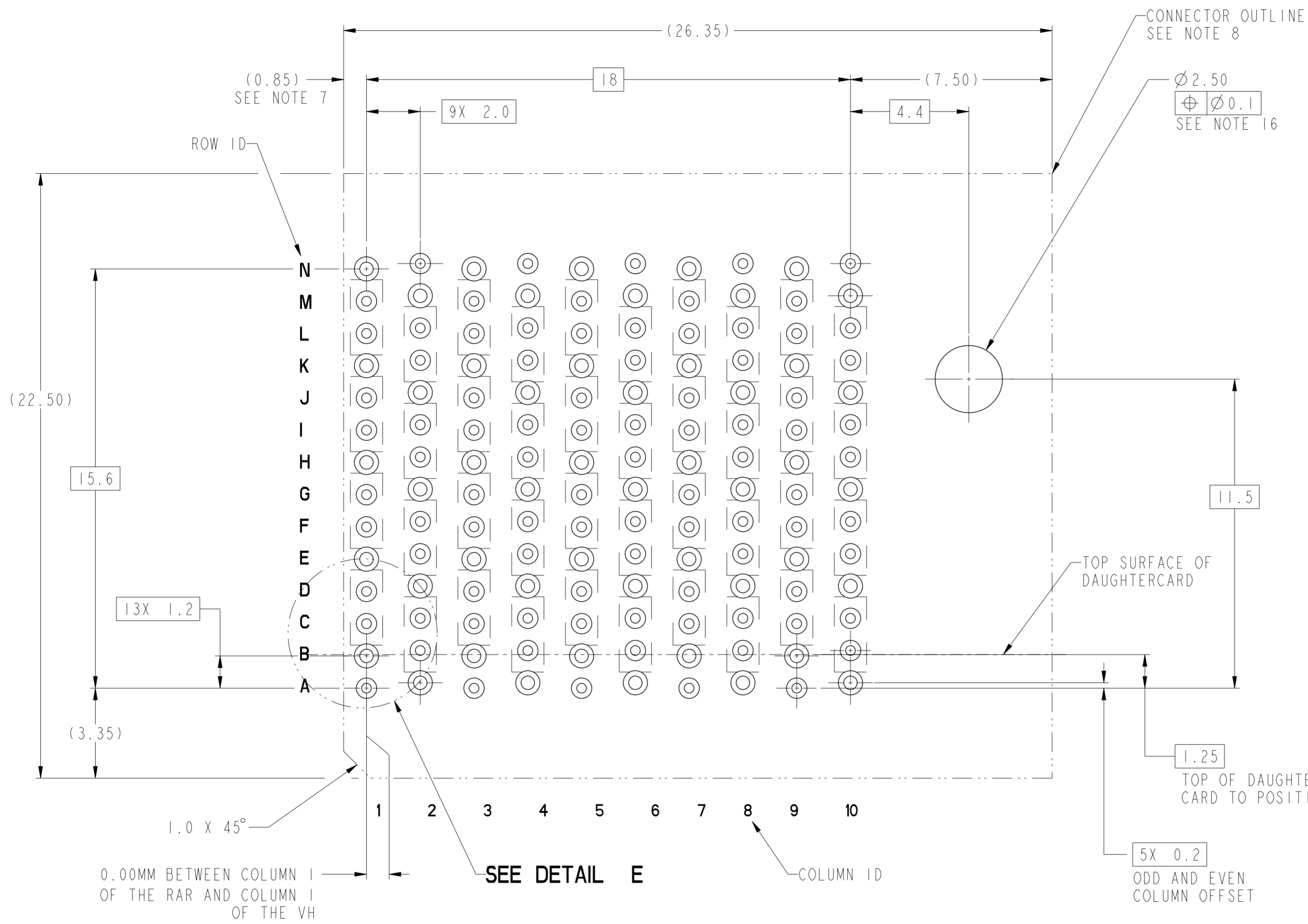
© 2016 AFci

spec ref	SEE NOTES	dr	Eppley, Nazare	2013/06/22	projection	MM	size	A2	scale	6:1									
tolerance std	TOLERANCES UNLESS OTHERWISE SPECIFIED	eng	Peng-Bing Fu	2019/12/12			ecn no	ELX-DG-35549-1	rel level	Released									
ASME Y14.5M		chr	-	appr							Heaven Cen	2020/04/22	product family	ExaMAX					
surface	<table border="1"> <tr> <td>linear</td> <td>0.X</td> <td>±.3</td> </tr> <tr> <td></td> <td>0.XX</td> <td>±.10</td> </tr> <tr> <td></td> <td>0.XXX</td> <td>±.050</td> </tr> <tr> <td>angular</td> <td>0°</td> <td>±°</td> </tr> </table>	linear	0.X	±.3		0.XX	±.10		0.XXX	±.050	angular	0°	±°			title ExaMAX VERTICAL HEADER ASSY 4 PR, 140 POS, 10 IMLA		dwg no 10126366	rev B
linear	0.X	±.3																	
	0.XX	±.10																	
	0.XXX	±.050																	
angular	0°	±°																	
		cat. no.		SEE TABLE	Product - Customer Drw		sheet 8 of 11												

PDS: Rev :B

STATUS:Released

Printed: Apr 22, 2020

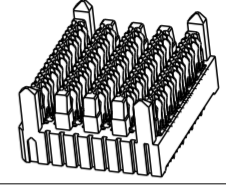
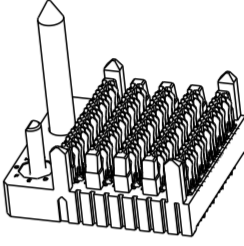
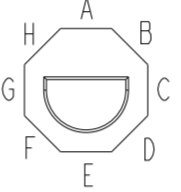
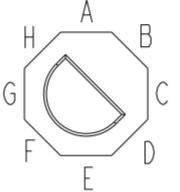
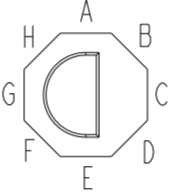
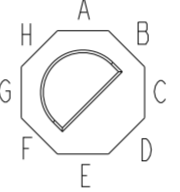
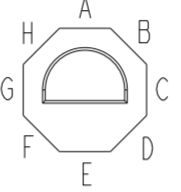
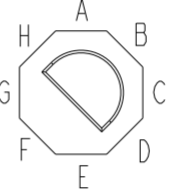
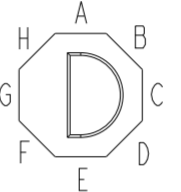
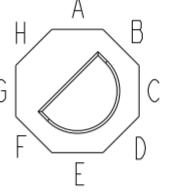
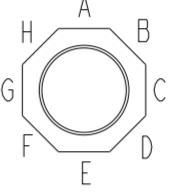
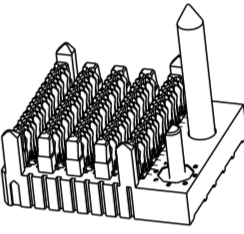
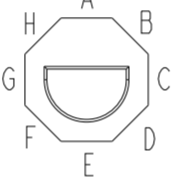
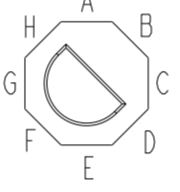
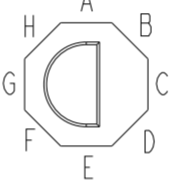
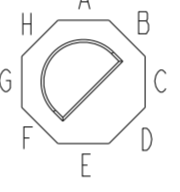
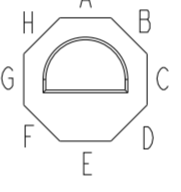
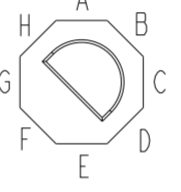
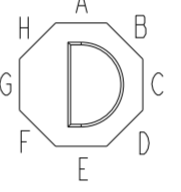
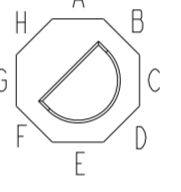
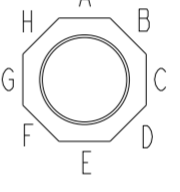


**RECOMMENDED PCB LAYOUT FOR
10126366-Y2YYLF COMPONENT SIDE
SEE NOTES 7, 8, 9, 11 & 16**

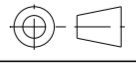
spec ref	SEE NOTES	dr	Eppley, Nizare	2013/06/22	projection	MM	size	A2	scale	2:1		
tolerance std	TOLERANCES UNLESS OTHERWISE SPECIFIED	eng	Peng-Bing Fu	2019/12/12			ecn no	ELX-DG-35549-1	rel level	Released		
ASME Y14.5M		chr	-	product family			ExaMAX					
		appr	Heaven Cen	2020/04/22								
surface	linear	0.X	±.3		Amphenol FCI		title	ExaMAX VERTICAL HEADER ASSY	dwg no	10126366	rev	B
		0.XX	±.10		Amphenol FCI		4 PR, 140 POS, 10 IMLA					
		0.XXX	±.050		Amphenol FCI							
	angular	0°	±°	Amphenol FCI		cat. no.	SEE TABLE	Product - Customer Drw	sheet 9 of 11			

1 0 1 2 6 3 6 6 - Y Y Y Y L F

PLATING
SEE NOTE 2

MODULE DESCRIPTION	DESIGNATION REPRESENTED IN DASH NUMBER										BASE MODULE
STANDARD NO GUIDANCE (SEE SHEET 1)	01										
RIGHT GUIDANCE MODULE (SEE SHEET 6)	1A	1B	1C	1D	1E	1F	1G	1H	1J (NO KEY)		
											
LEFT GUIDANCE MODULE (SEE SHEET 8)	2A	2B	2C	2D	2E	2F	2G	2H	2J (NO KEY)		
											

ASSEMBLY PART NUMBER	DESCRIPTION
10126366-1YYYYLF	STANDARD MATE
10126366-2YYYYLF	ADVANCED MATE
10126366-3YYYYLF	SHORT DETECT
10126366-4YYYYLF	ADVANCED MATE & SHORT DETECT

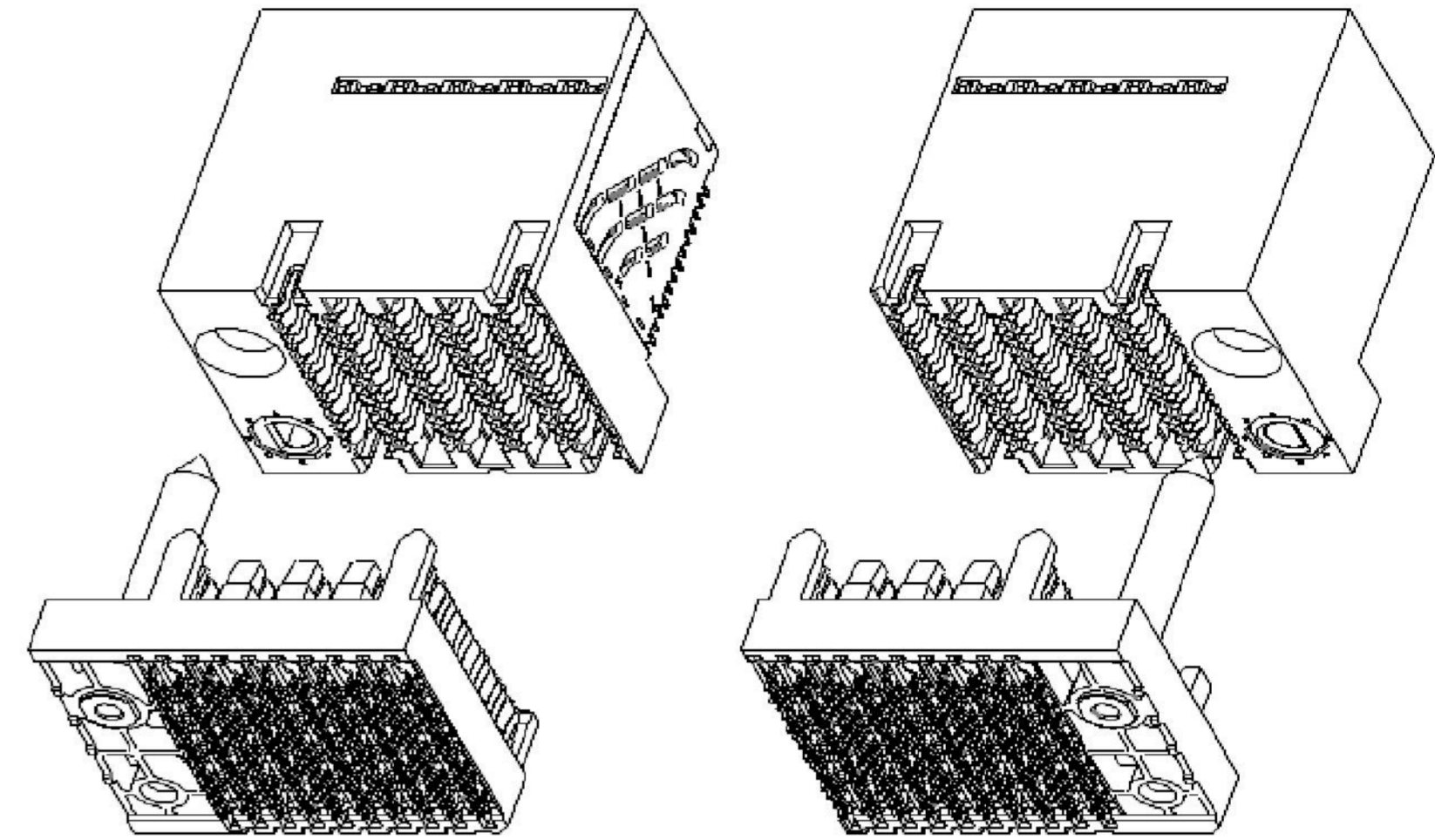
spec ref	SEE NOTES	dr	Eppley, Nazare	2013/06/22	projection	MM	size	A2	scale	1:1
tolerance std	TOLERANCES UNLESS OTHERWISE SPECIFIED	eng	Peng-Bing Fu	2019/12/12		← →	ecn no	ELX-DG-35549-1	rel level	Released
ASME Y14.5M		chr	-	-						
surface		appr	Heaven Cen	2020/04/22						
linear	0.X	±.3	Amphenol FCI	title		ExaMAX VERTICAL HEADER ASSY	dwg no	10126366	rev	B
	0.XX	±.10		4 PR, 140 POS, 10 IMLA						
	0.XXX	±.050		cat. no.	SEE TABLE	Product - Customer Drw				
angular	0°	±°	PDS: Rev :B		STATUS:Released		Printed: Apr 22, 2020			

Amphenol
FCI

© 2016 APCI

NOTES

- ①- CONNECTOR MATERIALS:
HOUSING: HIGH TEMP THERMOPLASTIC, BLACK, UL94-V0
IMLA PLASTIC: HIGH TEMP THERMOPLASTIC, BLACK, UL94-V0
CONTACT: COPPER ALLOY
GUIDE PIN: ZINC ALLOY
KEY PIN: ZINC ALLOY
- 2 - CONTACT PLATING:
SEPARABLE INTERFACE:
-YYYYLF: PERFORMANCE-BASED PLATING, QUALIFIED TO MEET THE REQUIREMENTS OF FCI PRODUCT SPECIFICATION GS-12-1096 INCLUDING TELCORDIA GR-1217-CORE (NOVEMBER 1995) CENTRAL OFFICE TEST SEQUENCE
-YYY2LF: GXT+ OVER NICKEL
-YYY9LF: GXT OVER NICKEL
PRESS-FIT TAILS: TIN OVER NICKEL (LEAD FREE)
- 3 - PRODUCT SPECIFICATION: GS-12-1096
- 4 - APPLICATION SPECIFICATION: GS-20-0361
- 5 - PACKAGING MEETS GS-14-920 LEAD FREE LABELING SPECIFICATION.
- ⑥- PRODUCT MARKING, (PART NUMBER & LOT CODE), ON THIS SURFACE.
- ⑦- THE MINIMUM VIA SPACING BETWEEN STACKED CONNECTORS WILL BE 2.0 mm OR 3.0 mm AS DEFINED BY NOTE 7 ON THE MATING RECEPTACLE CUSTOMER DRAWING. REFER TO THE APPLICATION SPECIFICATION FOR DETAILS.
- ⑧- CONNECTOR OUTLINE MAY BE SCREEN PRINTED ONTO CUSTOMER PCB TO BE USED AS A GUIDE FOR MANUAL CONNECTOR PLACEMENT.
- ⑨- REFER TO CUSTOMER DRAWING 10119933 FOR INFORMATION ON PCB HOLE DIAMETERS AND PLATING OPTIONS
- 10- THIS PRODUCT MEETS THE EUROPEAN UNION DIRECTIVES & OTHER COUNTRY REGULATIONS AS DESCRIBED IN GS-47-0004
- ⑪- REFER TO ROUTING GUIDE GS-20-0511 FOR RECOMMENDATIONS ON OPTIMIZATION OF FOOTPRINT AND TRACE ROUTING LAYOUT.
- 12- THE HOUSING WILL WITHSTAND EXPOSURE TO 260°C PEAK TEMPERATURE FOR 10-30 SECONDS IN A CONVECTION, INFRA-RED, OR VAPOR PHASE REFLOW OVEN.
- ⑬- THE ADVANCED MATE HEADER, 10126366-2YYYYLF, WHEN MATED WITH AN ADVANCED MATE RIGHT ANGLE RECEPTACLE WILL PROVIDE 2 PAIRS OF MATING CONTACTS THAT MATE 0.75MM BEFORE THE REMAINDER OF THE SIGNAL AND GROUND CONTACTS.
- ⑭- THE SHORT DETECT HEADER, 10126366-3YYYYLF, WHEN MATED WITH A STANDARD MATE RIGHT ANGLE RECEPTACLE WILL PROVIDE 1 PAIR OF MATING CONTACTS THAT MATE 1.00MM AFTER THE REMAINDER OF THE SIGNAL AND GROUND CONTACTS.
- ⑮- THE ADVANCED MATE/SHORT DETECT HEADER, 10126366-4YYYYLF, WHEN MATED WITH AN ADVANCED MATE RIGHT ANGLE RECEPTACLE WILL PROVIDE 2 PAIRS OF MATING CONTACTS THAT MATE 0.75MM BEFORE THE REMAINDER OF THE SIGNAL AND GROUND CONTACTS, AND 1 PAIR OF MATING CONTACTS THAT MATE 1.00MM AFTER THE REMAINDER OF THE SIGNAL AND GROUND CONTACTS.
- ⑯- FOR CONNECTORS WITH EITHER A RIGHT OR LEFT GUIDE MODULE, ONE PHILLIPS PAN HEAD M2 HOLD DOWN SCREW MUST BE USED TO SECURE GUIDE PIN/CONNECTOR TO THE PCB. THE SCREW LENGTH SHALL BE 2.0 - 6.0mm PLUS THE THICKNESS OF THE BOARD. SCREW IS NOT PROVIDED WITH CONNECTOR.
- ⑰- LEFT / RIGHT INTEGRATED GUIDE ORIENTATION IS DETERMINED BY THE LOCATION OF THE GUIDE FEATURES WHEN LOOKING AT THE MATING FACE OF THE RIGHT ANGLE RECEPTACLE. THE LEFT / RIGHT DESIGNATION OF THE MATING HEADER IS DEFINED BY THE RIGHT ANGLE RECEPTACLE THAT IT MATES WITH (i.e. A RIGHT GUIDE VERTICAL HEADER MATES WITH A RIGHT GUIDE RIGHT ANGLE RECEPTACLE).
- ⑱- ALL GROUND CONTACTS WITHIN A COLUMN ARE COMMONED.



LEFT GUIDE

RIGHT GUIDE

ExaMAX INTEGRATED GUIDE ORIENTATION
SEE NOTE 17

spec ref	SEE NOTES	dr	Eppley, Nazare	2013/06/22	projection	MM	size	A2	scale	2:1												
tolerance std	TOLERANCES UNLESS OTHERWISE SPECIFIED	eng	Peng-Bing Fu	2019/12/12			ecn no	ELX-DG-35549-1														
ASME Y14.5M		chr	-	rel level				Released														
surface	<table border="1"> <tr> <td>linear</td> <td>0.X</td> <td>±.3</td> </tr> <tr> <td></td> <td>0.XX</td> <td>±.10</td> </tr> <tr> <td></td> <td>0.XXX</td> <td>±.050</td> </tr> <tr> <td>angular</td> <td>0°</td> <td>±°</td> </tr> </table>	linear	0.X	±.3		0.XX	±.10		0.XXX	±.050	angular	0°	±°	appr	Heaven Cen	2020/04/22	product family	ExaMAX	rel level	Released		
linear	0.X	±.3																				
	0.XX	±.10																				
	0.XXX	±.050																				
angular	0°	±°																				
		Amphenol FCI		title		ExaMAX VERTICAL HEADER ASSY		dwg no	10126366													
				4 PR, 140 POS, 10 IMLA		rev	B															
				cat. no.	SEE TABLE	Product - Customer Drw		sheet 11 of 11														