THIS DRAWING IS UNPUBLISHED. RELEASED FOR PUBLICATION -,- .
© COPYRIGHT - By - ALL RIGHTS RESERVED.

REVISIONS					
P	LTR	DESCRIPTION	DATE	DWN	APVD
	U	REVISED PER ECO-16-001548	24FEB2016	AP	DG

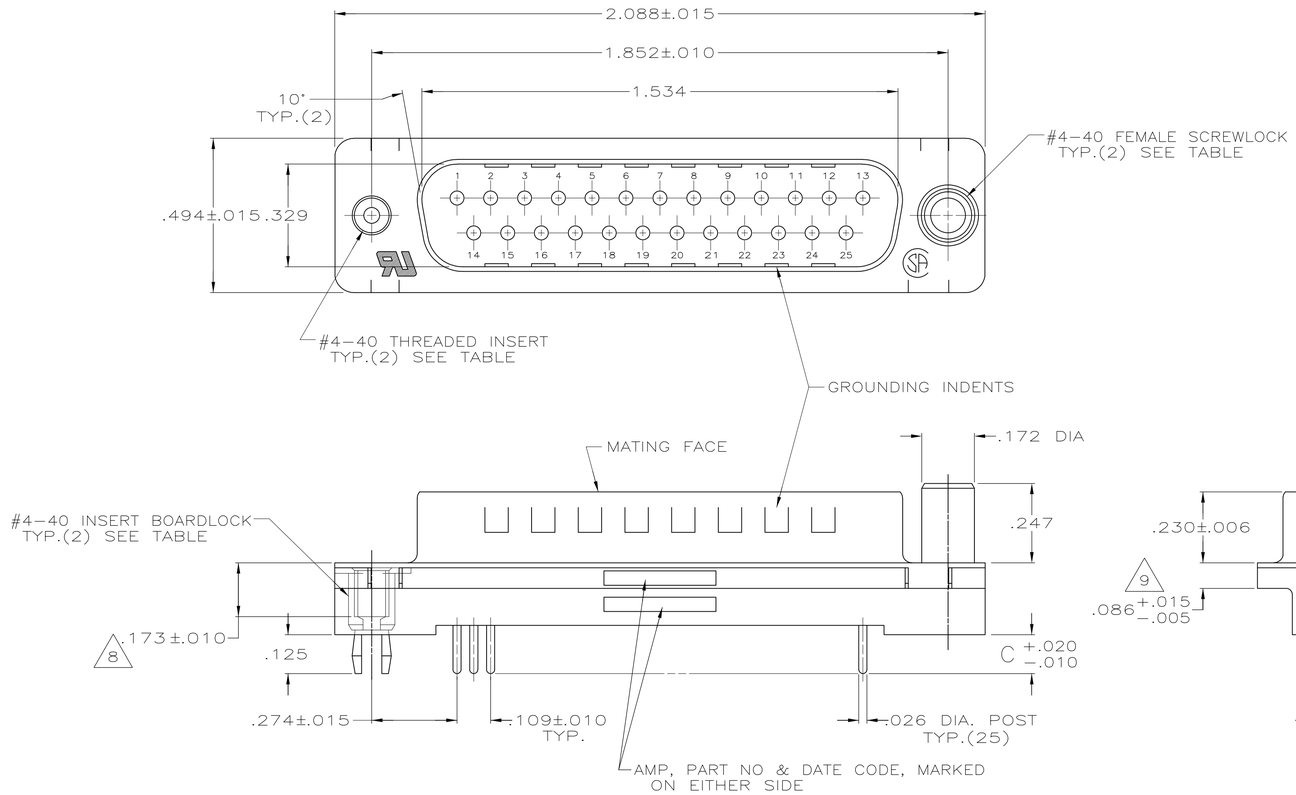

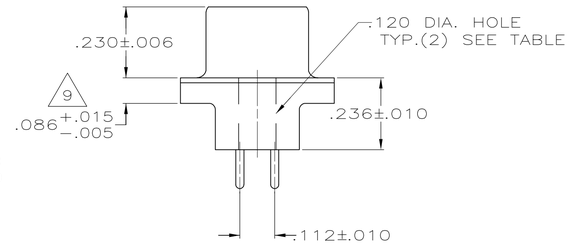

1. HOUSING: FLAME RETARDANT 94V-O RATED THERMOPLASTIC, COLOR BLACK
   SHELLS: STEEL
   CONTACTS: BRASS
   INSERTS & BOARDLOCKS: BRASS
   SCREWLOCKS: ZINC
2. SHELLS: .000200 MIN TIN OVER .000100 MIN COPPER.
   INSERTS & SCREWLOCKS: UNPLATED
   BOARDLOCKS: .000150 MIN TIN OVER .000100 MIN COPPER.
   CONTACTS; SEE TABLE.
3. GOLD FLASH FOR A LENGTH OF .150 MIN FROM MATING END, .000100-.000200 BRIGHT TIN OR BRIGHT TIN LEAD ON TERMINATION END, ALL OVER .000050 MIN NICKEL ON ENTIRE CONTACT.
4. GOLD PLATED FOR A LENGTH OF .150 MIN FROM MATING END, .000100-.000200 BRIGHT TIN OR BRIGHT TIN-LEAD ON TERMINATION END, ALL OVER .000050 MIN NICKEL ON ENTIRE CONTACT.
   -OR-
   GOLD FLASH OVER PALLADIUM NICKEL PLATED FOR LENGTH OF .150 MIN FROM MATING END, .000100-.000200 MIN BRIGHT TIN OR BRIGHT TIN-LEAD ON TERMINATION END, ALL OVER .000050 MIN NICKEL ON ENTIRE CONTACT.
5. NOTE DELETED.
6. CONTACTS SELECTIVELY LOADED IN POSITIONS 1 THRU 8 AND 10 THRU 25.
7. DATUMS AND BASIC DIMENSIONS ESTABLISHED BY CUSTOMER.
8. RECOMMENDED SCREWLOCK IS 5747877-3 WITH RETENTION INSERTS.
9. .110 MAX IN SHELL TAB CLINCH AREAS.

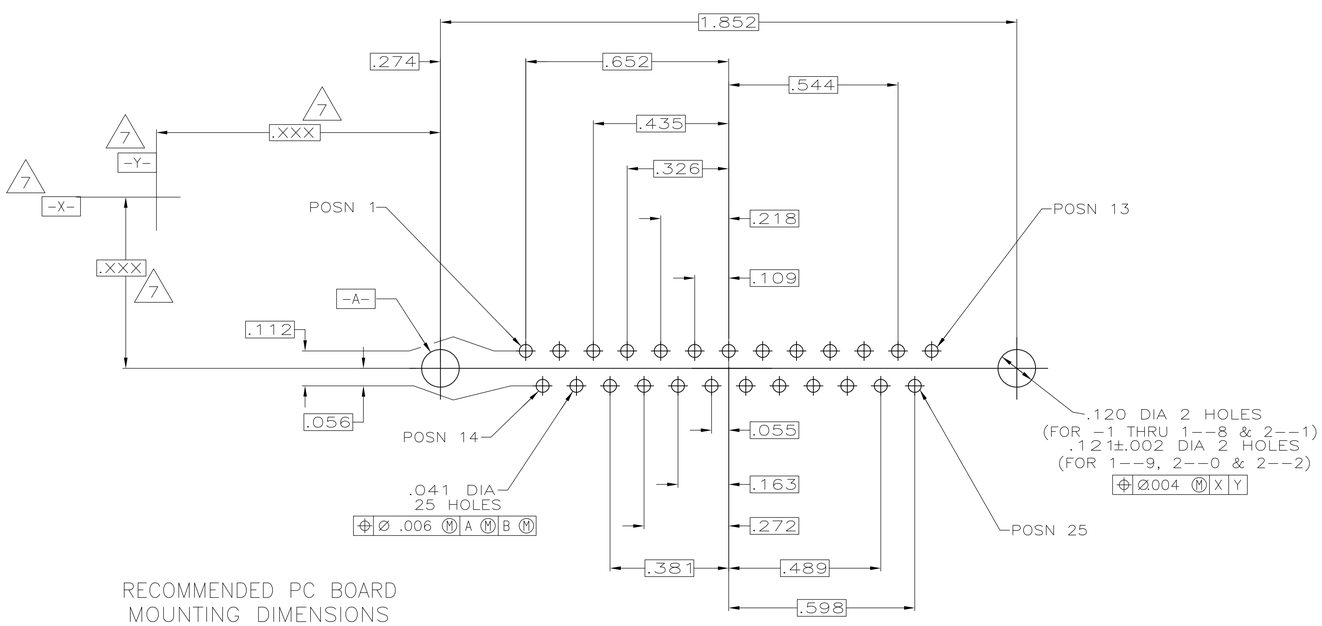

RECOMMENDED PC BOARD MOUNTING DIMENSIONS

SUPERSEDED BY 2-747704-0		W/ INSERT BOARDLOCKS	4	.125	2-747704-2
SUPERSEDED BY 1-745968-6		WITH FEMALE SCREWLOCKS	4	.170	2-747704-1
		WITH INSERT BOARDLOCKS	4	.125	2-747704-0
SUPERSEDED BY 2-747704-0			3	.125	1-747704-9
	OBSOLETE	WITH FEMALE SCREWLOCKS	4	.250	1-747704-8
	OBSOLETE		3	.250	1-747704-7
SUPERSEDED BY 1-745968-6			4	.170	1-747704-6
	OBSOLETE		3	.170	1-747704-5
SUPERSEDED BY 1-745968-4			4	.125	1-747704-4
	OBSOLETE		3	.125	1-747704-3
	OBSOLETE	WITH THREADED INSERTS	4	.250	1-747704-2
	OBSOLETE		3	.250	1-747704-1
	OBSOLETE		4	.170	1-747704-0
	OBSOLETE		3	.170	747704-9
SUPERSEDED BY 745968-8			4	.125	747704-8
	OBSOLETE		3	.125	747704-7
	OBSOLETE	WITH .120 DIA. HOLE	4	.250	747704-6
	OBSOLETE		3	.250	747704-5
	OBSOLETE		4	.170	747704-4
	OBSOLETE		3	.170	747704-3
	OBSOLETE		4	.125	747704-2
	OBSOLETE		3	.125	747704-1
		REMARKS	CONTACT FINISH	DIM C	PART NUMBER

THIS DRAWING IS A CONTROLLED DOCUMENT.

DIMENSIONS: INCHES

TOLERANCES UNLESS OTHERWISE SPECIFIED:
0 PLC ± -
1 PLC ± -
2 PLC ± -
3 PLC ± .005
4 PLC ± -
ANGLES ± 2°

MATERIAL 1 FINISH 2

DWN S. WELDON 2-27-85
CHK J. GERACE 2-27-85
APVD R. BRANDT 2-27-85
PRODUCT SPEC 108-40025
APPLICATION SPEC 114-40023
WEIGHT -

TE Connectivity

NAME PLUG ASSEMBLY, SIZE 3, 25 POS., VERTICAL, .026 DIA. DUPLEX PLATED POSTS, FRONT SHELL, AMPLIMITE™HDP

SIZE A1 | CAGE CODE 00779 | DRAWING NO C-747704 | RESTRICTED TO -

CUSTOMER DRAWING | SCALE NTS | SHEET 1 OF 1 | REV U

4805 (1/15)