

NOTES:

1. MATERIALS AND FINISHES:
 BODY & COUPLING NUT - BRASS, NICKEL PLATING
 INSULATOR - PTFE, NATURAL
 CONTACT - BRASS, GOLD PLATING
 INSULATOR DISC - ULTEM, NATURAL
 GASKET - SILICONE RUBBER, RED
 RETAINING RING - PHOSPHOR BRONZE, NATURAL
 FERRULE - COPPER, NICKEL PLATING

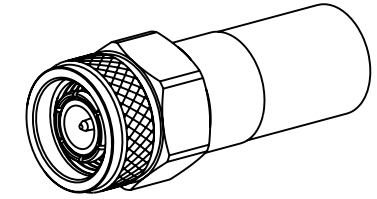
2. ELECTRICAL:
 A. IMPEDANCE: 50 OHM
 B. FREQUENCY RANGE: DC - 8 GHz
 C. VSWR: 1.30 MAX. @ DC - 6 GHz
 1.40 MAX. @ 6 - 8 GHz
 D. DIELECTRIC WITHSTANDING VOLTAGE: 1000 VRMS, MIN.

3. MECHANICAL:
 A. DURABILITY: 500 CYCLES MIN.
 B. TEMPERATURE RANGE: -65°C TO +165°C

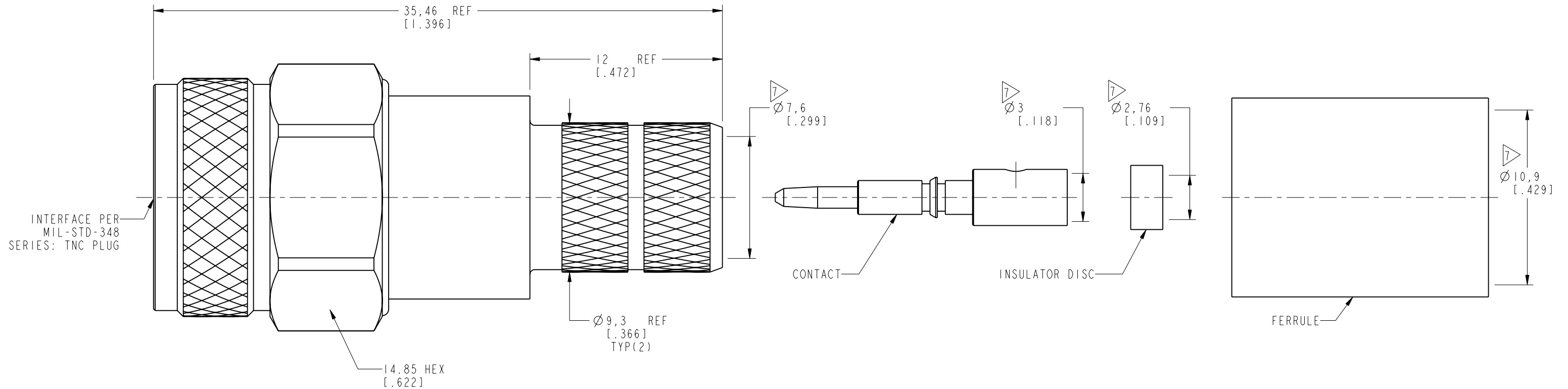
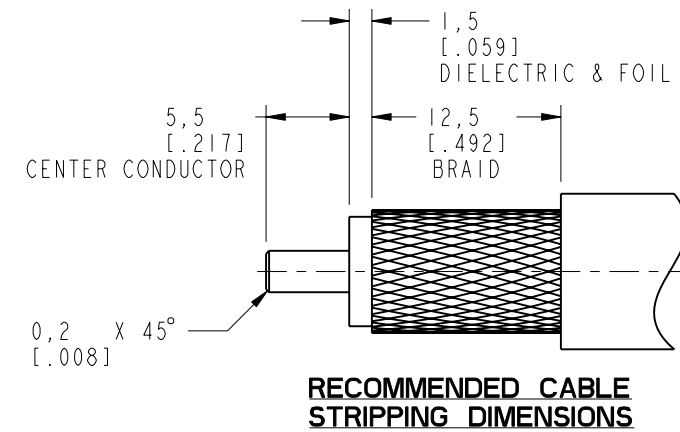
4. PACKAGING:
 A. QUANTITY: SINGLE PACK
 B. MARKING: BAG TO BE MARKED
 "AMPHENOL RF, 31-6872 AND DATE CODE"
5. CABLE ASSEMBLY INSTRUCTIONS:
 A. TRIM CABLE AS SHOWN.
 B. SLIDE FERRULE AND INSULATOR DISC ONTO CABLE.
 C. SOLDER CABLE CENTER CONDUCTOR TO CONTACT.
 D. INSERT CABLE WITH FOIL ENTERING CONNECTOR AND BRAID OVER KNURL.
 E. CRIMP FERRULE OVER BRAID WITH 0.429" HEX DIE.
6. RECOMMENDED COUPLING TORQUE: 4-6 IN-LBS.
7. SHOWS CABLE ENTRY DIMENSIONS.

THIRD ANGLE PROJ.

		REVISIONS		
REV	DESCRIPTION	DATE	ECN	APPR
A	RELEASE TO MFG.	05-JUN-20	15210	EH



SCALE 1.200



CUSTOMER OUTLINE DRAWING

ALL OTHER SHEETS ARE FOR INTERNAL USE ONLY

UNLESS OTHERWISE SPECIFIED, DIMENSIONS ARE IN METRIC AND TOLERANCES ARE: <0.5mm ±0.05mm 0.5 - 6mm ±0.1mm 6 - 30mm ±0.2mm 30 - 120mm ±0.3mm ANGLES ±1°	MATERIAL	DRAWN	DATE	TITLE		Amphenol RF www.amphenolrf.com
	SEE NOTES	E.WU	09-Jun-20	TNC STR PLUG FOR LMR 400 CABLE		
NOTICE - These drawings, specifications, or other data (1) are, and remain the property of Amphenol corp. (2) must be returned upon request; and (3) are confidential and not to be disclosed to any person other than those to whom they are given by Amphenol Corp. the furnishing of these drawings, specifications, or other data by Amphenol Corp., or to any other person to anyone for any purpose is not to be regarded by implication or otherwise in any manner licensing, granting rights to permitting such holder or any other person to manufacture, use or sell any product, process or design, patented or otherwise, that may in any way be related to or disclosed by said drawings, specifications, or other data.	REFERENCE	ENGINEER	DATE	SCALE: 4.2:1.0 SHEET 2 OF 2		DRAWING NO. 31-6872
	EAR# 9189	STAR	11-Jun-20	DWG SIZE B		ITEM NO. 31-6872
	REF:	APPROVED	S.HSIEH	DATE	REV A	PART NO. 31-6872
	CONFIGURATION LEVEL: In Work	CAD FILE		17-Jun-20		
FINISH						