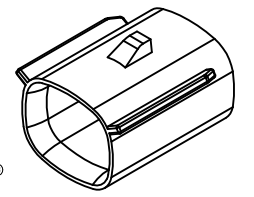


IF HEADER IS RECESSED INTO A POCKET, THESE DIMENSIONS REPRESENT THE MINIMUM CLEARANCE REQUIRED FOR THE MATING CONNECTOR SHROUD.

NOTE: THIS DRAWING OR PORTIONS OF IT, ARE CONTROLLED BY THE ELECTRICAL WIRING COMPONENTS APPLICATION PARTNERSHIP (EWCAP), A SUBGROUP OF THE UNITED STATES CONSORTIUM FOR AUTOMOTIVE RESEARCH (USCAR). USCAR IS A PARTNERSHIP BETWEEN CHRYSLER GROUP LLC, FORD MOTOR COMPANY, AND GENERAL MOTORS CORPORATION. ANY CHANGE TO A EWCAP CONTROLLED PORTION OF THIS DRAWING, INCLUDING A "RECORD CHANGE" MUST BE APPROVED, IN WRITING, BY THE RESPONSIBLE EWCAP MEMBER FROM EACH USCAR COMPANY. EACH EWCAP MEMBER AUTHORIZED TO SIGN FOR HIS OR HER COMPANY IS RESPONSIBLE FOR OBTAINING ALL NECESSARY APPROVALS WITHIN THAT COMPANY PRIOR TO SIGNING FOR APPROVAL OF THE CHANGE. EWCAP EXPRESSLY PROHIBITS ANY PARTY FROM CHANGING EITHER ANY EWCAP CONTROLLED PORTION OF THIS DRAWING OR ANY ASSOCIATED TOOLING BEFORE RECEIVING AN APPROVAL SIGNED BY AN AUTHORIZED REPRESENTATIVE FROM EACH EWCAP PARTNER. REFERENCE TO THE SIGNED APPROVAL FORM MUST BE ENTERED IN THIS DRAWING'S CONTROL COLUMN.

- NOTES: UNLESS OTHERWISE SPECIFIED
1. ALL DIMENSIONS SHOWN IN MILLIMETERS.
 2. DIMENSIONING AND TOLERANCING PER ASME Y14.5M-1994
 3. 0.25 RADI ON ALL CORNERS SHOWN SHARP.
 4. UNSPECIFIED RADI: 0.25 EXCEPT AS NOTED.
 5. STANDARD COLORS FOR POLARIZATION (SEE CHART). DEVIATION REQUIRES APPROVAL OF AUTHORIZED PERSON.
 6. REFER TO "SAE/USCAR-12 CONNECTOR GUIDELINES" FOR ADDITIONAL REQUIREMENTS.
 7. EXCEPT WHERE NOTED, DRAFT ON OUTSIDE SURFACES IS PERMISSIBLE WITHIN TOLERANCE.
 8. SYMBOL INDICATES DRAFT DIRECTION.
 9. FOR TERMINAL MATERIAL, DIMENSIONAL, AND COATING REQUIREMENTS AND ANY BLADE TERMINAL DESIGN INFORMATION NOT SHOWN ON THIS DRAWING SEE EWCAP DWG. NO. EWCAP-001
 10. A FULL SHROUD ON THE MATING CONNECTOR IS REQUIRED TO INSURE THAT THE CONNECTOR-HEADER POLARIZATION FEATURES (OPTIONS A THRU D) WILL FUNCTION. THE FULL SHROUD ALSO PREVENTS "SCOOP" DAMAGE TO THE HEADER PINS. REFER TO "SAE/USCAR-12 CONNECTOR DESIGN GUIDE LINES" FOR ADDITIONAL INFORMATION.
 11. REFER TO USCAR/EWCAP PART LIST AS FOUND ON WEBSITE <http://www.uscarteams.org>
 12. THIS IS A 100% CAD GENERATED PART. THE CAD MATHEMATICAL DATA IS THE MASTER FOR THIS PART. FOR DIMENSIONAL OR ANY INFORMATION NOT SHOWN ON THIS DRAWING, ANALYZE THE CAD MODEL.



REV	DATE	BY	CHK	DESCRIPTION
094	F2			CORRECTED CHRYSLER GROUP LLC NOMENCLATURE
094	F1			MOVED NOTE TO SECTION B-B AND CORRECTED AND RELOCATED TRUE POSITION DATUM REFERENCE
091	E			REMOVED 0.25° MAX DRAFT ANGLE ALL AROUND 025 027 AND 029
090	D31			ADDED NOTES
090	D30			RELOCATED SEALING SURFACE NOTE
090	D29			ADDED DETAIL E
090	D28			ADDED 0.25° MAX DRAFT ANGLE ALL AROUND
090	D27			ADDED [55B]
090	D26			ADDED AT TANGENT NOTE
090	D25			ADDED FROM [B-]
090	D24			ADDED [33D]
090	D23			REMOVED DATUM C
090	D22			ADDED EXCLUDES KEYS AND NUB NOTE
090	D21			ADDED BASIC DIMENSIONS FOR PROFILE CONTROL
090	D20			ADDED [D.20A]B
090	D19			DIMENSIONED TO DATUM A
090	D18			ADDED DATUM A REFERENCE
090	D17			SEALING SURFACE DIMENSIONS MOVED TO SECTION C-C
090	D16			ADDED SECTION C-C
090	D15			ADDED DETAIL D
090	D14			REMOVED 0.25 FROM SECTION A
090	D13			ADDED DRAFT ANGLE DIRECTION
090	D12			ADDED DATUM G
090	D11			RELOCATED BASIC DIMENSION FOR DATUM D
090	D10			REMOVED 0.80 ±0.10±0.20 ALL AROUND
090	D9			MOVED PIN DIMENSIONS TO DETAIL D AND DETAIL E
090	D8			RELOCATED WALL THICKNESS CONTROL WITH PROFILE OF A SURFACE
090	D7			ADDED DATUM B REFERENCE
090	D6			ADDED R(6.471)
090	D5			ADDED 0.70 ±0.15 ALL AROUND
090	D4			CHANGED FROM 1.79 TO 1.8
090	D3			ADDED BACK ANGLE NOTE
090	D2			UPDATED CONNECTOR COLORS
090	D1			ADDED GQAT FOR POLARIZATION KEYS
				05-17-11 KC MV
				CHANGED ISO VIEW SCALE TO 4:1 WAS 1:1
				CORRECTED PACKAGING FRAME VIEW. WAS JUPPER ORIAL.
				KEY OPTIONS A THRU D DIMENSIONED TO C/L OF KEY. WAS DIMENSIONED TO EDGE.
				01-15-09 DG SV
				B15 FROM DATUM [A] ADDED DIM. 12.90
				B14 FROM DATUM [A] ADDED DIM. 2X 9.30 ±0.10±0.25
				B13 ADDED PARTING LINE NOTE TO DETAIL A. RELOCATED NOTE BACK ANGLE OPTIONAL FROM 37°
				B12 30 & 45° ROUNDED
				B11 KEY OPTIONS A THRU D DIMENSIONED TO EDGE WAS DIMENSIONED TO C/L OF KEY
				B10 GD A 1 [B10]R(10.0) REMOVED FROM VIEW DETAIL C
				B9 [C] R(2.91) WAS 4X R(2.92)
				B8 [C] R(2.91) AND [C] R(3.0) WAS 2X R(2.91) AND 2X R(3.0)
				B7 REMOVED GD AT FOR TIP AND BASE
				B6 DATUM [E] AT DIM 10.33 WAS AT DIM 12.83
				B5 SURFACE D LOCATED AT [55B]
				B4 DATUM [B] AT DIM 12.83 WAS AT 10.20 SECTION A-A
				EWCAP CHART 150-S-002-1-Z05 WAS 150-S-002-1-T80
				B3 150-S-002-1-Z05 WAS 150-S-002-1-T80
				B2 DWG# 150-S-002-1-Z05 WAS 150-S-002-1-T80
				B1 REMOVED NOTE AT [55B] MUST BE PERMISSIBLE 0.25° MAX DRAFT. RENUMBERED NOTES
				01-10-08 DG SV
				A RELEASED
				11-13-07 JH MV
				LET REVISION RECORD DATE DWN CHK
				TOLERANCES UNLESS OTHERWISE SPECIFIED
				THIRD ANGLE PROJECTION
				±0.2 ANGLES ±3° ±0.10
				EWCAP
				SCALE 5 - 1 DRAWN BY K. CUNNINGHAM CHECKED BY RYANSLAMBROUCK DATE 02-08-2012
				TITLE DIRECT CONNECT INTERFACE 2 WAY (1 X 2) 15MM SEALED MALE
				MOLEX 150-S-002-1-Z05
				REV E DATE 02-08-2012
				DESIGNER F

EWCAP P/N	OPTION	MATING CONNECTOR
150-S-002-1-005	D	BLACK
150-S-002-1-005	C	DK GRAY
150-S-002-1-805	B	LT GRAY
150-S-002-1-A05	A	BLACK

DETAIL C SCALE 20:1 APPLIES 2X SEE KEYING OPTIONS VIEWS FOR POSITIONS

CONSTRUCTION BELOW THIS SURFACE IS NOT CONTROLLED BY EWCAP. NO PLASTIC FEATURES MAY EXTEND ABOVE THIS SURFACE



TABLE OF CONTENTS	
SHEET NO.	SHEET DESCRIPTION
1	NOTES AND BOM
2	CONFIGURATIONS
3-4	KEY CONFIGURATIONS
5	RECEPTACLE CONNECTOR ASSEMBLY
6	BACKSHELL NOTES
7	BACKSHELL
8	BACKSHELL CONFIGURATIONS

NOTES: VALID UNLESS OTHERWISE SPECIFIED

1. GENERAL:
- a. APPLICATION SPECIFICATION SEE: AS-33472-100
- CONTAINS: PRODUCT INTRODUCTION, PRODUCT SUMMARY, CONNECTOR ASSEMBLY, PACKAGING INFORMATION, CONNECTOR MATING, SERVICE INSTRUCTIONS, ELECTRICAL CONTINUITY CHECKING, CRIMPING, AND TROUBLESHOOTING.
 - DESIGNED TO MATE WITH DEVICE OR CONNECTOR AS SPECIFIED IN THE MATING INTERFACE/CONNECTOR DRAWINGS CHART.
 - *DENOTES DRAWINGS THAT CAN BE ACCESSED AT <<http://ewcap.uscarteams.org/>>.
 - ASSEMBLY SHIPPED WITH PLR IN PRE-LOCK POSITION (SEE PLR PRE-LOCK VIEW SHEET 5).

- b. PRODUCT SPECIFICATION SEE:
- STANDARD CONFIGURATION: PS-33471-000
 - UL V0 CONFIGURATION: PS-160105-0001
 - CONTAINS: PRODUCT INTRODUCTION, PRODUCT SUMMARY, RATINGS (CURRENT, TEMPERATURE, SEALING, AND FLAMMABILITY), TERMINALS, WIRE DIAMETER RANGE, PRODUCT VALIDATION, AND PRODUCT DEVIATIONS.

c. PACKAGING SPECIFICATION PER MOLEX DRAWING: SEE PACKAGING CHART

d. PARTS MUST BE IN COMPLIANCE TO MOLEX CHEMICAL SUBSTANCES FOR PRODUCTS AND PACKAGING SPECIFICATION: QEHS-699000-301

e. DATA MUST BE SUBMITTED UNDER THE MOLEX PART NUMBER TO IMDS (COMPANY ID#13255)

2. DESIGN - MATERIALS:

- a. FOR BILL OF MATERIALS SEE:
- STANDARD CONFIGURATION SD-33471-0002
 - UL V0 CONFIGURATION SD-160105-0002

3. DESIGN - GEOMETRY:

a. THE 3-D CAD DATA IS BASIC (WITHOUT TOLERANCE) AND MASTER FOR THIS PART WITH THE EXCEPTION OF UNDERLINED DIMENSIONS. DIMENSIONAL INFORMATION NOT SHOWN ON THIS DRAWING IS DEFINED BY THE DATA FILE AT ITS LATEST REVISION.

b. GEOMETRIC DIMENSIONS AND TOLERANCES PER ASME Y14.5M-2009

c. EDGES AND UNDIMENSIONED DETAILS PER ISO13715

d. CORNERS SHOWN AS SHARP TO BE R 0.2 MAX.

e. LETTERING SHALL BE 0.15 MAX RAISED IN 0.25 MAX RECESS PAD. THIS INCLUDES RECYCLING CODE, CAVITY ID, VENDOR IDENTIFICATION, AND CUSTOMER MATERIAL NUMBER.

f. VISUAL DEFECTS SHALL MEET COSMETIC STANDARD PS-45499-002 (Class B).

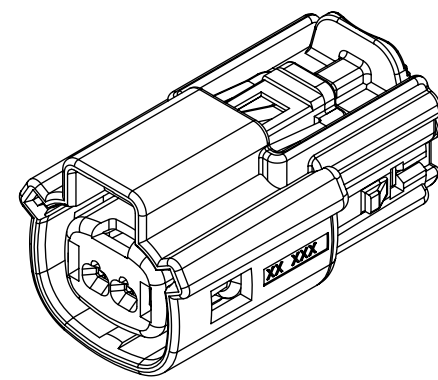
g. LASER MARKING:

- PART NUMBER
- DAY OF THE YEAR
- SHIFT
- YEAR

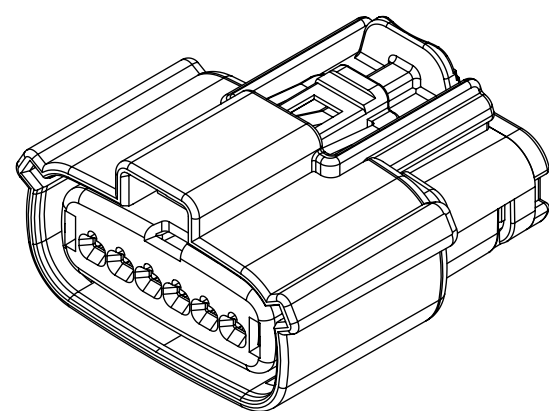
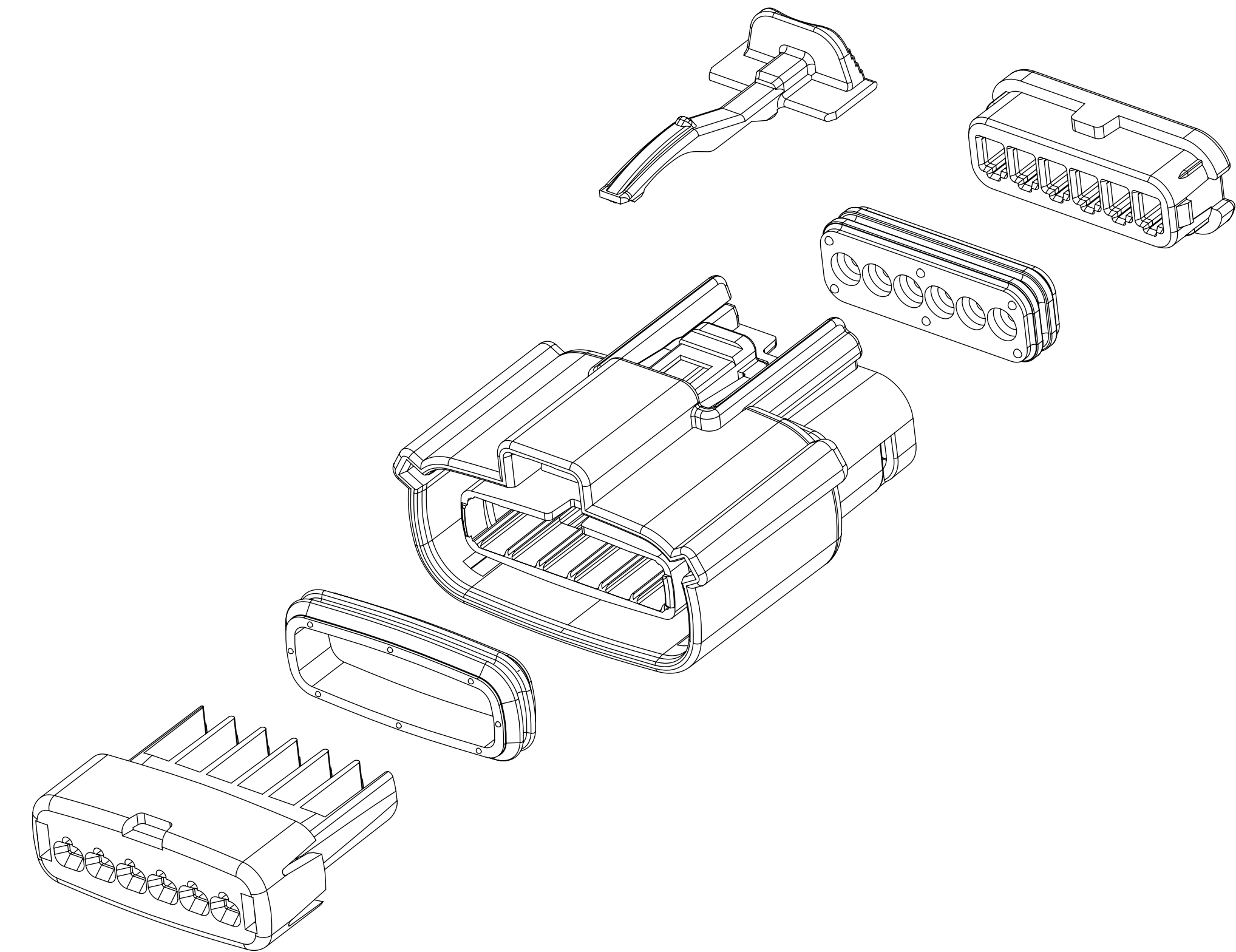
FOR ADDITIONAL INFORMATION SEE SECTION 5 UNDER PROCEDURES IN ES-34735-008.

PACKAGING	
DESCRIPTION	DRAWING NO.
1X2	PK-31300-635
1X6	PK-31300-903

MATING INTERFACE/CONNECTOR DRAWINGS		
DESCRIPTION	INTERFACE DEFINITION	MOLEX INLINE
1X2	*150-S-002-1-Z05	SD-33481-0001
1X6	*150-S-006-1-Z03	SD-33481-0001



1x2



1x6

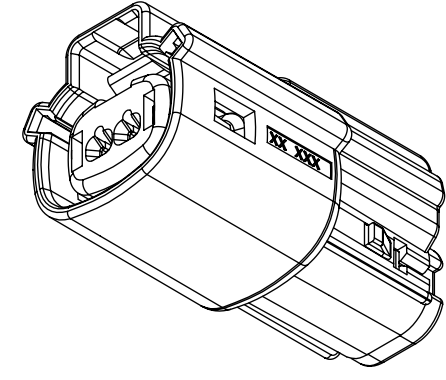
REV	REV DESCRIPTION
A1	UPDATED THE DRAWING FRAME
A	MINOR GEOMETRY CHANGE FOR UL V0
2	UPDATE VIEWSETS
1	INITIAL RELEASE

INSPECTION NUMBER LOG	
LAST NUMBER: 11	ADDED: 11
REMOVED:	

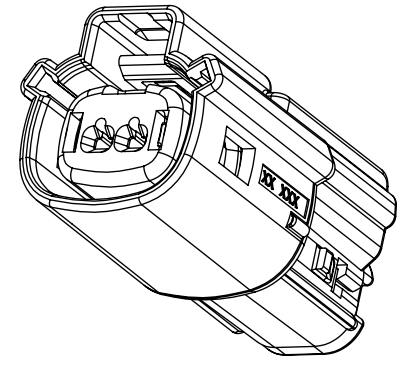
FUNCTIONAL SYMBOLS	THIS DRAWING CONTAINS INFORMATION THAT IS PROPRIETARY TO MOLEX ELECTRONIC TECHNOLOGIES, LLC AND SHOULD NOT BE USED WITHOUT WRITTEN PERMISSION		CURRENT REV DESC:		molex
	FA = 0	DIMENSION UNITS: mm	SCALE: 1.5:1		
DIVISIONAL SYMBOLS	FC = 0	GENERAL TOLERANCES (UNLESS SPECIFIED)		EC NO: 643941	MX150 RCPT SINGLE ROW SEALED ASSY MAT SEAL
	FD = 0	ANGULAR TOL ± 1.0°		DRWN: XLDONG03 2020/08/21	
DIVISIONAL SYMBOLS	4 PLACES	±		CHK'D: JDENG02 2020/08/26	PRODUCT CUSTOMER DRAWING
	3 PLACES	±		APPR: JDENG02 2020/08/26	
	2 PLACES	±	0.1		
	1 PLACE	±	0.2		
0 PLACES	±			INITIAL REVISION: DRWN: APROFFITT 2015/11/04 APPR: KDEKOSHI 2016/06/14	DOCUMENT NUMBER: SD-33471-0001
DRAFT WHERE APPLICABLE MUST REMAIN WITHIN DIMENSIONS		THIRD ANGLE PROJECTION	DRAWING: D-SIZE	SERIES: 33471	MATERIAL NUMBER: SEE NOTE 2a
				CUSTOMER: GENERAL MARKET	REVISION: A1
					SHEET NUMBER: 1 OF 8

SHEET DESCRIPTION

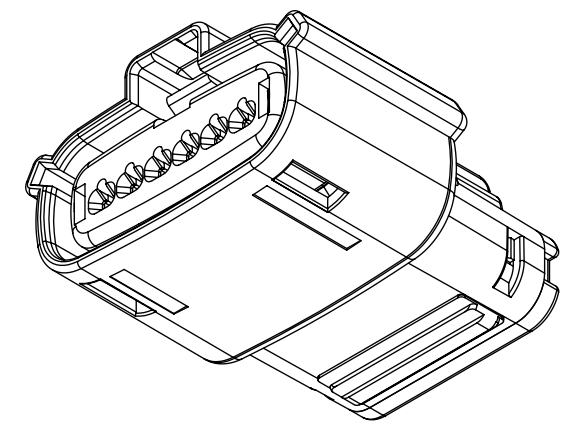
CONFIGURATIONS



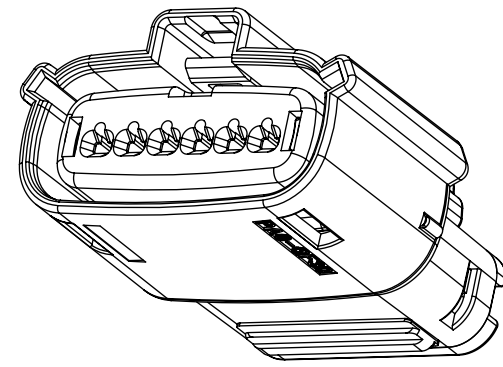
1x2 - STD



1x2 - UL V0*



1x6 - STD



1x6 - UL V0*

*MINOR GEOMETRY DIFFERENCE THAN STANDARD CONFIGURATION
SEE NOTES 1 & 2 FOR MORE INFORMATION

FUNCTIONAL SYMBOLS	THIS DRAWING CONTAINS INFORMATION THAT IS PROPRIETARY TO MOLEX ELECTRONIC TECHNOLOGIES, LLC AND SHOULD NOT BE USED WITHOUT WRITTEN PERMISSION		
	DIMENSION UNITS	SCALE	CURRENT REV DESC:
$\nabla_A = 0$	mm	1.5:1	EC NO: 643941 DRWN: XLDONG03 2020/08/21 CHK'D: JDENG02 2020/08/26 APPR: JDENG02 2020/08/26
$\nabla_C = 0$	GENERAL TOLERANCES (UNLESS SPECIFIED)		
$\nabla_P = 0$	ANGULAR TOL $\pm 1.0^\circ$		
DIVISIONAL SYMBOLS	4 PLACES	\pm	
	3 PLACES	\pm	INITIAL REVISION:
	2 PLACES	± 0.1	DRWN: APROFFITT 2015/11/04
	1 PLACE	± 0.2	APPR: KDEKOSKI 2016/06/14
	0 PLACES	\pm	THIRD ANGLE PROJECTION
DRAFT WHERE APPLICABLE MUST REMAIN WITHIN DIMENSIONS			DRAWING
		D-SIZE	SERIES
		33471	MATERIAL NUMBER
		SEE NOTE 2a	CUSTOMER
		GENERAL MARKET	SHEET NUMBER
		2 OF 8	

molex

MX150 RCPT
SINGLE ROW SEALED ASSY MAT SEAL

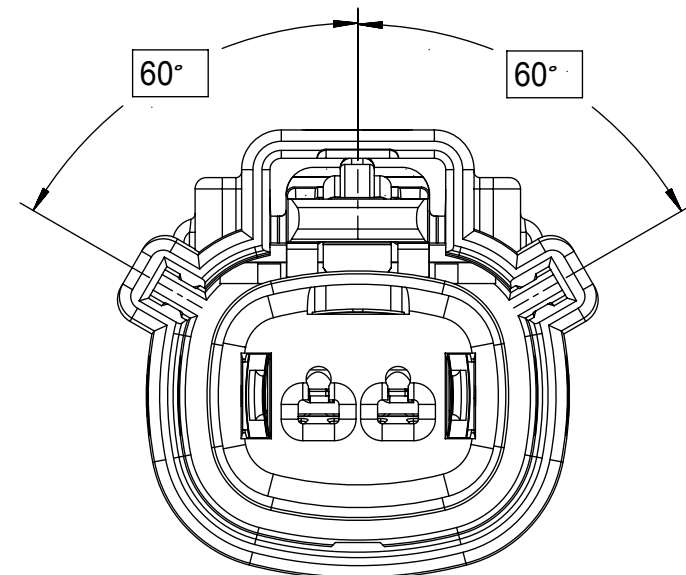
PRODUCT CUSTOMER DRAWING

DOCUMENT NUMBER	DOC TYPE	DOC PART	REVISION
SD-33471-0001	PSD	001	A1

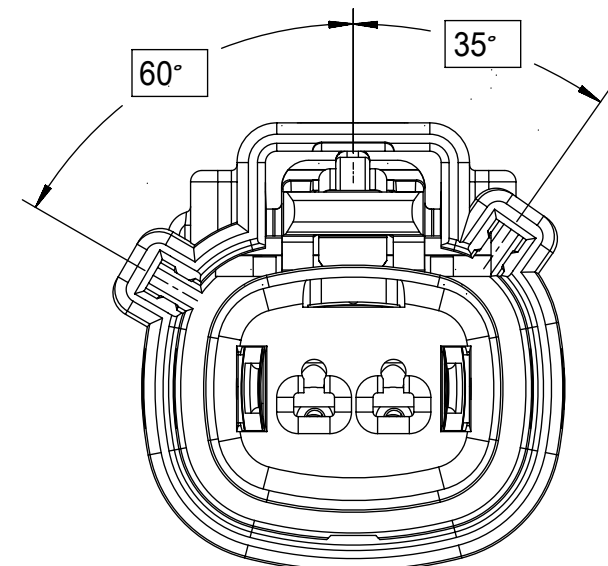
SHEET DESCRIPTION

KEY CONFIGURATIONS

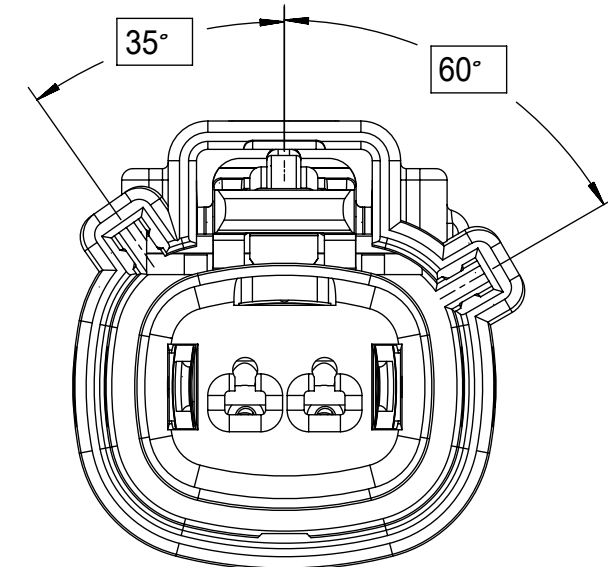
1X2



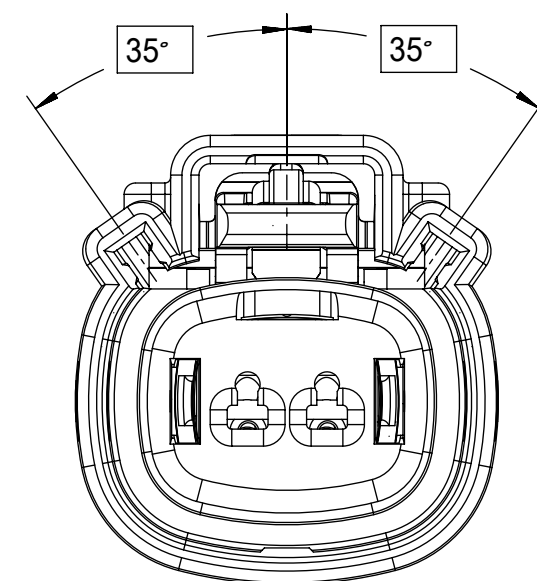
KEY A



KEY B



KEY C



KEY D

FUNCTIONAL SYMBOLS	THIS DRAWING CONTAINS INFORMATION THAT IS PROPRIETARY TO MOLEX ELECTRONIC TECHNOLOGIES, LLC AND SHOULD NOT BE USED WITHOUT WRITTEN PERMISSION		
	DIMENSION UNITS	SCALE	CURRENT REV DESC:
$\nabla_A = 0$	mm	3:1	EC NO: 643941 DRWN: XLDONG03 2020/08/21 CHK'D: JDENG02 2020/08/26 APPR: JDENG02 2020/08/26
$\nabla_C = 0$	GENERAL TOLERANCES (UNLESS SPECIFIED)		
$\nabla_P = 0$	ANGULAR TOL $\pm 1.0^\circ$		
DIVISIONAL SYMBOLS	4 PLACES	\pm	
	3 PLACES	\pm	INITIAL REVISION: DRWN: APROFFITT 2015/11/04 APPR: KDEKOSKI 2016/06/14
	2 PLACES	± 0.1	DOCUMENT NUMBER: SD-33471-0001 DOC TYPE: PSD DOC PART: 001 REVISION: A1
	1 PLACE	± 0.2	
	0 PLACES	\pm	MATERIAL NUMBER: SEE NOTE 2a CUSTOMER: GENERAL MARKET SHEET NUMBER: 3 OF 8
	DRAFT WHERE APPLICABLE MUST REMAIN WITHIN DIMENSIONS		
	THIRD ANGLE PROJECTION	DRAWING: D-SIZE	SERIES: 33471

molex

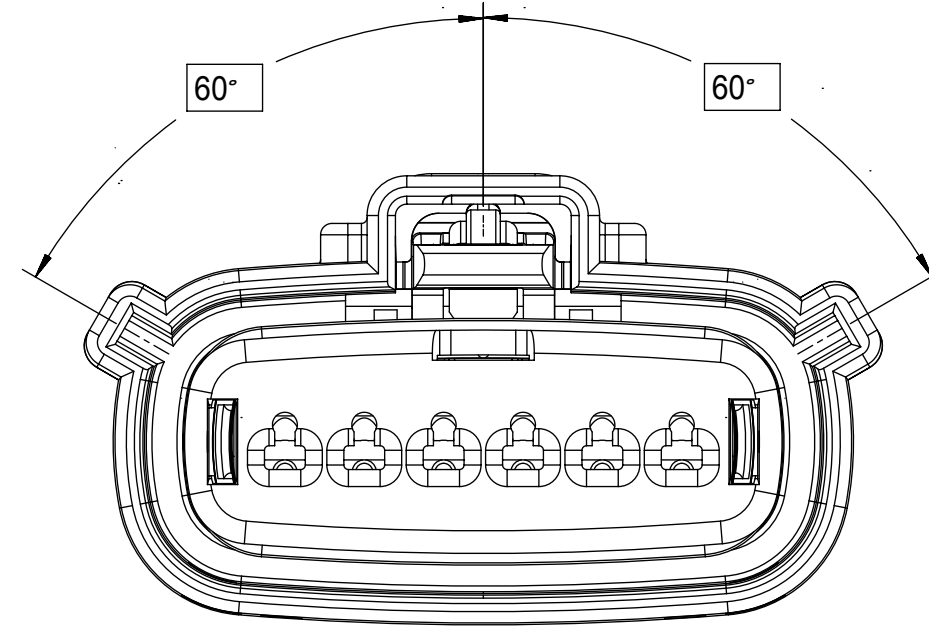
MX150 RCPT
SINGLE ROW SEALED ASSY MAT SEAL

PRODUCT CUSTOMER DRAWING

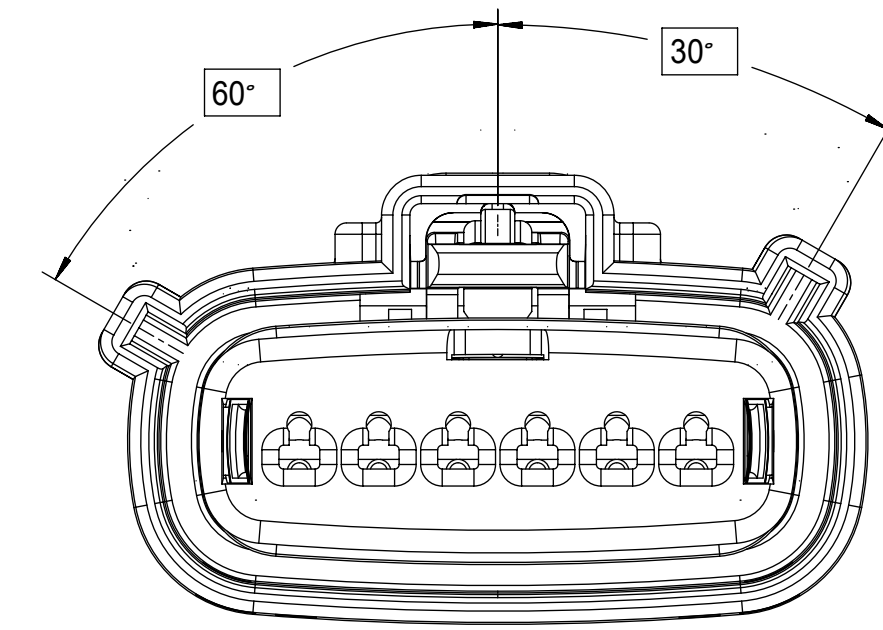
SHEET DESCRIPTION

KEY CONFIGURATIONS CONT.

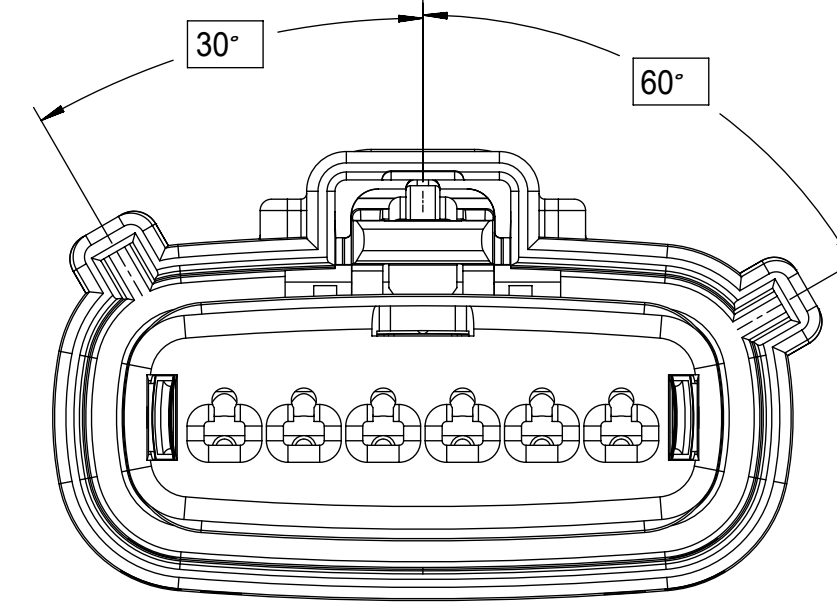
1X6



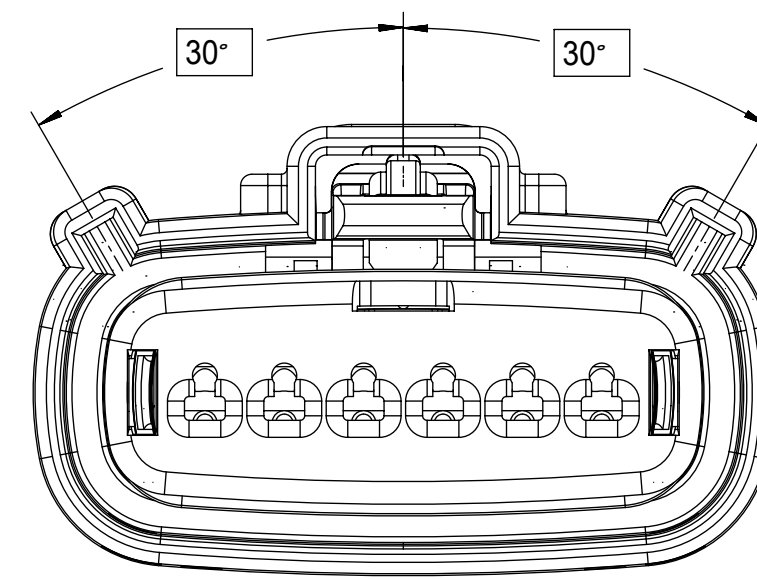
KEY A



KEY B



KEY C



KEY D

FUNCTIONAL SYMBOLS $F_A = 0$ $F_C = 0$ $F_P = 0$	THIS DRAWING CONTAINS INFORMATION THAT IS PROPRIETARY TO MOLEX ELECTRONIC TECHNOLOGIES, LLC AND SHOULD NOT BE USED WITHOUT WRITTEN PERMISSION		CURRENT REV DESC:	
	DIMENSION UNITS mm	SCALE 3:1	EC NO: 643941 DRWN: XLDONG03 2020/08/21 CHK'D: JDENG02 2020/08/26 APPR: JDENG02 2020/08/26	
GENERAL TOLERANCES (UNLESS SPECIFIED)		INITIAL REVISION: DRWN: APROFFITT 2015/11/04 APPR: KDEKOSKI 2016/06/14		DOCUMENT NUMBER SD-33471-0001
ANGULAR TOL $\pm 1.0^\circ$		4 PLACES \pm 3 PLACES \pm 2 PLACES ± 0.1 1 PLACE ± 0.2 0 PLACES \pm		DOC TYPE DOC PART REVISION PSD 001 A1
DRAFT WHERE APPLICABLE MUST REMAIN WITHIN DIMENSIONS		THIRD ANGLE PROJECTION 	DRAWING D-SIZE	MATERIAL NUMBER SEE NOTE 2a
		SERIES 33471	CUSTOMER GENERAL MARKET	SHEET NUMBER 4 OF 8

molex

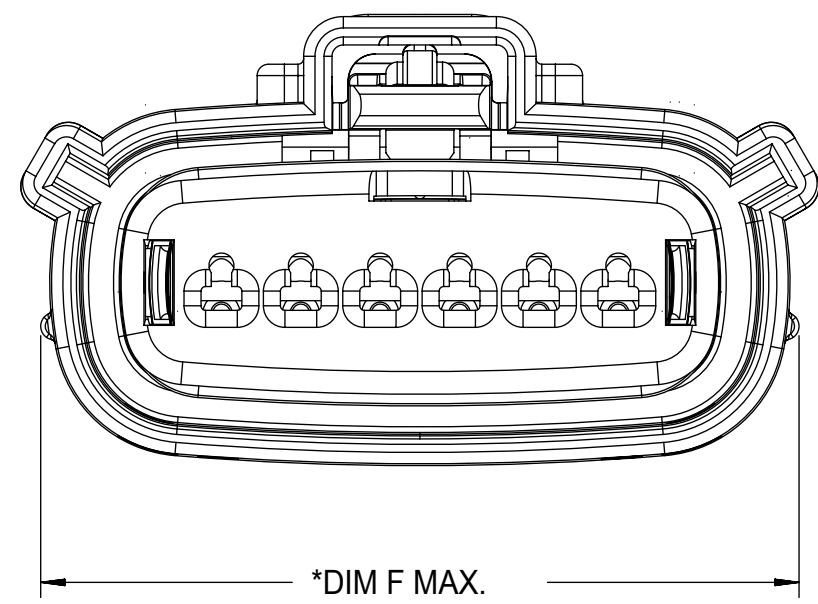
MX150 RCPT
SINGLE ROW SEALED ASSY MAT SEAL

PRODUCT CUSTOMER DRAWING

SHEET DESCRIPTION

RECEPTACLE CONNECTOR ASSEMBLY - STD

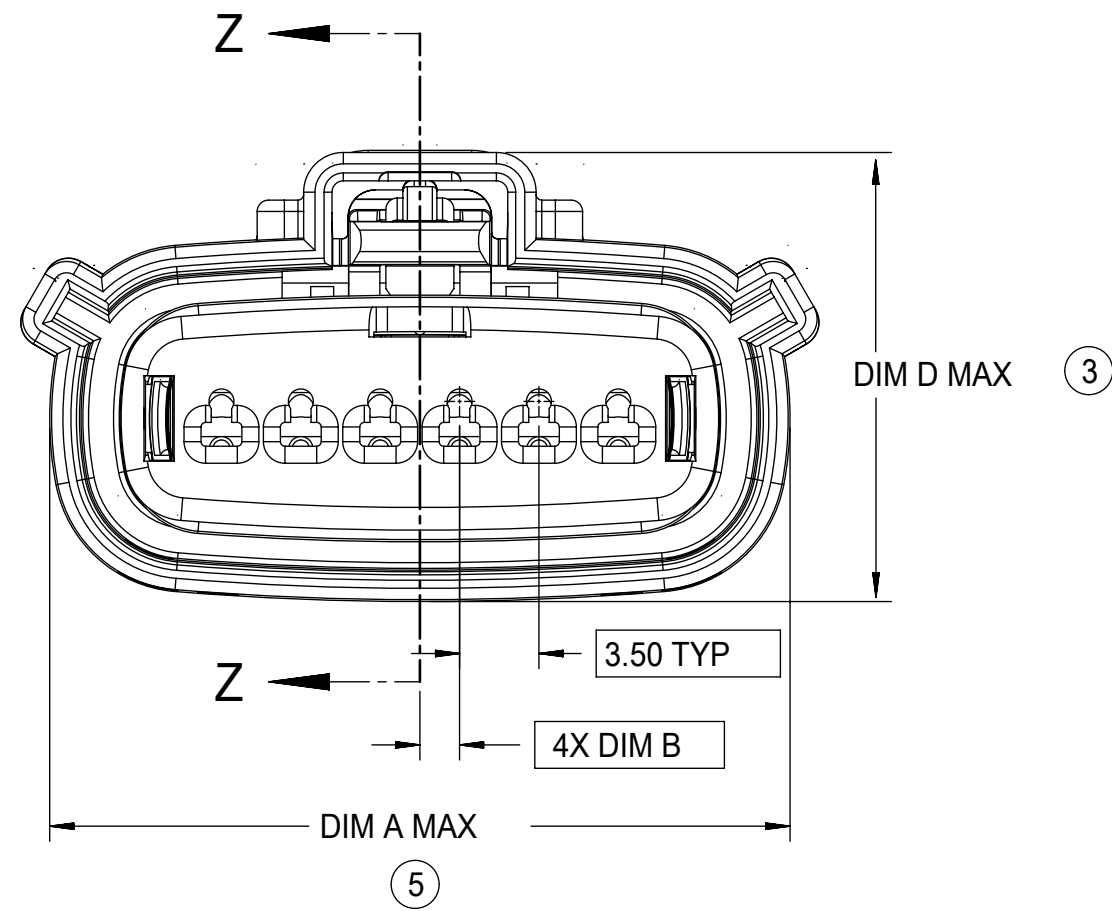
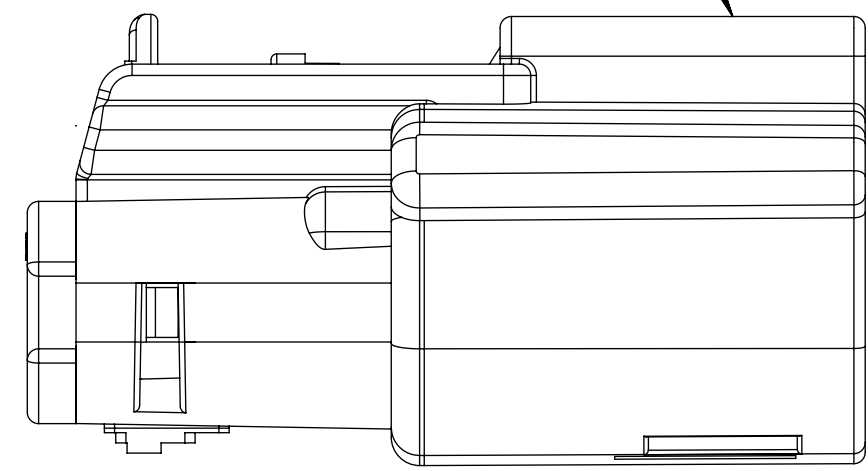
DESCRIPTION	DIMENSIONS					
	A	B	C	D	E	F
1X2	19.40	1.75	21.73	20.55	37.65	19.64
1X6	32.75	1.75	35.21	19.90	37.65	N/A
1X6 UL V0	N/A	1.75	35.23	19.90	37.65	33.64



*DIM F MAX.
*APPLIE TO UL V0 CONFIGURATIONS ONLY

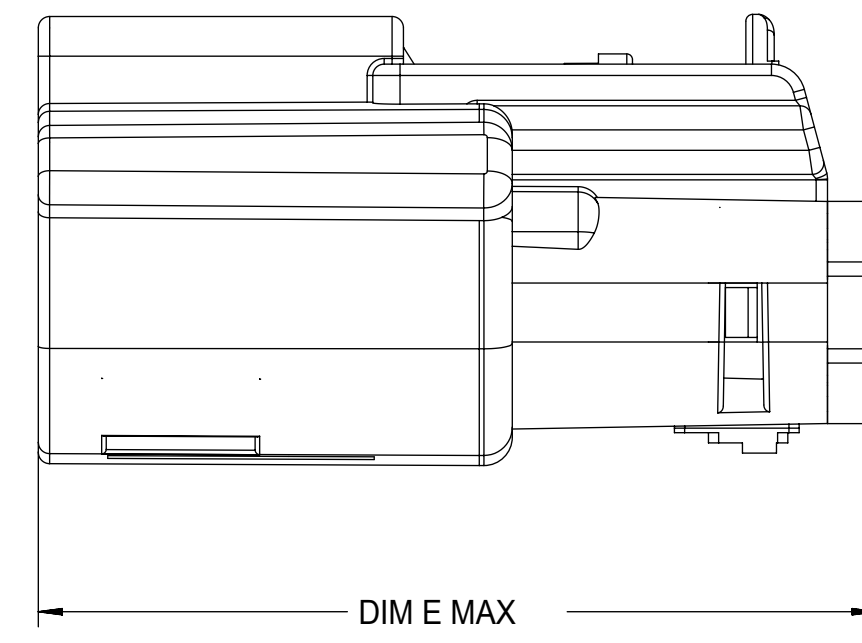
①

LASER MARKING ON THIS SURFACE
SEE NOTE 3g.



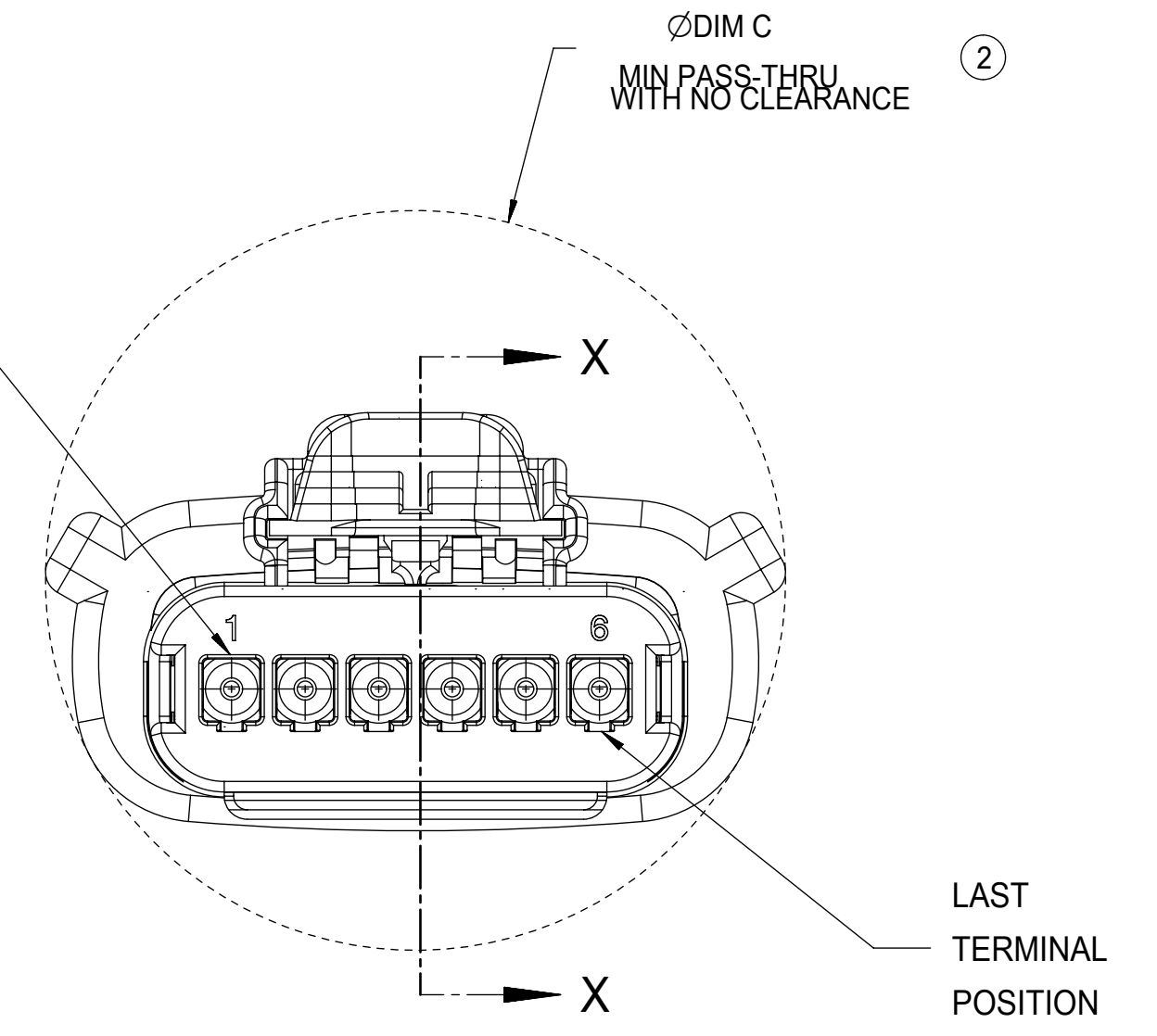
③

⑤



①

TERMINAL
POSITION 1



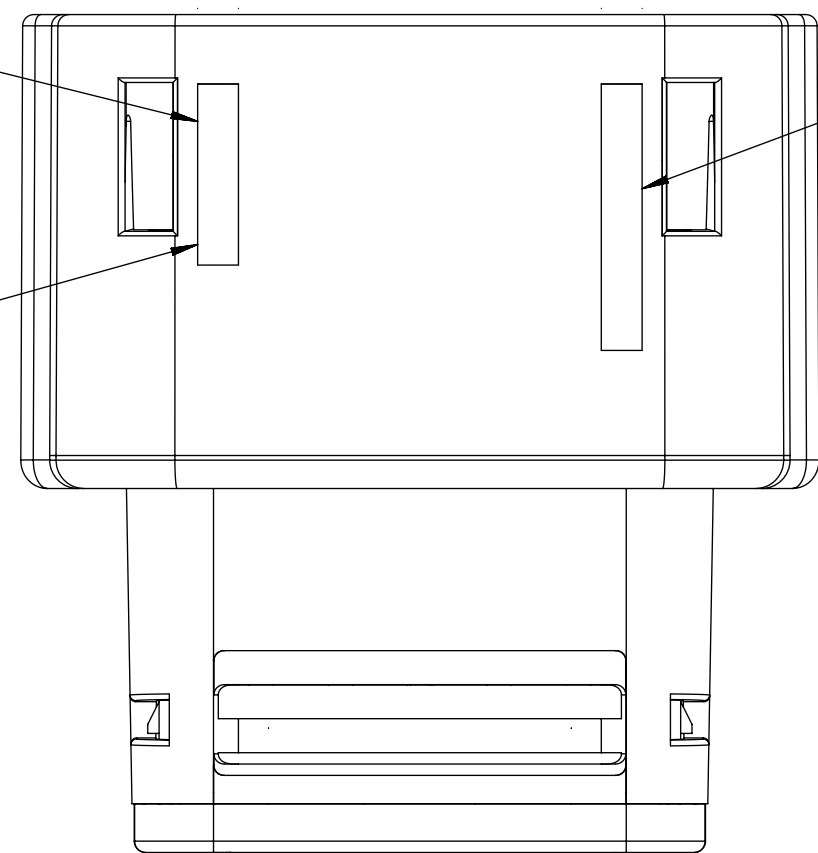
LAST
TERMINAL
POSITION

REAR VIEW
(WIRE HARNESS SIDE)

MOLD CAVITY I.D.
THIS LOCATION

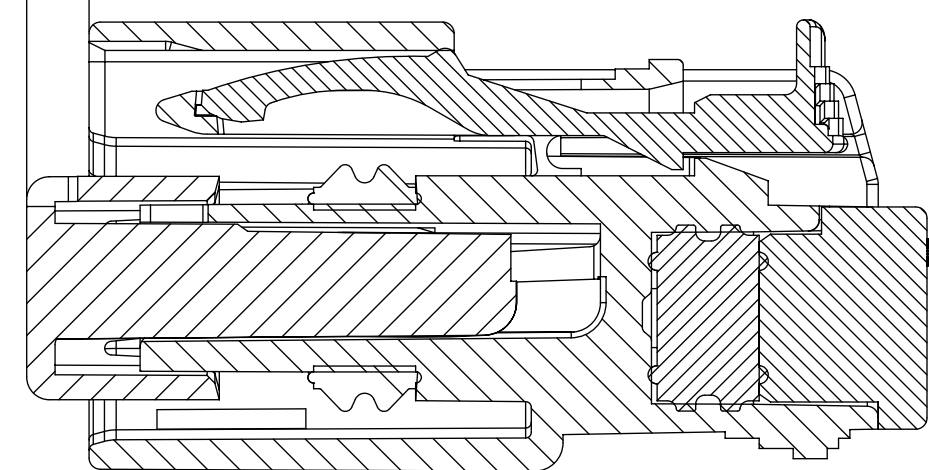
RECYCLE CODE
THIS LOCATION

MANUFACTURING LOCATION
CODE THIS LOCATION



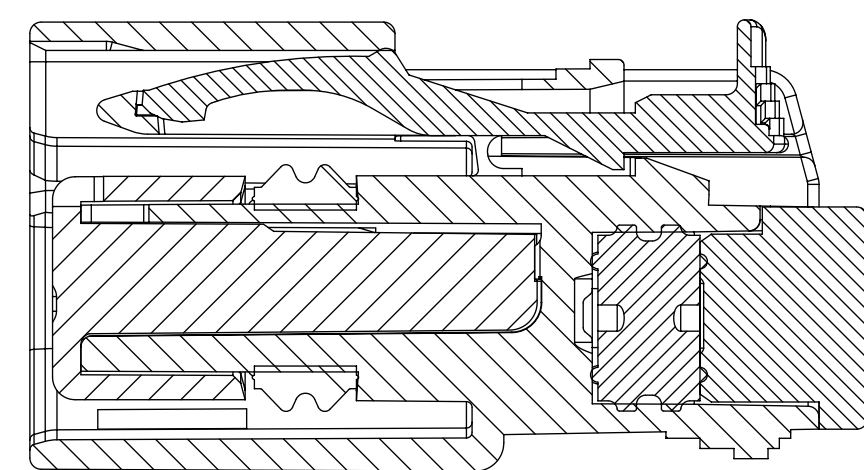
2.75±0.50

⑥



PRIMARY LOCK REINFORCEMENT (PLR) SHOWN
IN PRE-STAGED POSITION

SECTION Z-Z



PRIMARY LOCK REINFORCEMENT (PLR) SHOWN
IN FINAL-LOCK POSITION

SECTION X-X

FUNCTIONAL SYMBOLS	THIS DRAWING CONTAINS INFORMATION THAT IS PROPRIETARY TO MOLEX ELECTRONIC TECHNOLOGIES, LLC AND SHOULD NOT BE USED WITHOUT WRITTEN PERMISSION		
	DIMENSION UNITS	SCALE	CURRENT REV DESC:
FA = 0	mm	3:1	
DIVISIONAL SYMBOLS	GENERAL TOLERANCES (UNLESS SPECIFIED)		
	ANGULAR TOL	± 1.0°	
	4 PLACES	±	EC NO: 643941
	3 PLACES	±	DRWN: XLDONG03 2020/08/21
	2 PLACES	± 0.1	CHK'D: JDENG02 2020/08/26
	1 PLACE	± 0.2	APPR: JDENG02 2020/08/26
	0 PLACES	±	INITIAL REVISION:
			DRWN: APROFFITT 2015/11/04
			APPR: KDEKOSKI 2016/06/14
DRAFT WHERE APPLICABLE MUST REMAIN WITHIN DIMENSIONS	THIRD ANGLE PROJECTION	DRAWING	SERIES
		D-SIZE	33471
		MATERIAL NUMBER	CUSTOMER
		SEE NOTE 2a	GENERAL MARKET
		DOCUMENT NUMBER	DOC TYPE DOC PART REVISION
		SD-33471-0001	PSD 001 A1
			SHEET NUMBER
			5 OF 8

molex

MX150 RCPT
SINGLE ROW SEALED ASSY MAT SEAL

PRODUCT CUSTOMER DRAWING

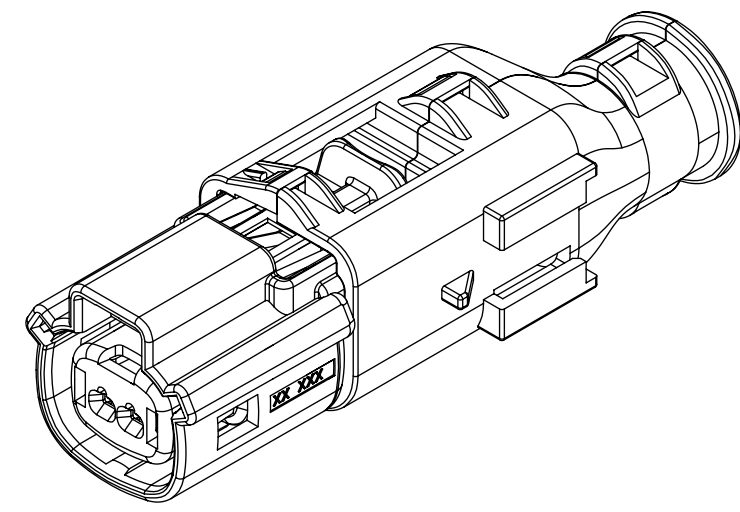
SHEET DESCRIPTION

BACKSHELL NOTES

BACKSHELL NOTES: VALID UNLESS OTHERWISE SPECIFIED

1. GENERAL:

- a. APPLICATION SPECIFICATION SEE: AS-34951-001
 - DESIGNED TO MATE WITH RECEPTACLE SEALED ASSEMBLY SPECIFIED IN MOLEX DRAWING SD-33471-0001.
 - SYSTEM TO BE USED WITH WIRE WITHIN DIAMETER RANGE OF 1.2mm TO 2.69mm.
 - COMPONENTS ARE OPTIONAL AND MUST BE PURCHASED SEPERATELY.
 - BACKSHELL DESIGN IS OWNED BY SCHLEMMER.
 - FOR ADDITIONAL INFORMATION SEE THE BACKSHELL COMPONENT DRAWING SD-34949-0001.



1X2

BACKSHELL CUSTOMER MODEL NUMBER LEGEND

34949-XXXX

CUSTOMER MODEL COMPONENTS

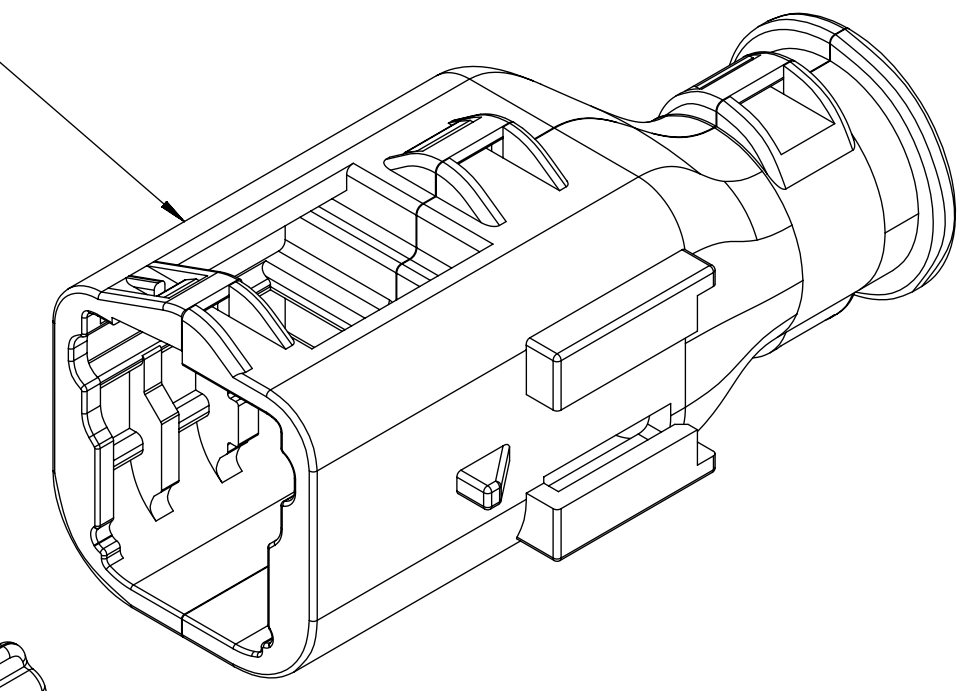
- 0 - BACKSHELL ONLY
- 1 - BACKSHELL & MX150 HOUSING KEY A ASSEMBLY
- 2 - BACKSHELL & MX150 HOUSING KEY B ASSEMBLY
- 3 - BACKSHELL & MX150 HOUSING KEY C ASSEMBLY
- 4 - BACKSHELL & MX150 HOUSING KEY D ASSEMBLY

BACKSHELL FEATURES

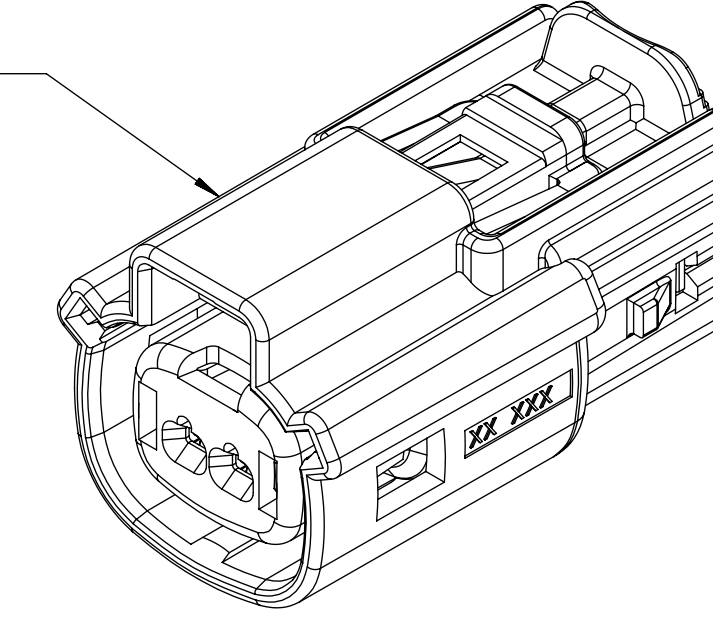
- 1 - WITH RIBS
- 2 - WITHOUT RIBS

MX150 CIRCUIT SIZE 02, 03, 04, 05, 06

BACKSHELL (BKS)



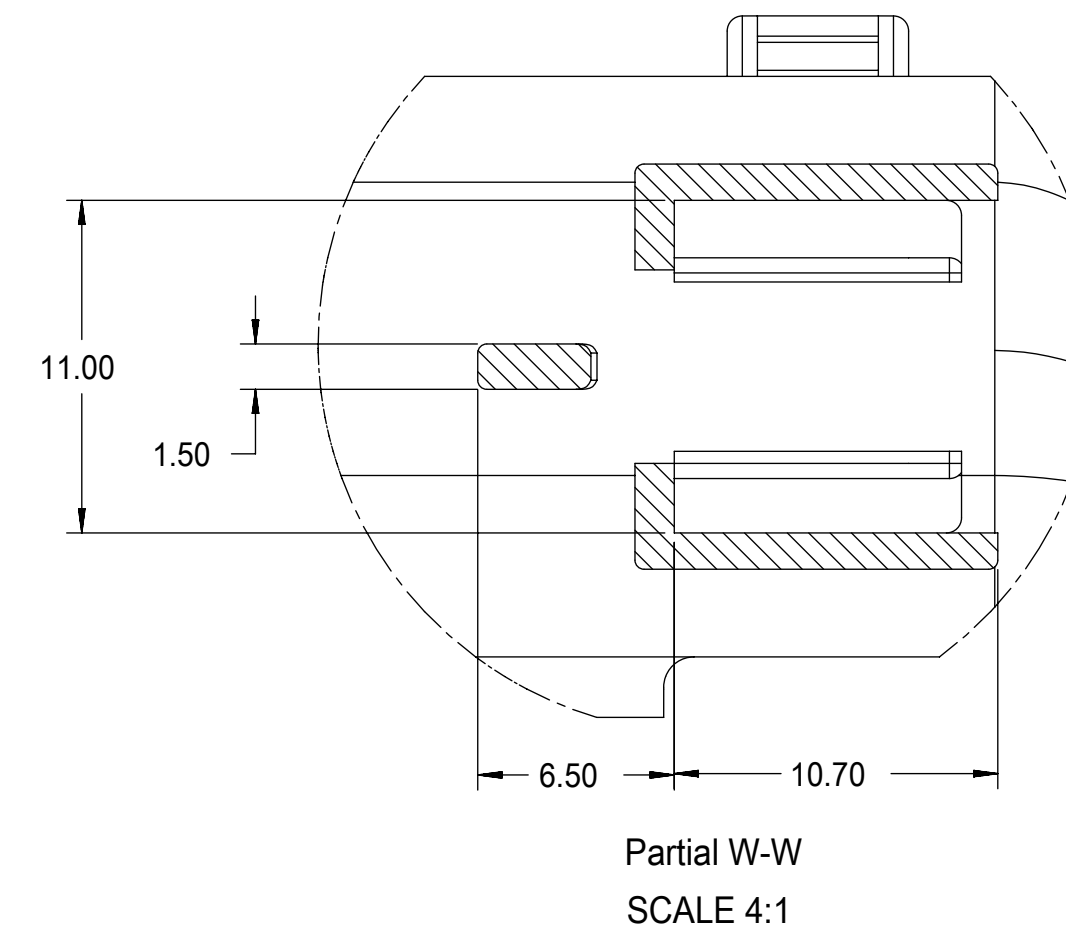
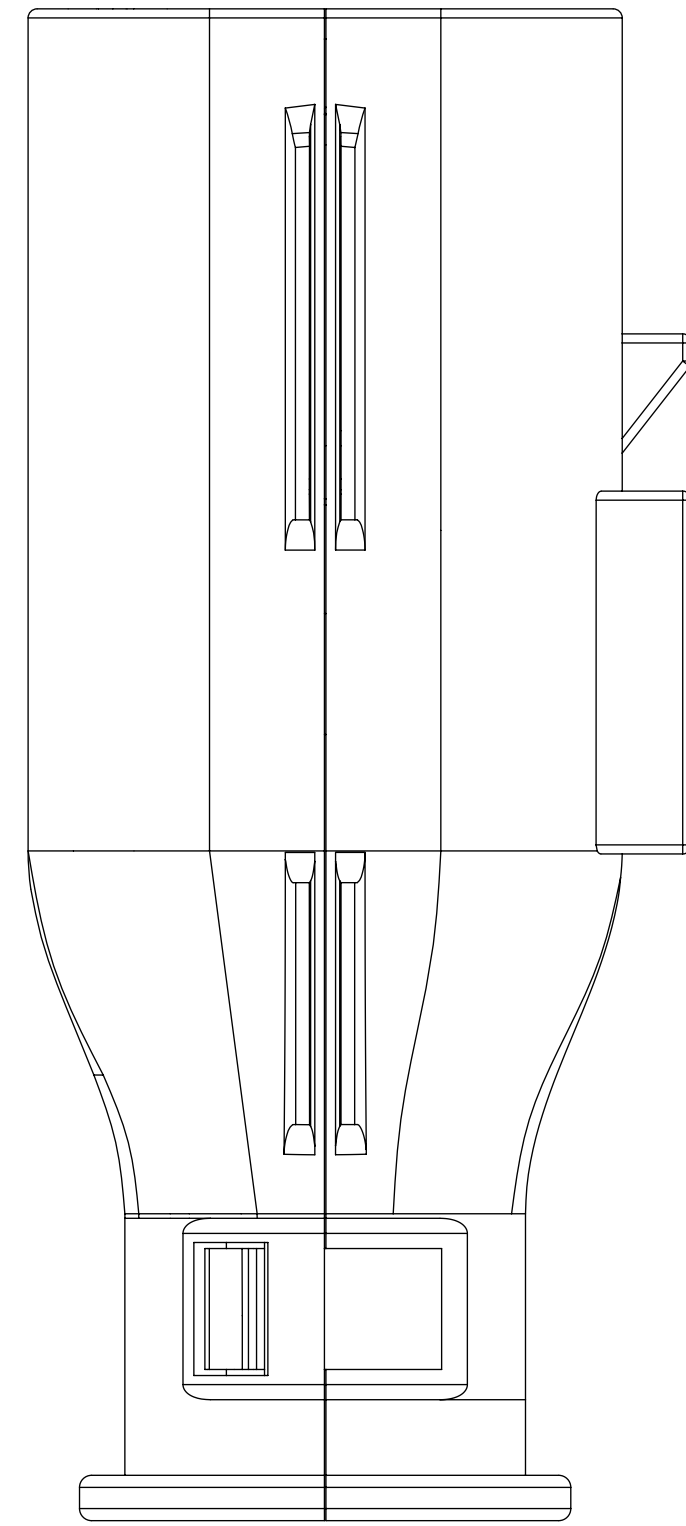
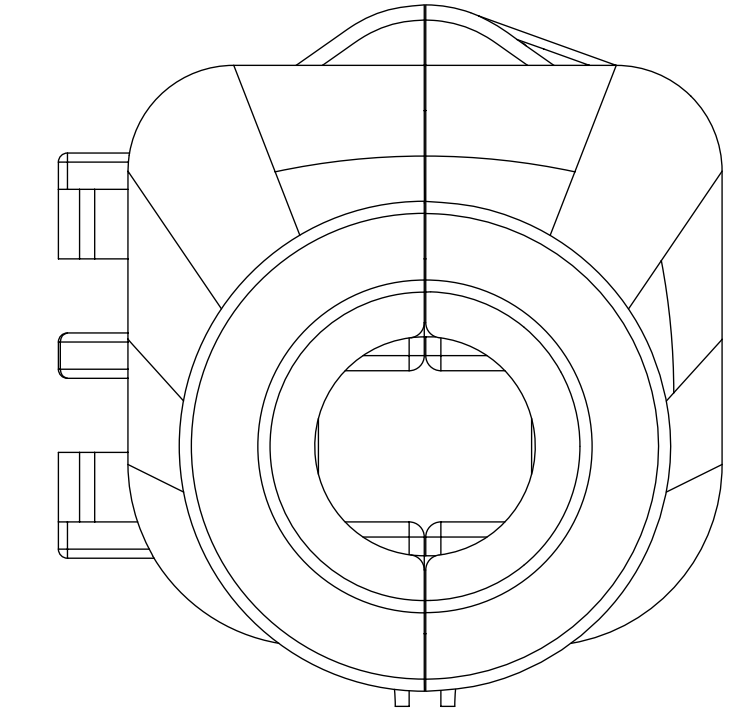
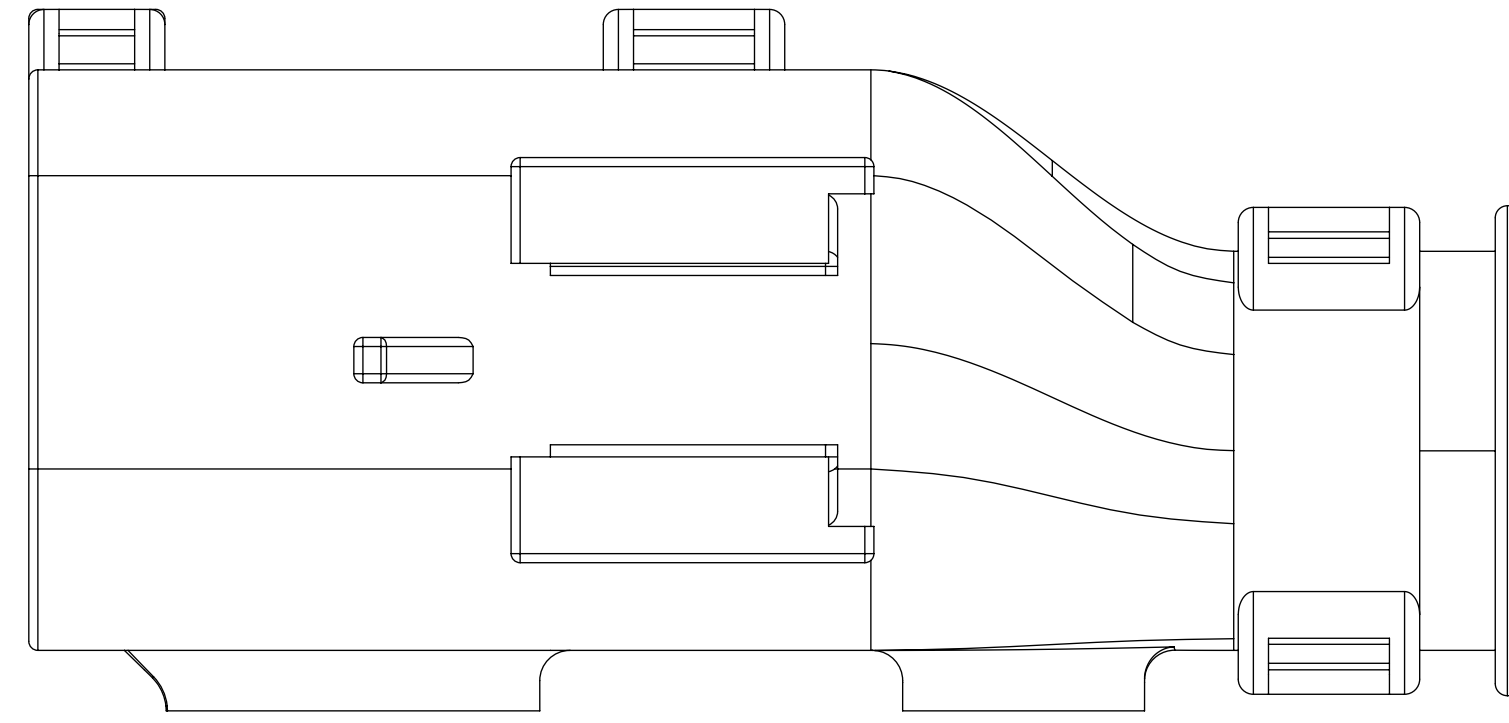
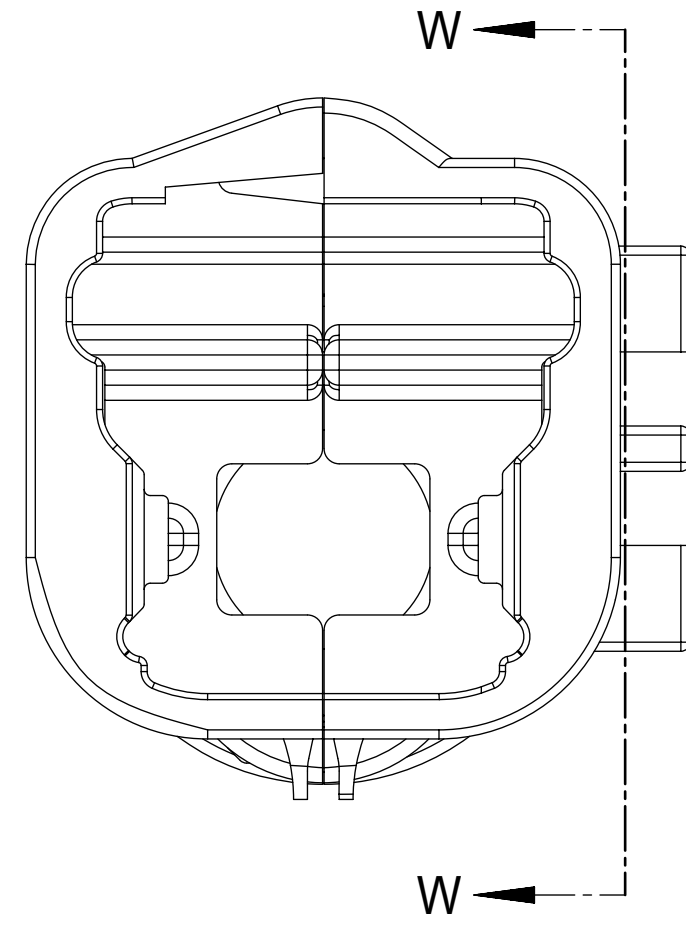
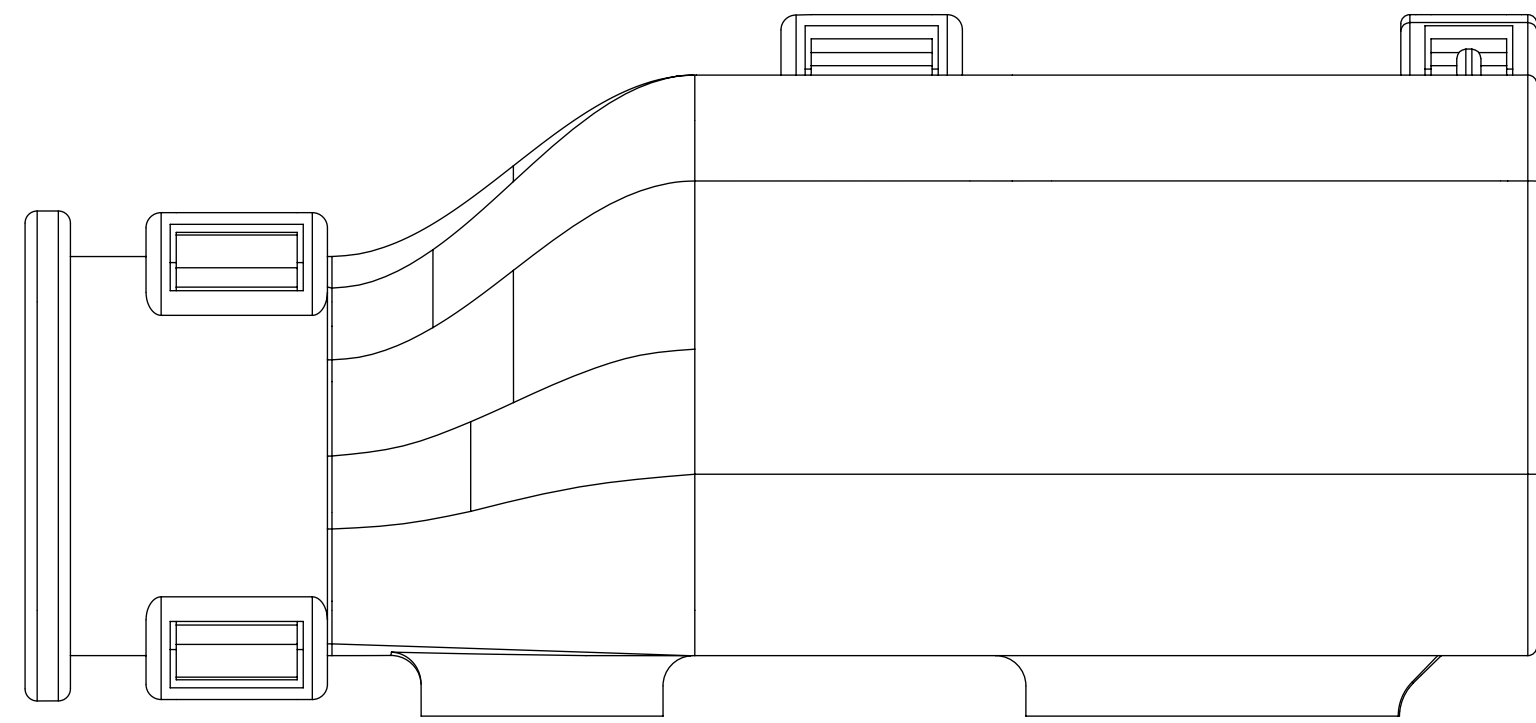
RECEPTACLE SEALED ASSEMBLY



FUNCTIONAL SYMBOLS	THIS DRAWING CONTAINS INFORMATION THAT IS PROPRIETARY TO MOLEX ELECTRONIC TECHNOLOGIES, LLC AND SHOULD NOT BE USED WITHOUT WRITTEN PERMISSION		
	DIMENSION UNITS	SCALE	CURRENT REV DESC:
$\nabla_A = 0$	mm	4:1	EC NO: 643941 DRWN: XLDONG03 2020/08/21 CHK'D: JDENG02 2020/08/26 APPR: JDENG02 2020/08/26
$\nabla_C = 0$	GENERAL TOLERANCES (UNLESS SPECIFIED)		
$\nabla_P = 0$	ANGULAR TOL	$\pm 1.0^\circ$	INITIAL REVISION: DRWN: APROFFITT 2015/11/04 APPR: KDEKOSKI 2016/06/14
DIVISIONAL SYMBOLS	4 PLACES	\pm	
	3 PLACES	\pm	DOCUMENT NUMBER SD-33471-0001
	2 PLACES	± 0.1	
	1 PLACE	± 0.2	DOC TYPE PSD
	0 PLACES	\pm	DOC PART 001
DRAFT WHERE APPLICABLE MUST REMAIN WITHIN DIMENSIONS	THIRD ANGLE PROJECTION	DRAWING D-SIZE	REVISION A1
		SERIES 33471	MATERIAL NUMBER SEE NOTE 2a
		CUSTOMER GENERAL MARKET	SHEET NUMBER 6 OF 8

SHEET DESCRIPTION

BACKSHELL



FUNCTIONAL SYMBOLS $\nabla_A = 0$ $\nabla_C = 0$ $\nabla_P = 0$	THIS DRAWING CONTAINS INFORMATION THAT IS PROPRIETARY TO MOLEX ELECTRONIC TECHNOLOGIES, LLC AND SHOULD NOT BE USED WITHOUT WRITTEN PERMISSION		CURRENT REV DESC:						
	DIMENSION UNITS mm	SCALE 4:1	EC NO: 643941 DRWN: XLDONG03 2020/08/21 CHK'D: JDENG02 2020/08/26 APPR: JDENG02 2020/08/26					MX150 RCPT SINGLE ROW SEALED ASSY MAT SEAL	
	GENERAL TOLERANCES (UNLESS SPECIFIED)		INITIAL REVISION: DRWN: APROFFITT 2015/11/04 APPR: KDEKOSKI 2016/06/14		DOCUMENT NUMBER SD-33471-0001	DOC TYPE PSD	DOC PART 001	REVISION A1	
	ANGULAR TOL $\pm 1.0^\circ$		DRAFT WHERE APPLICABLE MUST REMAIN WITHIN DIMENSIONS		THIRD ANGLE PROJECTION 	DRAWING D-SIZE	SERIES 33471	MATERIAL NUMBER SEE NOTE 2a	CUSTOMER GENERAL MARKET

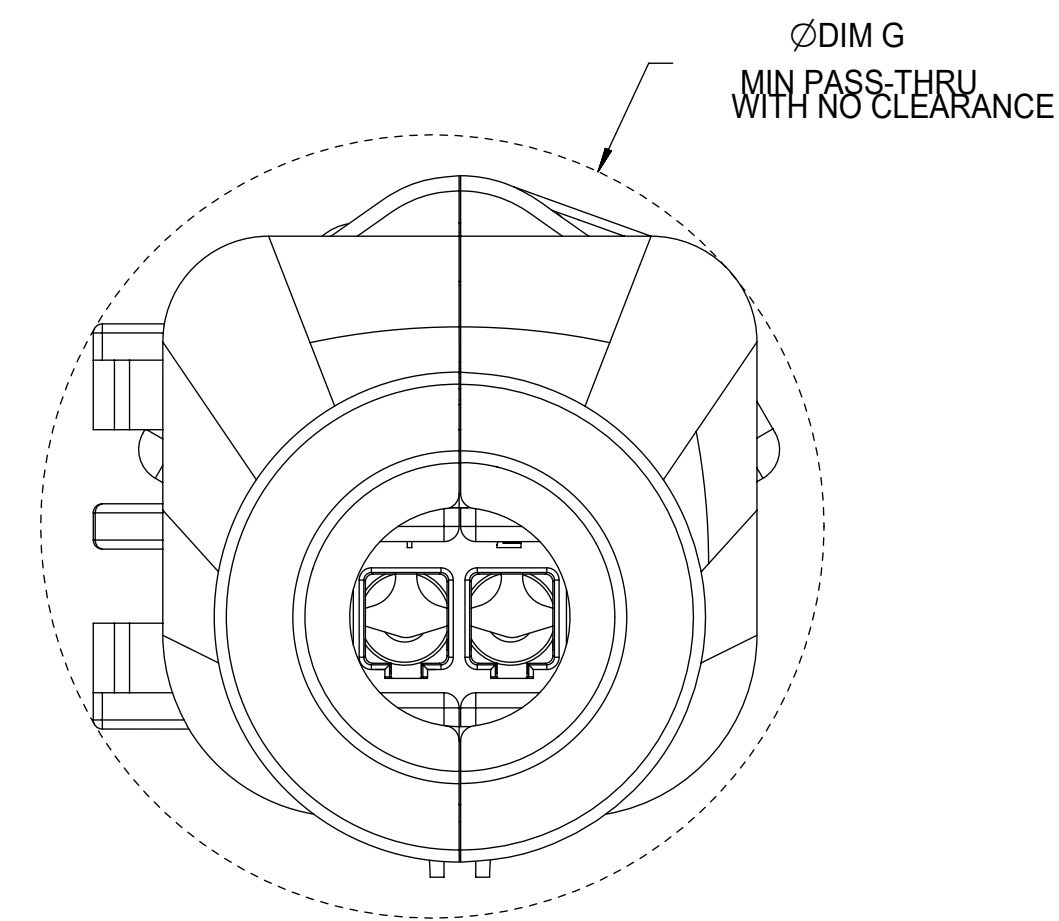
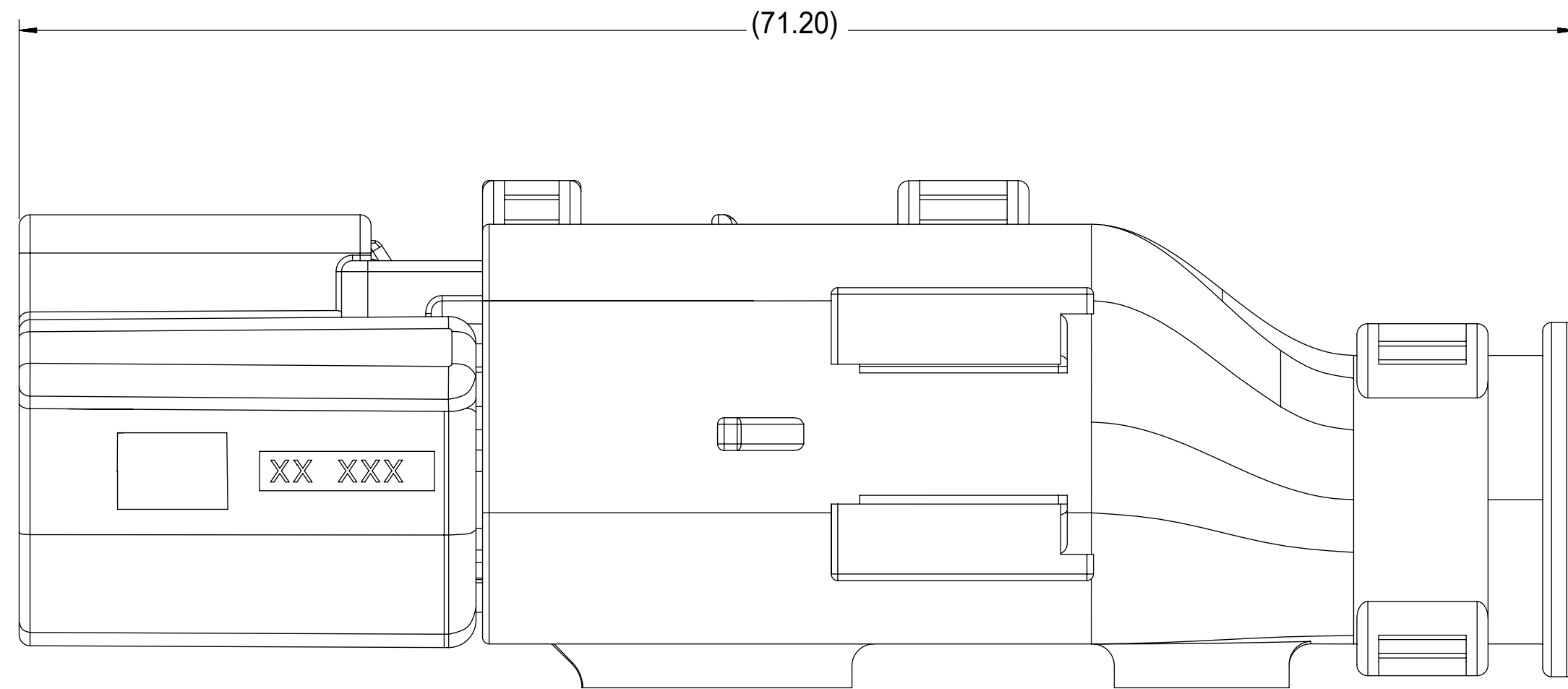
DOCUMENT STATUS	P1	RELEASE DATE	2020/08/26	07:23:52
-----------------	----	--------------	------------	----------

SHEET DESCRIPTION

BACKSHELL CONFIGURATIONS

CHARTED DIMENSIONS

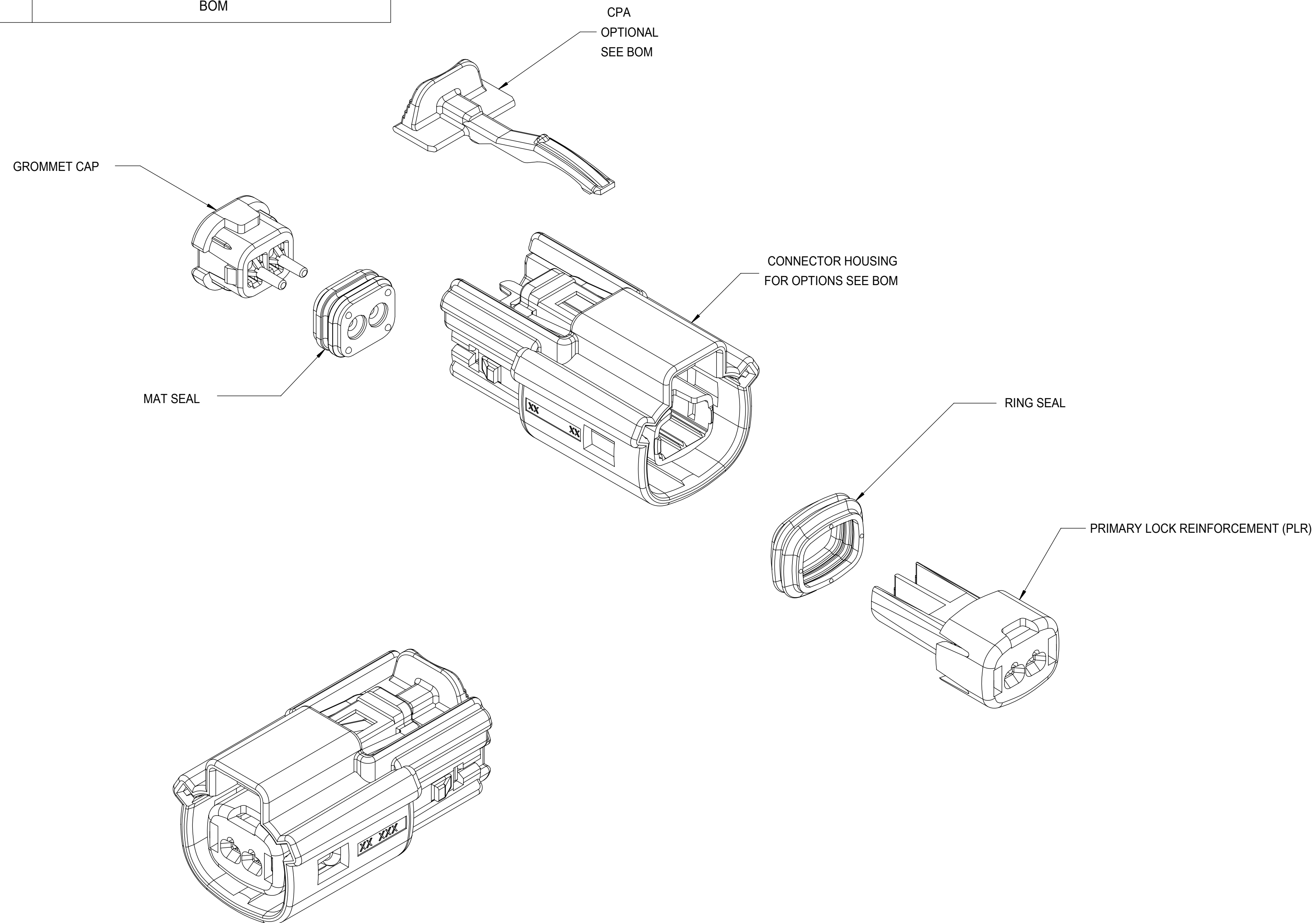
DESCRIPTION	DIMENSIONS
	G
1X2	



RECEPTACLE SEALED ASSEMBLY WITH RECEPTACLE BACKSHELL

FUNCTIONAL SYMBOLS FA = 0 FC = 0 FD = 0	THIS DRAWING CONTAINS INFORMATION THAT IS PROPRIETARY TO MOLEX ELECTRONIC TECHNOLOGIES, LLC AND SHOULD NOT BE USED WITHOUT WRITTEN PERMISSION		CURRENT REV DESC:		molex		
	DIMENSION UNITS mm	SCALE 4:1					
DIVISIONAL SYMBOLS	GENERAL TOLERANCES (UNLESS SPECIFIED)		EC NO: 643941		MX150 RCPT SINGLE ROW SEALED ASSY MAT SEAL		
	ANGULAR TOL ± 1.0°		DRWN: XLDONG03 2020/08/21				
	4 PLACES ±	CHK'D: JDENG02 2020/08/26		PRODUCT CUSTOMER DRAWING			
	3 PLACES ±	APPR: JDENG02 2020/08/26					
	2 PLACES ± 0.1	INITIAL REVISION:					
1 PLACE ± 0.2	DRWN: APROFFITT 2015/11/04		DOCUMENT NUMBER	DOC TYPE	DOC PART	REVISION	
0 PLACES ±	APPR: KDEKOSKI 2016/06/14		SD-33471-0001	PSD	001	A1	
DRAFT WHERE APPLICABLE MUST REMAIN WITHIN DIMENSIONS		THIRD ANGLE PROJECTION	DRAWING D-SIZE	SERIES 33471	MATERIAL NUMBER SEE NOTE 2a	CUSTOMER GENERAL MARKET	SHEET NUMBER 8 OF 8

TABLE OF CONTENTS	
SHEET NO.	SHEET DESCRIPTION
1	NOTES
2	KEY CONFIGURATIONS
3	RECEPTACLE SEALED ASSEMBLY
4	BACKSHELL NOTES
5	BACKSHELL
6	BACKSHELL CONFIGURATIONS
7	BOM



NOTES: VALID UNLESS OTHERWISE SPECIFIED

1. GENERAL:
 - a. APPLICATION SPECIFICATION SEE: AS-33472-100
 - CONTAINS: PRODUCT INTRODUCTION, PRODUCT SUMMARY, CONNECTOR ASSEMBLY, PACKAGING INFORMATION, CONNECTOR MATING, SERVICE INSTRUCTIONS, ELECTRICAL CONTINUITY CHECKING, CRIMPING, AND TROUBLESHOOTING.
 - DESIGNED TO MATE WITH DEVICE CONNECTION AS SPECIFIED IN DRAWING EWCAP 150-S-002-1-Z05, AVAILABLE AT <http://ewcap.uscarteams.org>.
 - DESIGNED TO MATE WITH BLADE SEALED ASSEMBLY AS SPECIFIED IN DRAWING SD-33481-021
 - FOR 1.5mm RECEPTACLE TERMINALS TO BE USED WITH THIS ASSEMBLY. SEE MOLEX DRAWING SD-33012-002.
 - SYSTEM TO BE USED WITH WIRE WITHIN DIAMETER RANGE OF 1.2 mm TO 2.69 mm.
 - ASSEMBLY SHIPPED WITH PLR AND CPA IN PRE-LOCK POSITION (SEE SECTION Z-Z PRE-LOCK).
 - IN THE EVENT THAT THE PLR IS FOUND IN THE SEATED (FINAL LOCK) POSITION, REFER TO MOLEX SPECIFICATION PS-34646-001, AVAILABLE AT www.molex.com <http://www.molex.com>.
 - ASSEMBLY CONFORMS TO SAE/USCAR-2 REV.4 WITH THE FOLLOWING EXCEPTIONS: ENGAGEMENT FORCE TO MOVE CPA FROM PRE-LOCK TO FINAL LOCK POSITION WHEN UNMATED: 40N MIN. DISENGAGEMENT FORCE TO MOVE CPA FROM FINAL LOCK TO PRE-LOCK POSITION: 3N MIN, 40N MAX. TERMINAL INSERTION FORCE FOR WIRE DIAMETER ABOVE 2.5mm NOT EXCEEDING 2.69mm SHALL NOT EXCEED 40 NEWTONS.
 - b. PRODUCT SPECIFICATION SEE: PS-33471-000
 - CONTAINS: PRODUCT INTRODUCTION, PRODUCT SUMMARY, RATINGS (CURRENT, TEMPERATURE, SEALING, AND FLAMMABILITY), AND PRODUCT VALIDATION.
 - c. PACKAGING SPECIFICATION PER MOLEX DRAWING: PK-31300-635
 - d. PARTS MUST BE IN COMPLIANCE TO MOLEX CHEMICAL SUBSTANCES FOR PRODUCTS AND PACKAGING SPECIFICATION: ES-40000-5016
 - e. DATA MUST BE SUBMITTED UNDER THE MOLEX PART NUMBER TO IMDS (COMPANY ID#13255)
2. DESIGN - MATERIALS:
 - a. SEE BOM TABLE
3. DESIGN - GEOMETRY:
 - a. THIS IS A 100% CAD GENERATED PART. THE CAD MATHEMATICAL DATA IS THE MASTER FOR THIS PART. FOR DIMENSIONAL OR ANY INFORMATION NOT SHOWN ON THIS DRAWING, ANALYZE THE CAD MODEL.
 - b. GEOMETRIC DIMENSIONS AND TOLERANCES PER ASME Y14.5M - 1994
 - c. EDGES AND UNDIMENSIONED DETAILS PER ISO13715
 - d. CORNERS SHOWN AS SHARP TO BE R 0.2 MAX.
 - e. LETTERING SHALL BE 0.15 MAX RAISED IN 0.25 MAX RECESS PAD. THIS INCLUDES RECYCLING CODE, CAVITY ID, VENDOR IDENTIFICATION, AND CUSTOMER MATERIAL NUMBER.
 - f. VISUAL DEFECTS SHALL MEET COSMETIC STANDARD PS-45499-002 (Class B)
 - g. LASER MARKING: TBD

INSPECTION NUMBER LOG
 LAST NUMBER USED: 5
 ADDED:
 REMOVED:

C12	UPDATED THE DRAWING FRAME
C11	ADD NEW P/N 33471-0224
C10	ADD NEW P/N 33471-0223
C9	UPDATED VIEWSET & NOTES
C8	RENAMED BACKSHELLS
C7	UPDATED CONFIGURATIONS SHEET 3
C6	UPDATED PACKAGING SPECIFICATION
C5	UPDATED GROMMET CAP CALLOUT
C4	REDRAWN, ADDED BACKSHELL
REV	DESCRIPTION

FUNCTIONAL SYMBOLS	THIS DRAWING CONTAINS INFORMATION THAT IS PROPRIETARY TO MOLEX ELECTRONIC TECHNOLOGIES, LLC AND SHOULD NOT BE USED WITHOUT WRITTEN PERMISSION		CURRENT REV DESC:	
$\frac{F}{A} = 0$	DIMENSION UNITS	SCALE		
	mm	3:1		
$\frac{F}{C} = 0$	GENERAL TOLERANCES (UNLESS SPECIFIED)			
$\frac{F}{D} = 0$	ANGULAR TOL $\pm 3.0^\circ$			
	4 PLACES	\pm		
	3 PLACES	\pm		
	2 PLACES	± 0.1		
	1 PLACE	± 0.2		
	0 PLACES	\pm		
	DRAFT WHERE APPLICABLE MUST REMAIN WITHIN DIMENSIONS		THIRD ANGLE PROJECTION	DRAWING
				D-SIZE
			SERIES	33471
			MATERIAL NUMBER	SEE BOM
			CUSTOMER	GENERAL MARKET
			SHEET NUMBER	1 OF 7

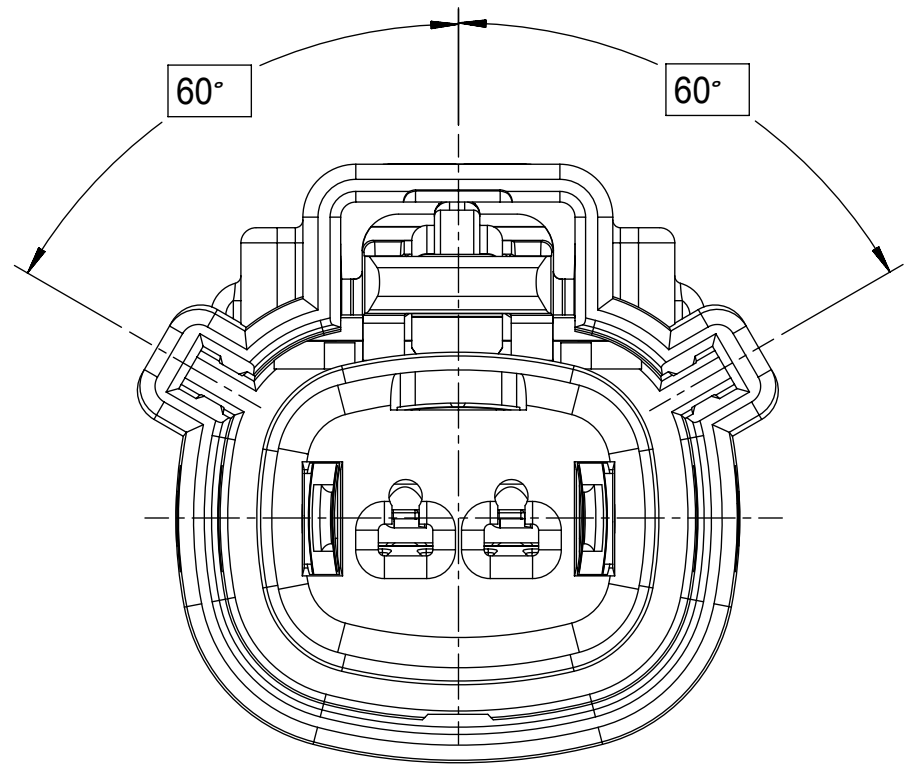
molex

MX150 1X2 RECEPTACLE SEALED ASSEMBLY MAT SEAL

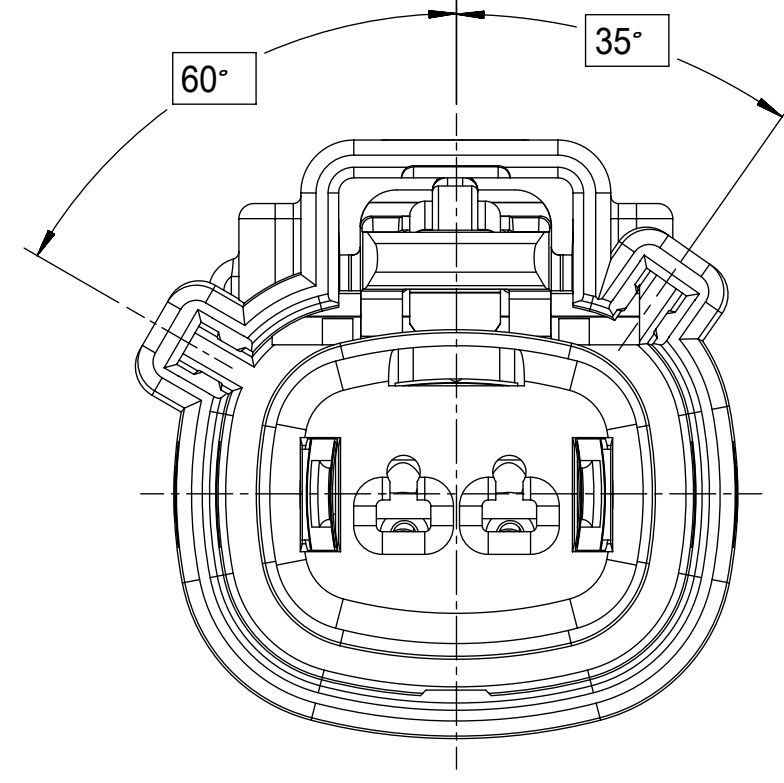
PRODUCT CUSTOMER DRAWING

DOCUMENT NUMBER	DOC TYPE	DOC PART	REVISION
SD-33471-021	PSD	001	C12

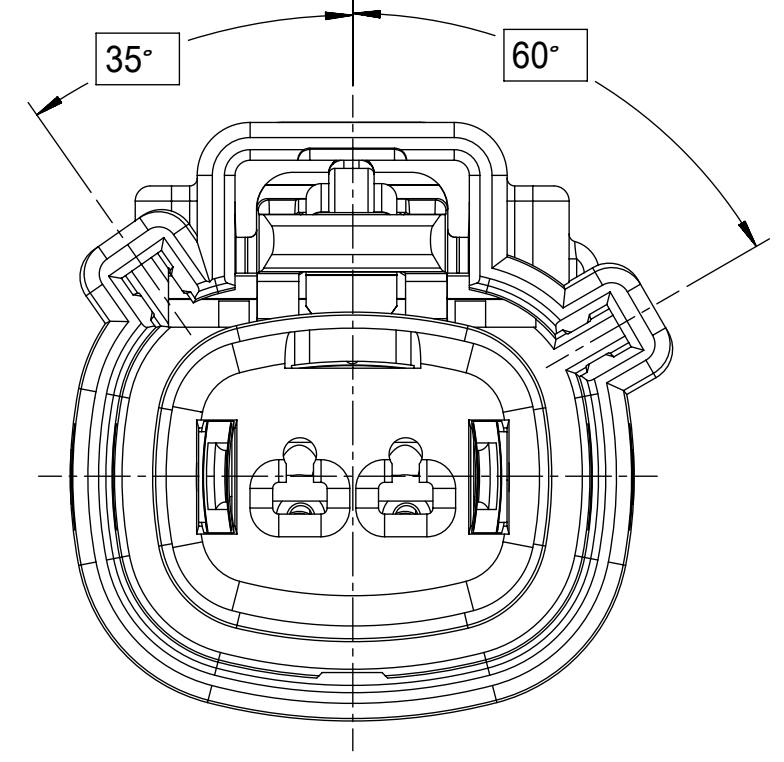
KEY CONFIGURATIONS



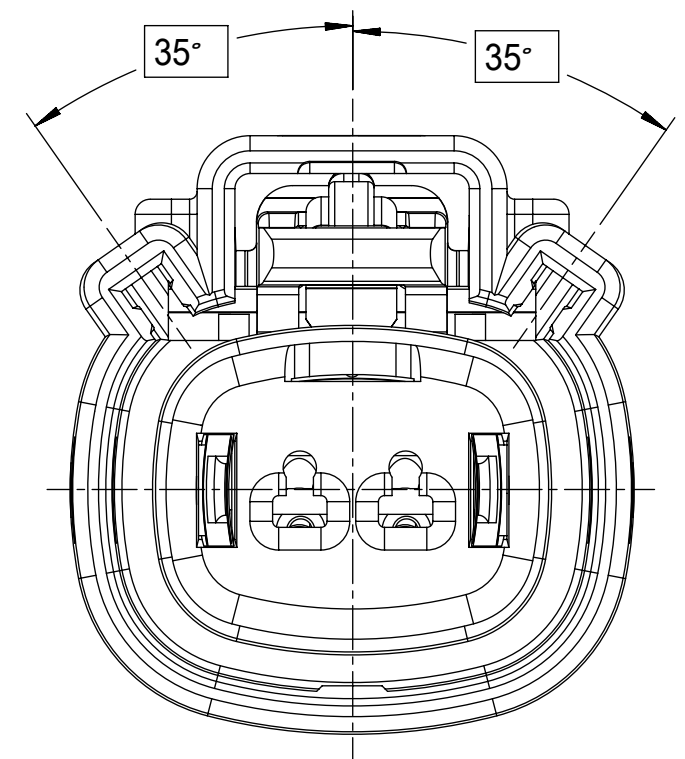
KEY A



KEY B



KEY C



KEY D

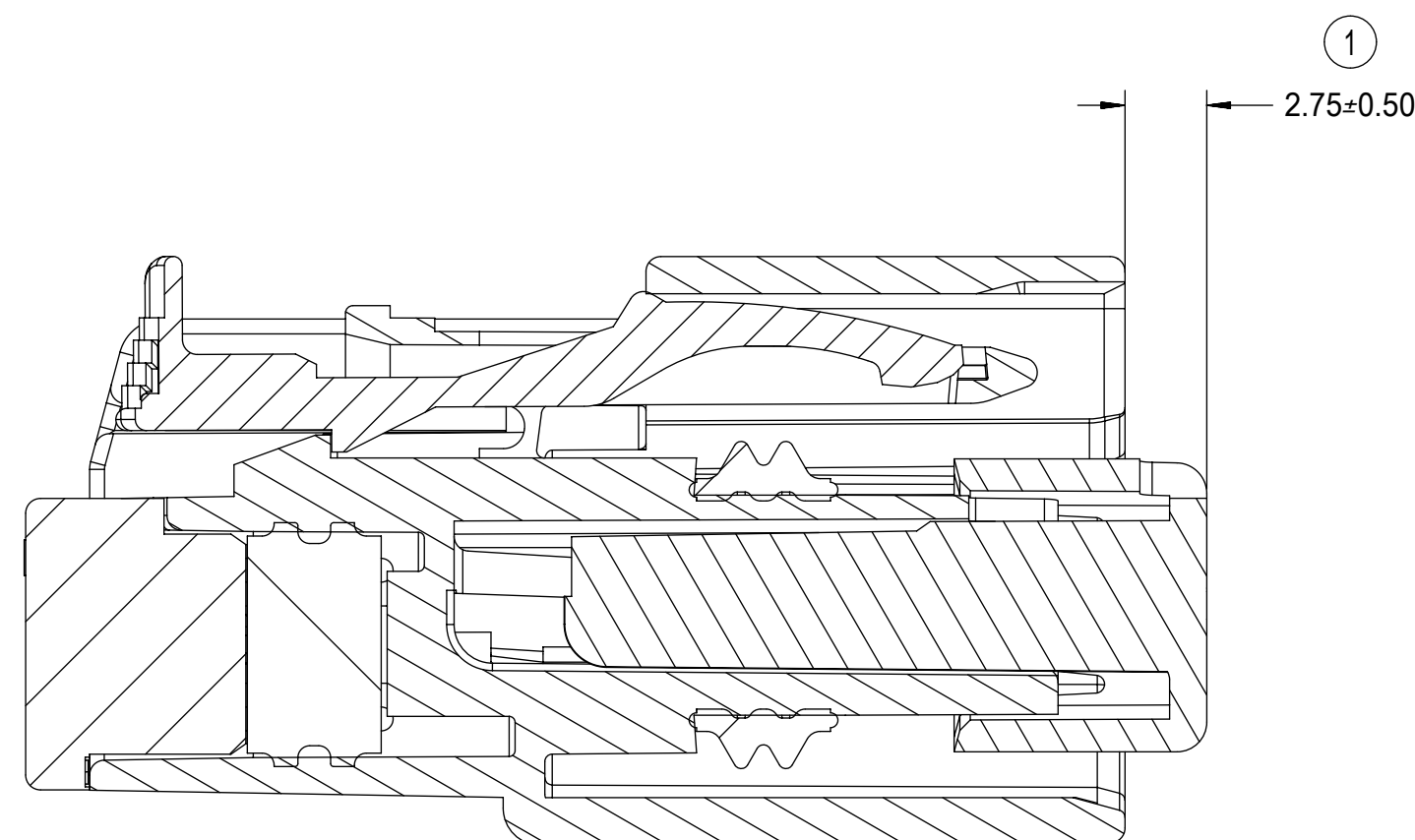
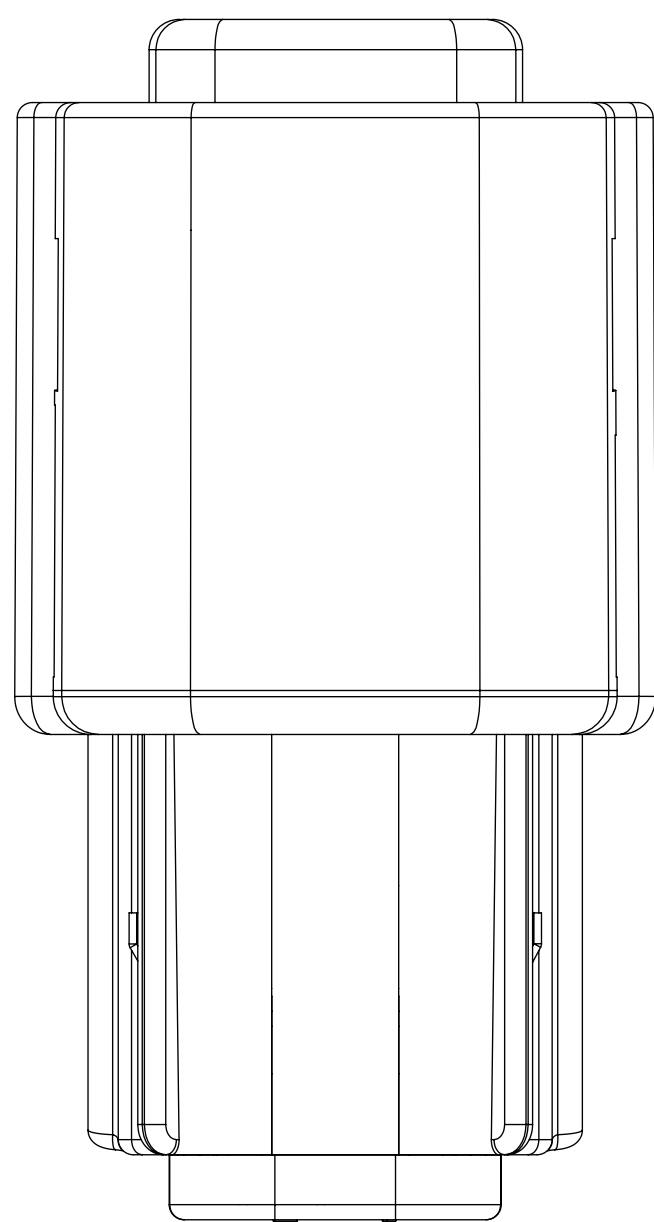
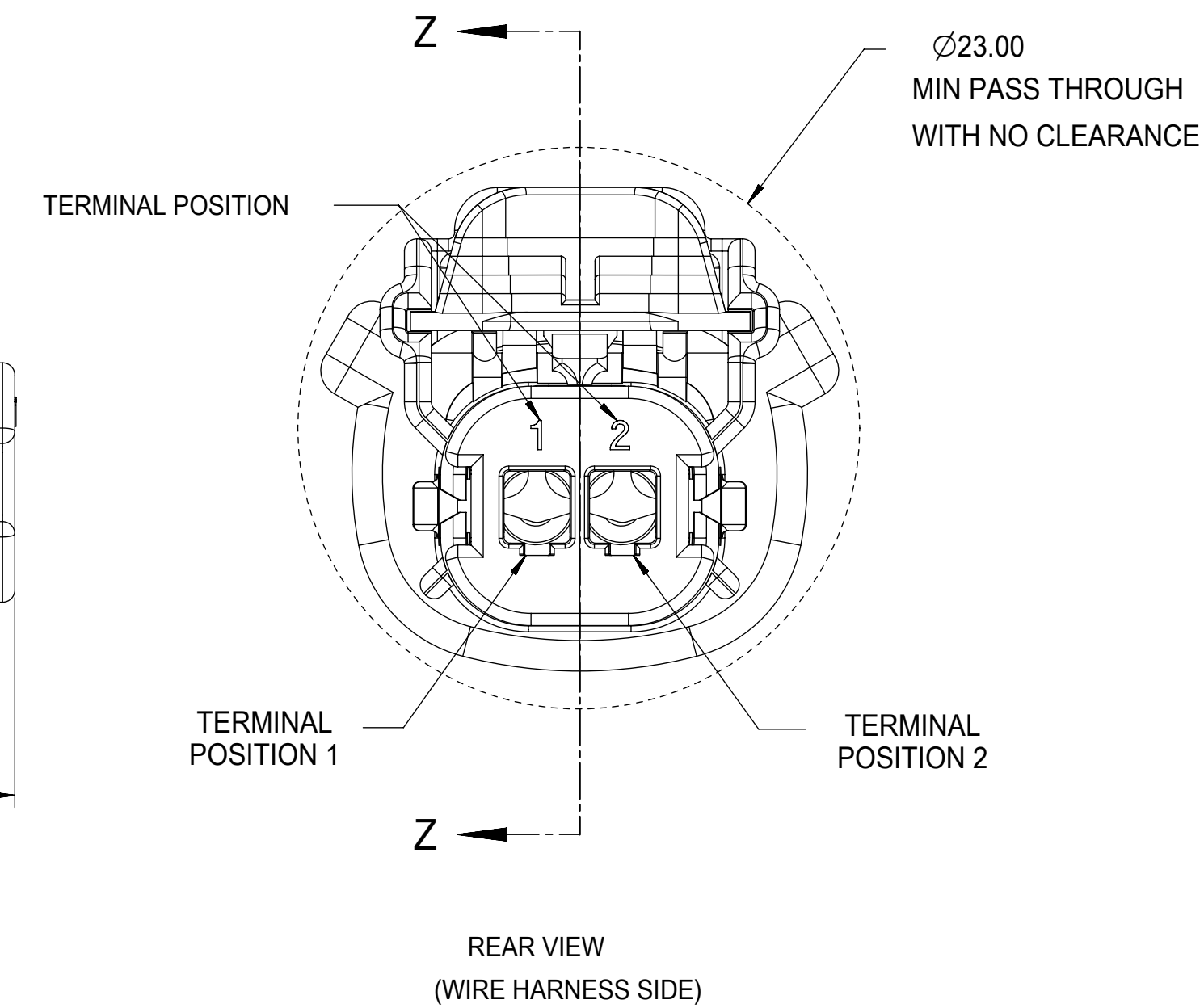
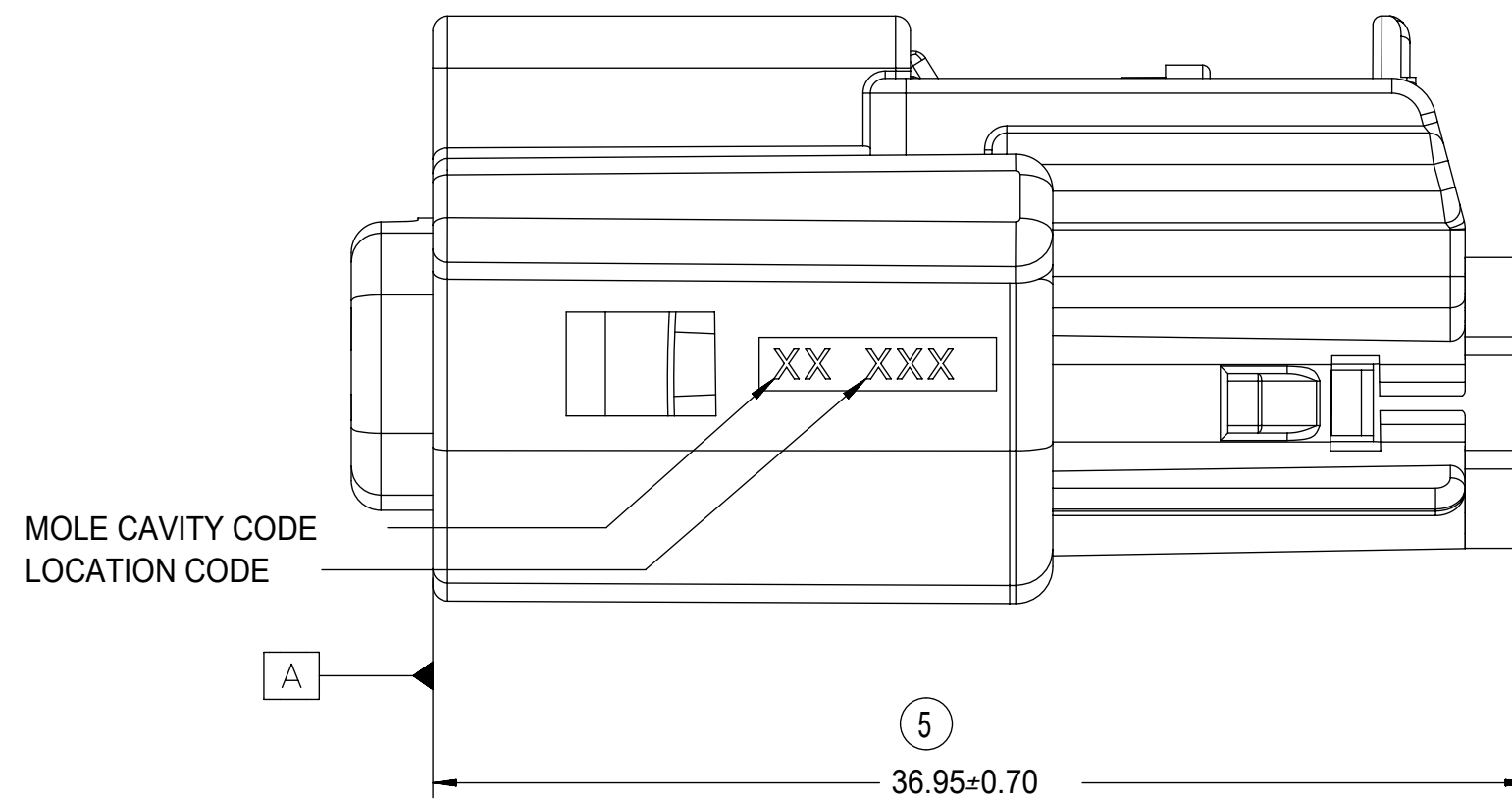
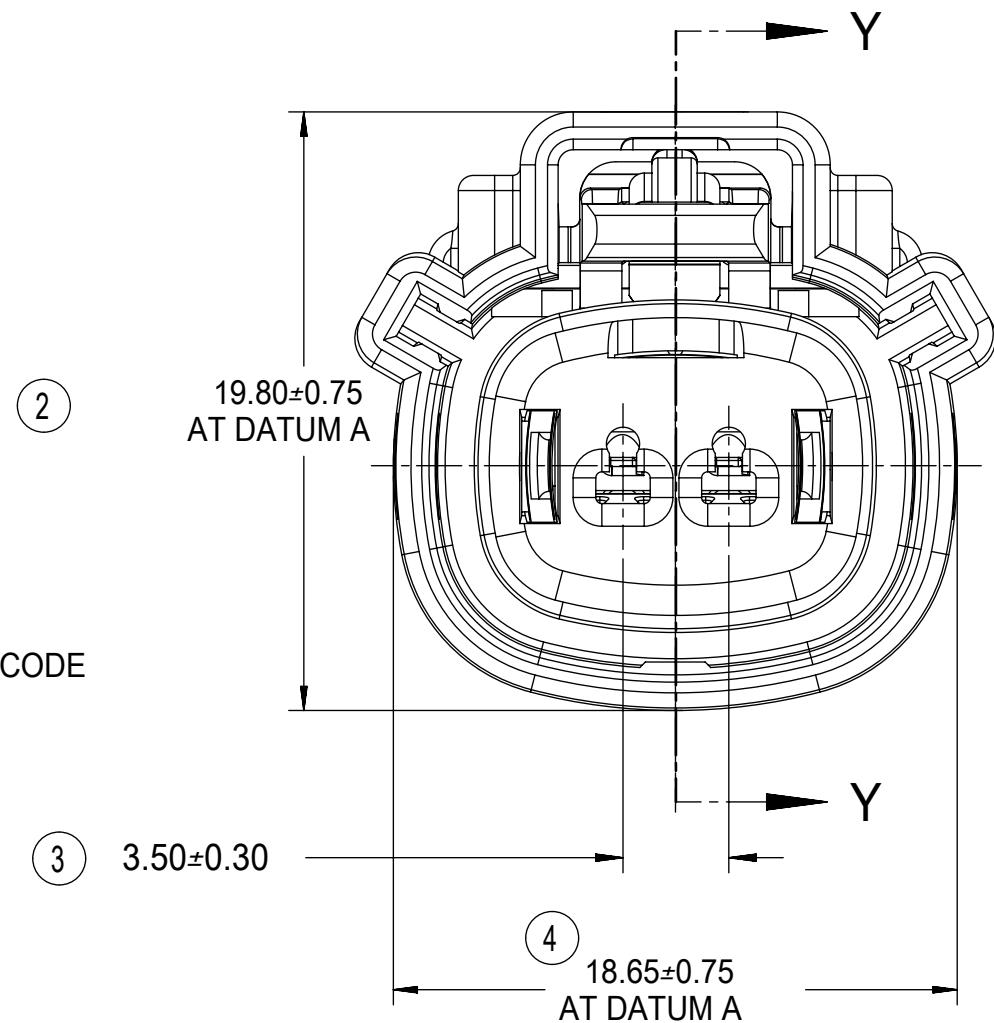
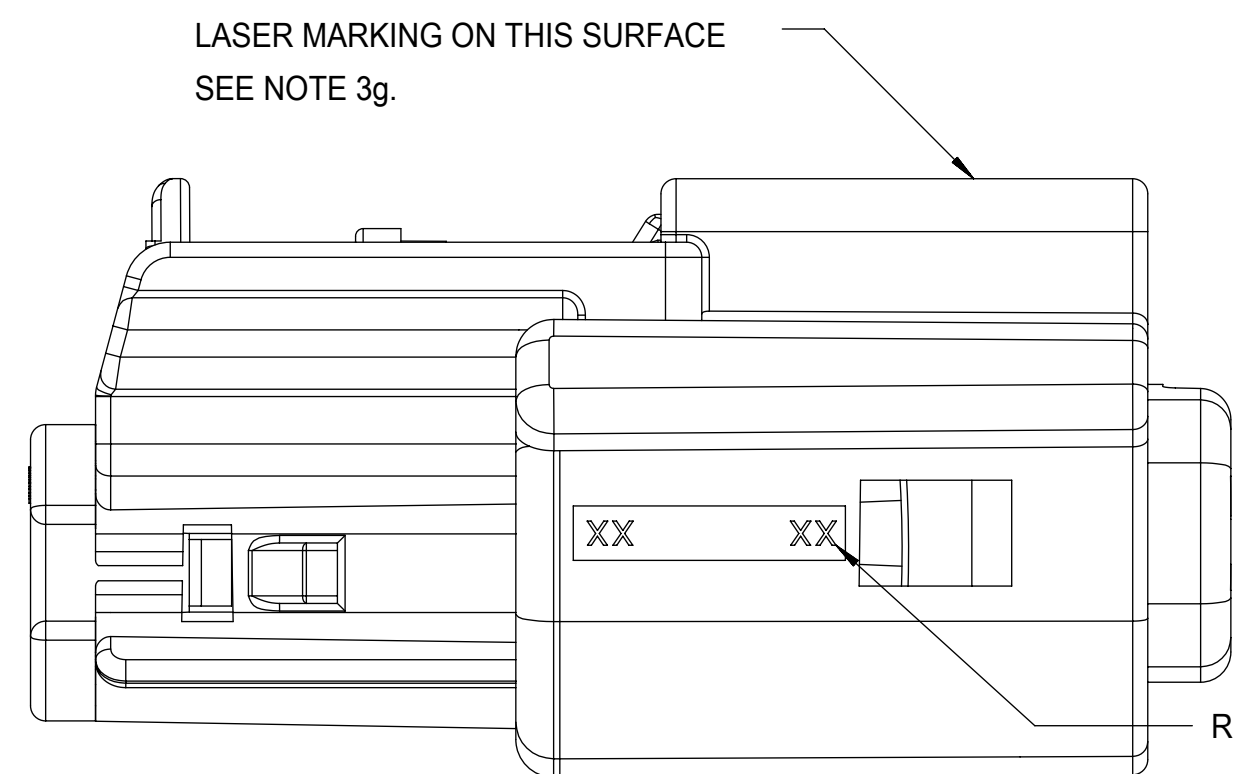
FUNCTIONAL SYMBOLS	THIS DRAWING CONTAINS INFORMATION THAT IS PROPRIETARY TO MOLEX ELECTRONIC TECHNOLOGIES, LLC AND SHOULD NOT BE USED WITHOUT WRITTEN PERMISSION		
	DIMENSION UNITS	SCALE	CURRENT REV DESC:
$F_A = 0$	mm	4:1	
$F_C = 0$	GENERAL TOLERANCES (UNLESS SPECIFIED)		
	ANGULAR TOL $\pm 3.0^\circ$		
DIVISIONAL SYMBOLS	4 PLACES	\pm	EC NO: 643941
	3 PLACES	\pm	DRWN: XLDONG03 2020/08/21
	2 PLACES	± 0.1	CHK'D: JDENG02 2020/08/26
	1 PLACE	± 0.2	APPR: JDENG02 2020/08/26
	0 PLACES	\pm	INITIAL REVISION: DRWN: SVERZYL 2008/06/17 APPR: VKOSHY 2010/11/04
DRAFT WHERE APPLICABLE MUST REMAIN WITHIN DIMENSIONS		THIRD ANGLE PROJECTION	DRAWING SERIES MATERIAL NUMBER CUSTOMER SHEET NUMBER
			D-SIZE 33471 SEE BOM GENERAL MARKET 2 OF 7

molex

MX150 1X2 RECEPTACLE
SEALED ASSEMBLY MAT SEAL

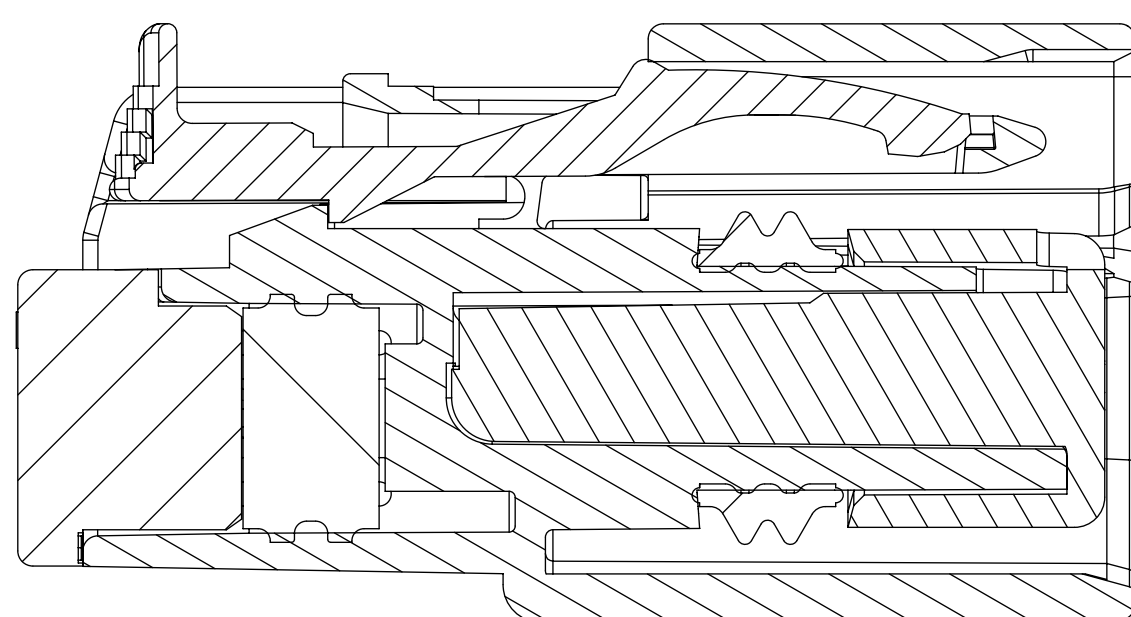
PRODUCT CUSTOMER DRAWING

DOCUMENT NUMBER: SD-33471-021
DOC TYPE: PSD
DOC PART: 001
REVISION: C12



PRIMARY LOCK REINFORCEMENT (PLR) SHOWN
IN PRE-STAGED POSITION

SECTION Z-Z



PRIMARY LOCK REINFORCEMENT (PLR) SHOWN
IN FINAL-LOCK POSITION

SECTION Y-Y

FUNCTIONAL SYMBOLS $F_A = 0$ $F_C = 0$ $F_D = 0$ DIVISIONAL SYMBOLS	THIS DRAWING CONTAINS INFORMATION THAT IS PROPRIETARY TO MOLEX ELECTRONIC TECHNOLOGIES, LLC AND SHOULD NOT BE USED WITHOUT WRITTEN PERMISSION		CURRENT REV DESC:		<p>MX150 1X2 RECEPTACLE SEALED ASSEMBLY MAT SEAL</p> <p>PRODUCT CUSTOMER DRAWING</p>		
	DIMENSION UNITS	SCALE	EC NO: 643941				
	mm	4:1	DRWN: XLDONG03	2020/08/21			
	GENERAL TOLERANCES (UNLESS SPECIFIED)		CHK'D: JDENG02	2020/08/26			
	ANGULAR TOL ± 3.0°		APPR: JDENG02	2020/08/26			
4 PLACES ±		INITIAL REVISION:		DOCUMENT NUMBER	DOC TYPE	DOC PART	REVISION
3 PLACES ±		DRWN: SVERZYL	2008/06/17	SD-33471-021	PSD	001	C12
2 PLACES ± 0.1		APPR: VKOSHY	2010/11/04	MATERIAL NUMBER	CUSTOMER		SHEET NUMBER
1 PLACE ± 0.2		DRAFT WHERE APPLICABLE MUST REMAIN WITHIN DIMENSIONS		SEE BOM	GENERAL MARKET		3 OF 7
0 PLACES ±		THIRD ANGLE PROJECTION	DRAWING	D-SIZE	SERIES		
				33471			

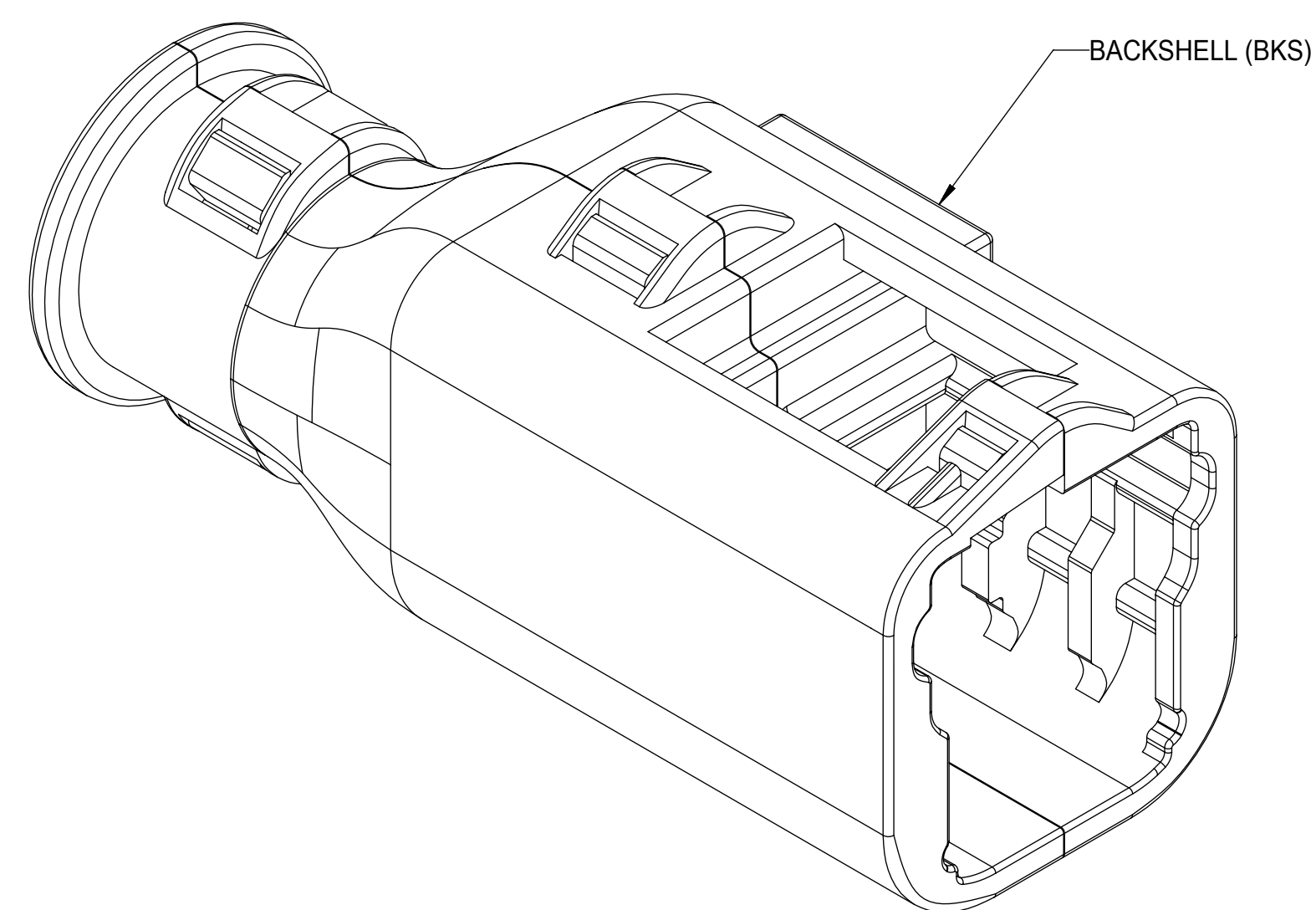
BACKSHELL NOTES

BACKSHELL NOTES VALID UNLESS OTHERWISE SPECIFIED

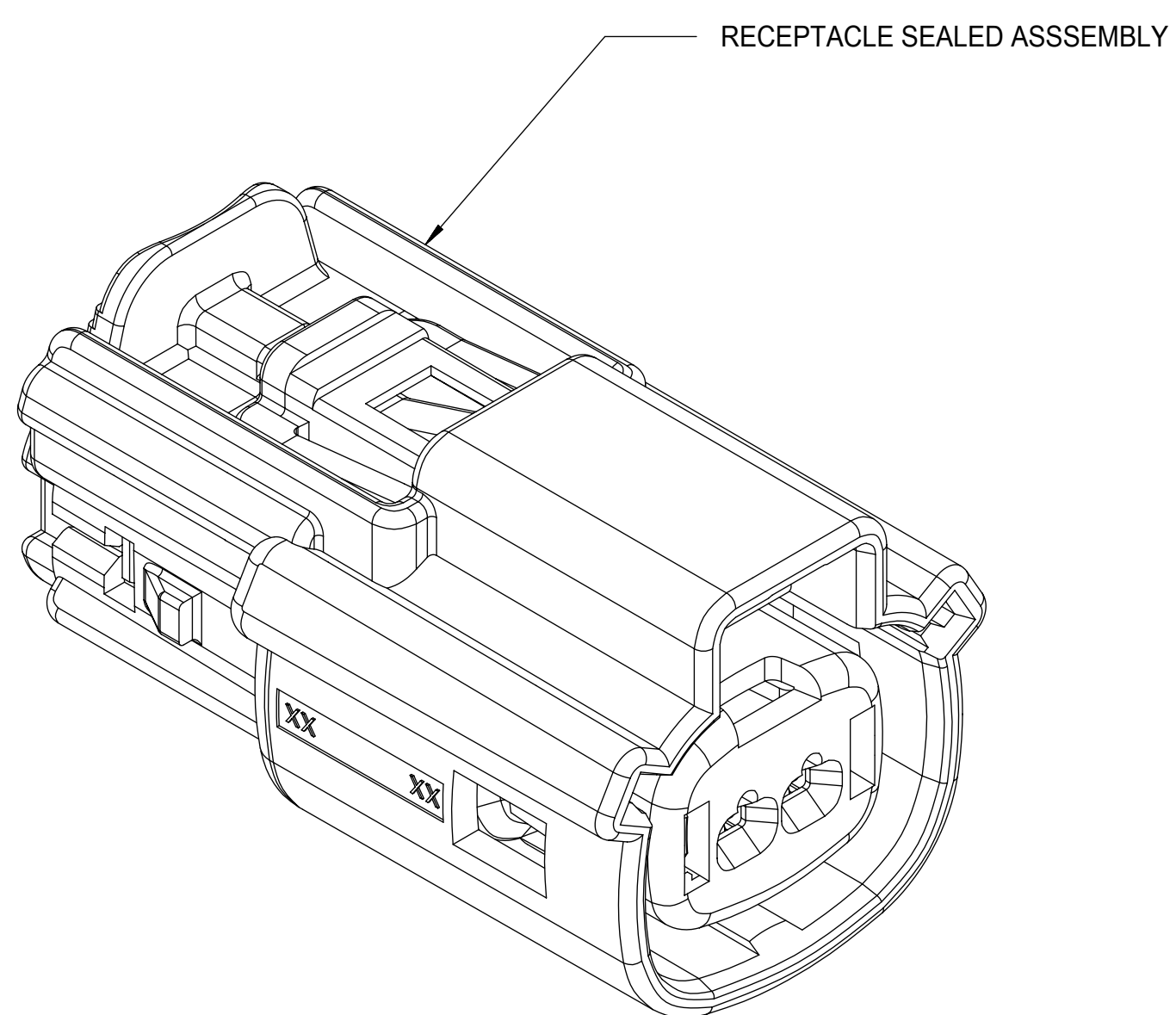
1.GENERAL:

a. APPLICATION SPECIFICATION SEE: AS-34951-001

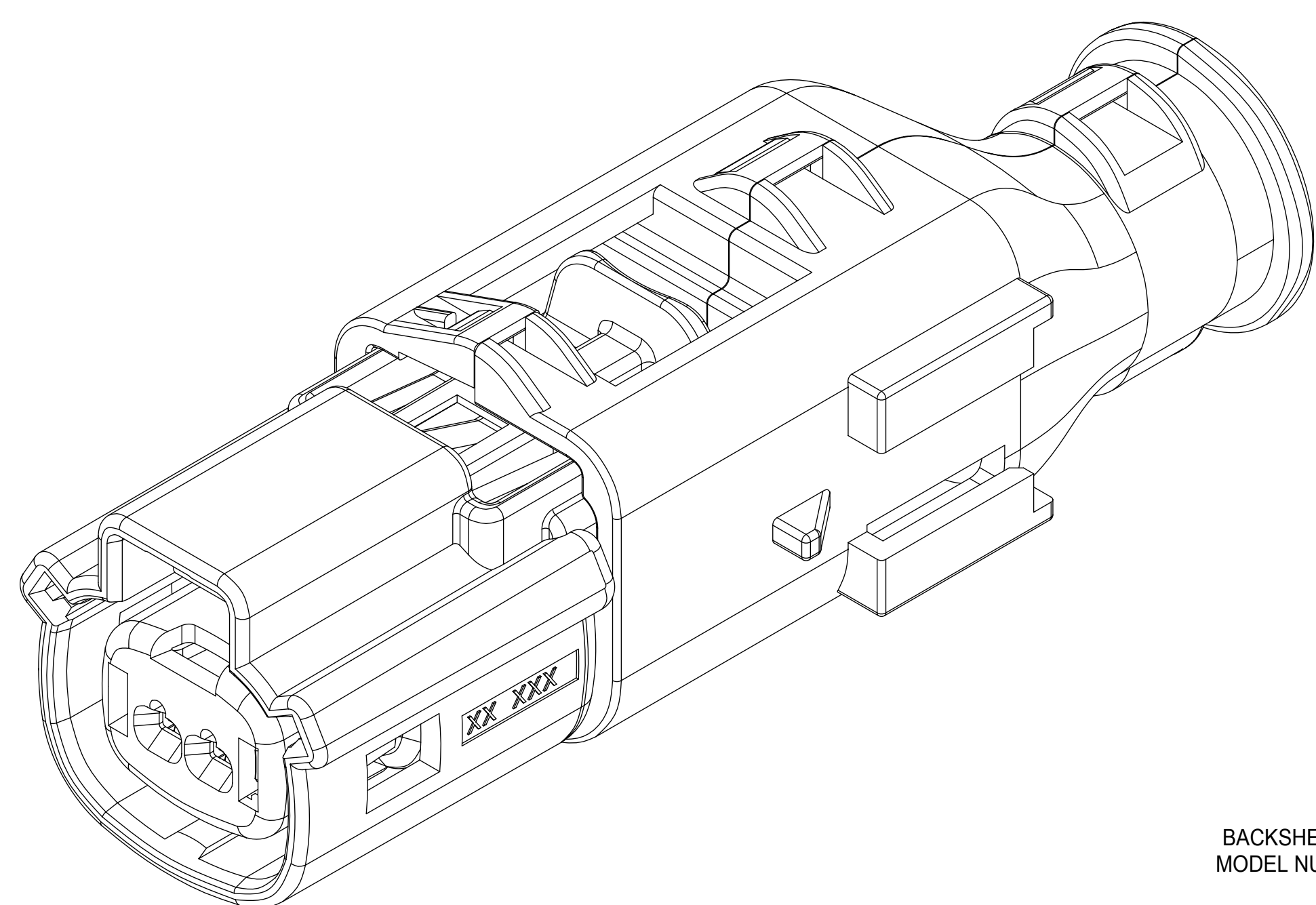
- DESIGNED TO MATE WITH RECEPTACLE SEALED ASSEMBLY SPECIFIED IN MOLEX DRAWING SD-33471-021.
- SYSTEM TO BE USED WITH WIRE WITHIN DIAMETER RANGE OF 1.2mm TO 2.69mm.
- COMPONENTS ARE OPTIONAL AND MUST BE PURCHASED SEPERATELY.
- BACKSHELL DESIGN IS OWNED BY SCHLEMMER.
- FOR ADDITIONAL INFORMATION SEE THE BACKSHELL COMPONENT DRAWING SD-34949-0001.



BACKSHELL (BKS)



RECEPTACLE SEALED ASSEMBLY



BACKSHELL CUSTOMER MODEL NUMBER LEGEND

34949-XXXX

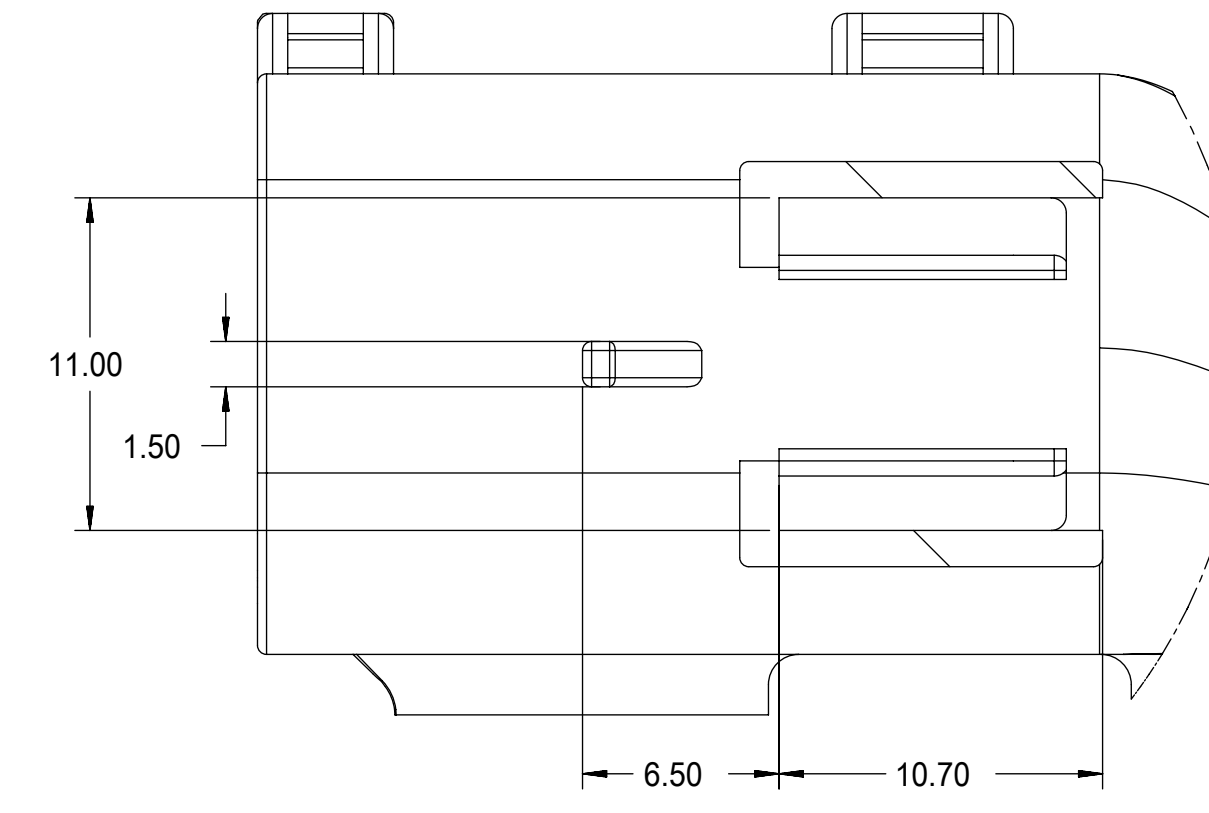
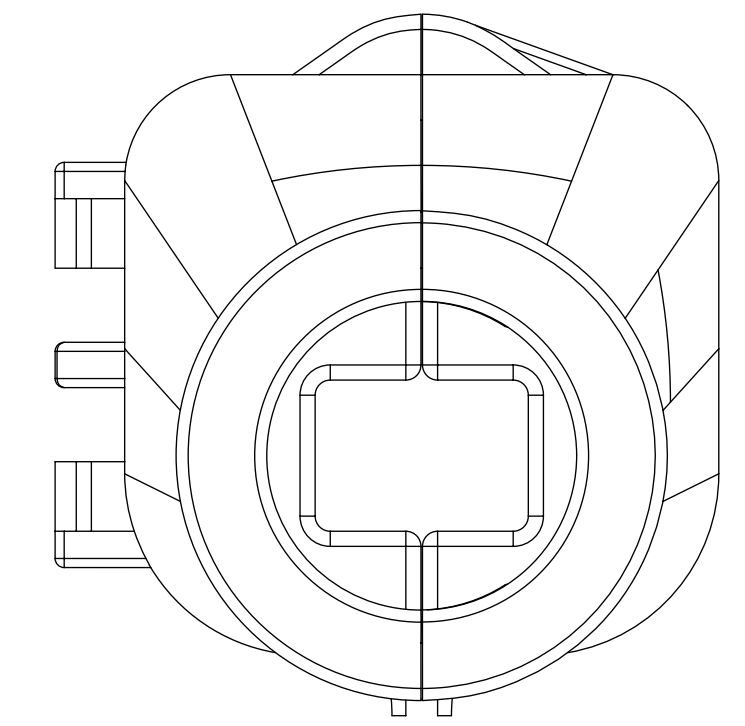
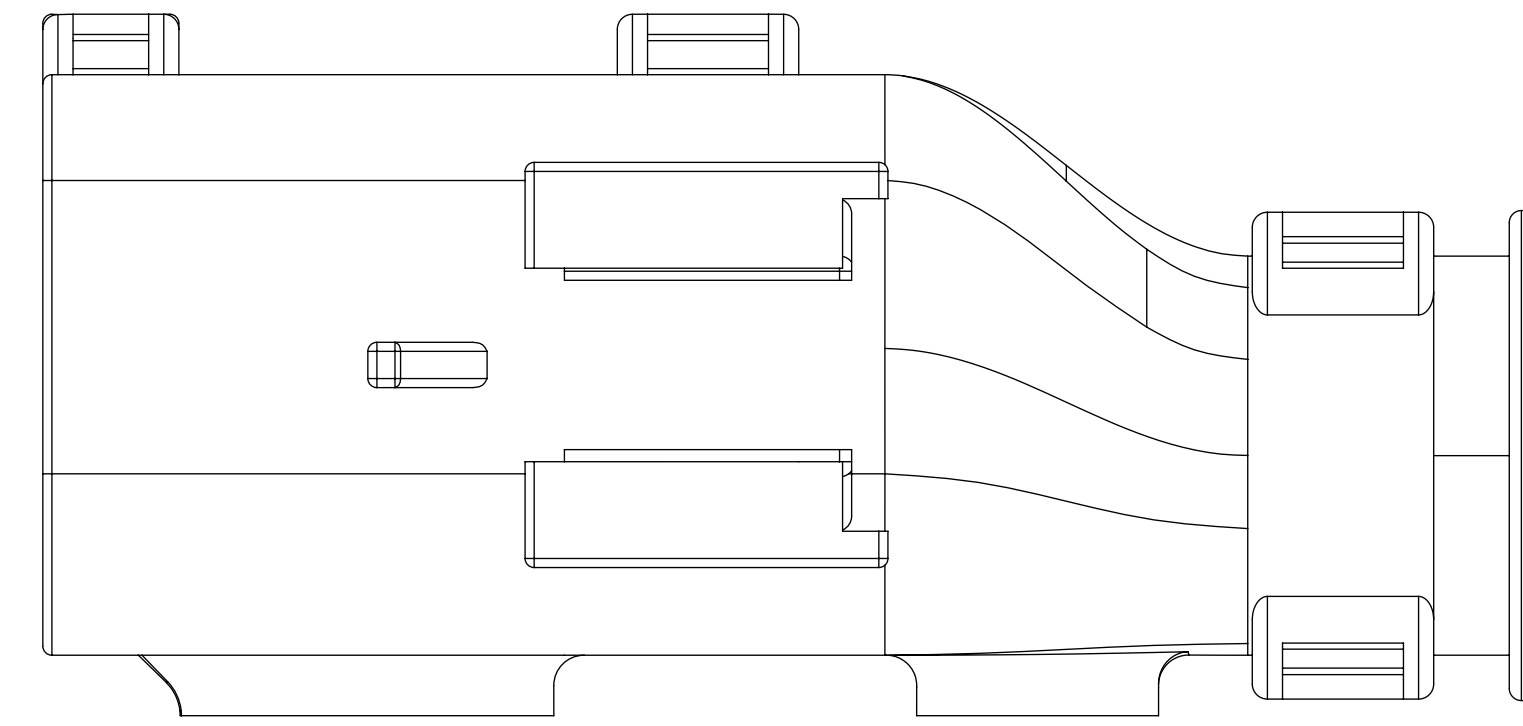
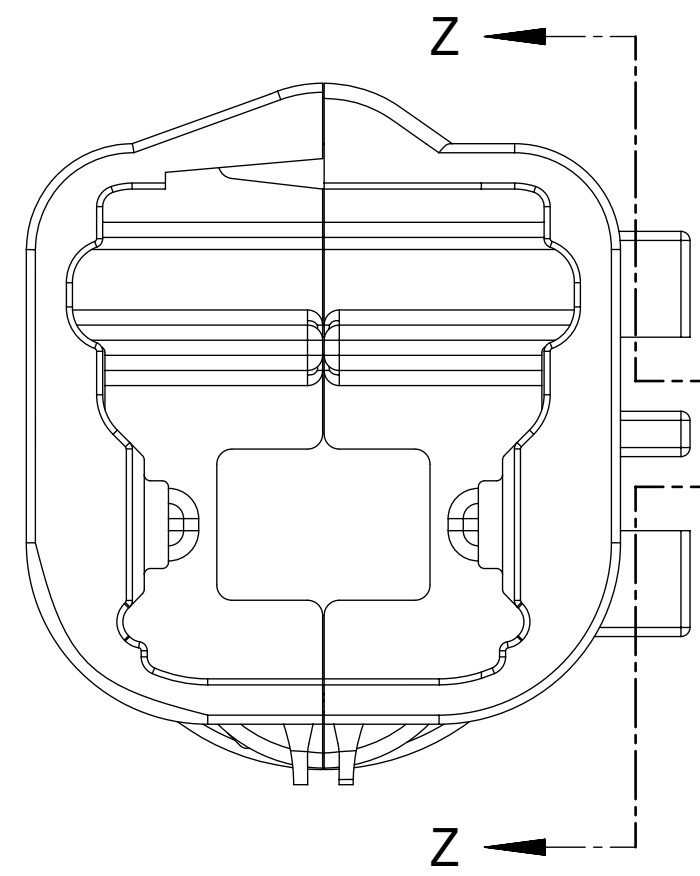
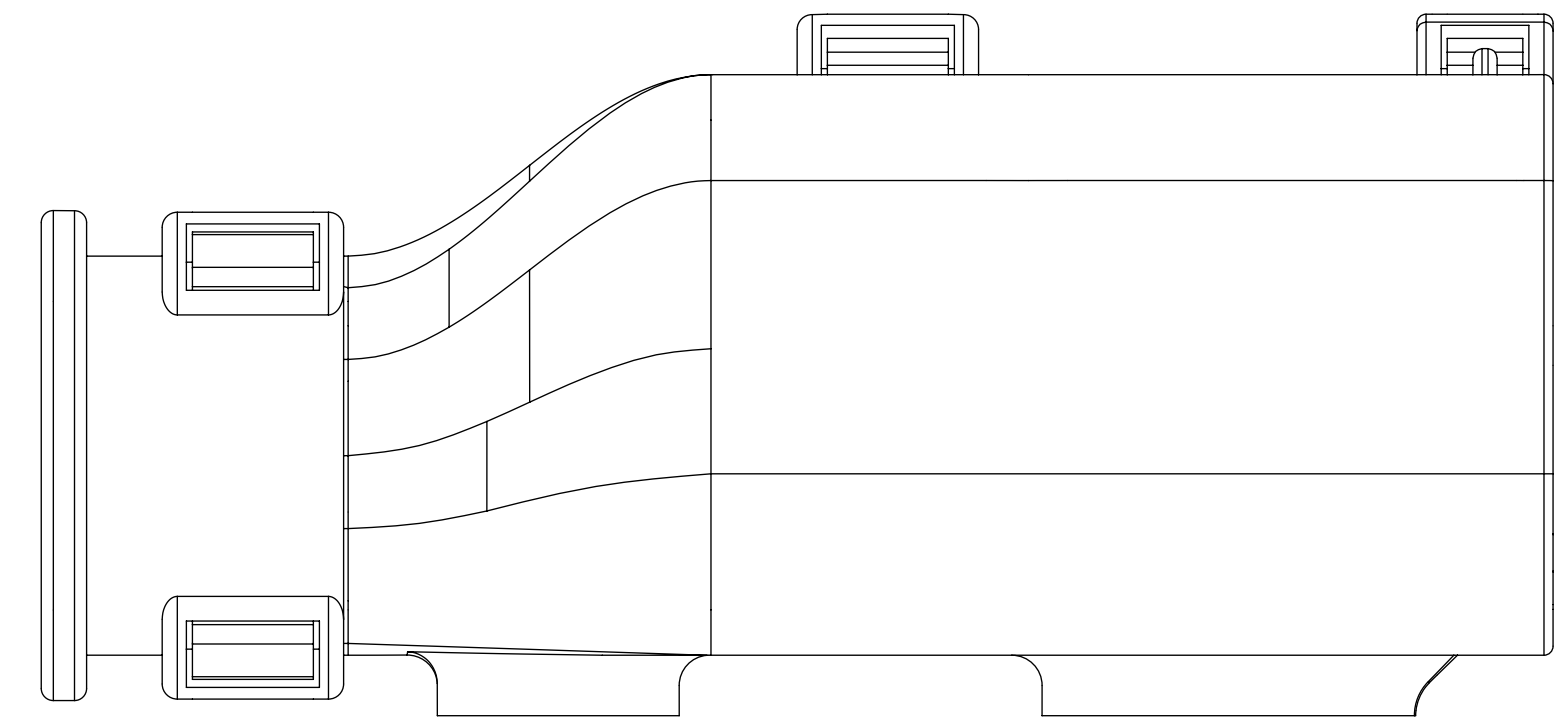
- CUSTOMER MODEL COMPONENTS
- 0 - BACKSHELL ONLY
 - 1 - BACKSHELL & MX150 HOUSING KEY A ASSEMBLY
 - 2 - BACKSHELL & MX150 HOUSING KEY B ASSEMBLY
 - 3 - BACKSHELL & MX150 HOUSING KEY C ASSEMBLY
 - 4 - BACKSHELL & MX150 HOUSING KEY D ASSEMBLY

- BACKSHELL FEATURES
- 1 - WITH RIBS
 - 2 - WITHOUT RIBS

MX150 CIRCUIT SIZE 02, 03, 04, 05, 06

FUNCTIONAL SYMBOLS $\nabla_A = 0$ $\nabla_C = 0$ $\nabla_D = 0$ DIVISIONAL SYMBOLS	THIS DRAWING CONTAINS INFORMATION THAT IS PROPRIETARY TO MOLEX ELECTRONIC TECHNOLOGIES, LLC AND SHOULD NOT BE USED WITHOUT WRITTEN PERMISSION		CURRENT REV DESC:		<p>MX150 1X2 RECEPTACLE SEALED ASSEMBLY MAT SEAL</p> <p>PRODUCT CUSTOMER DRAWING</p>			
	DIMENSION UNITS	SCALE	EC NO: 643941					
	mm	4:1	DRWN: XLDONG03 2020/08/21					
	GENERAL TOLERANCES (UNLESS SPECIFIED)		CHK'D: JDENG02 2020/08/26					
ANGULAR TOL $\pm 3.0^\circ$		APPR: JDENG02 2020/08/26		INITIAL REVISION:	DOCUMENT NUMBER	DOC TYPE	DOC PART	REVISION
4 PLACES \pm		DRWN: SVERZYL 2008/06/17		2010/11/04	SD-33471-021	PSD	001	C12
3 PLACES \pm		APPR: VKOSHY			SEE BOM	GENERAL MARKET		4 OF 7
2 PLACES ± 0.1		DRAFT WHERE APPLICABLE MUST REMAIN WITHIN DIMENSIONS		THIRD ANGLE PROJECTION	DRAWING	SERIES	MATERIAL NUMBER	CUSTOMER
1 PLACE ± 0.2					D-SIZE	33471		
0 PLACES \pm								

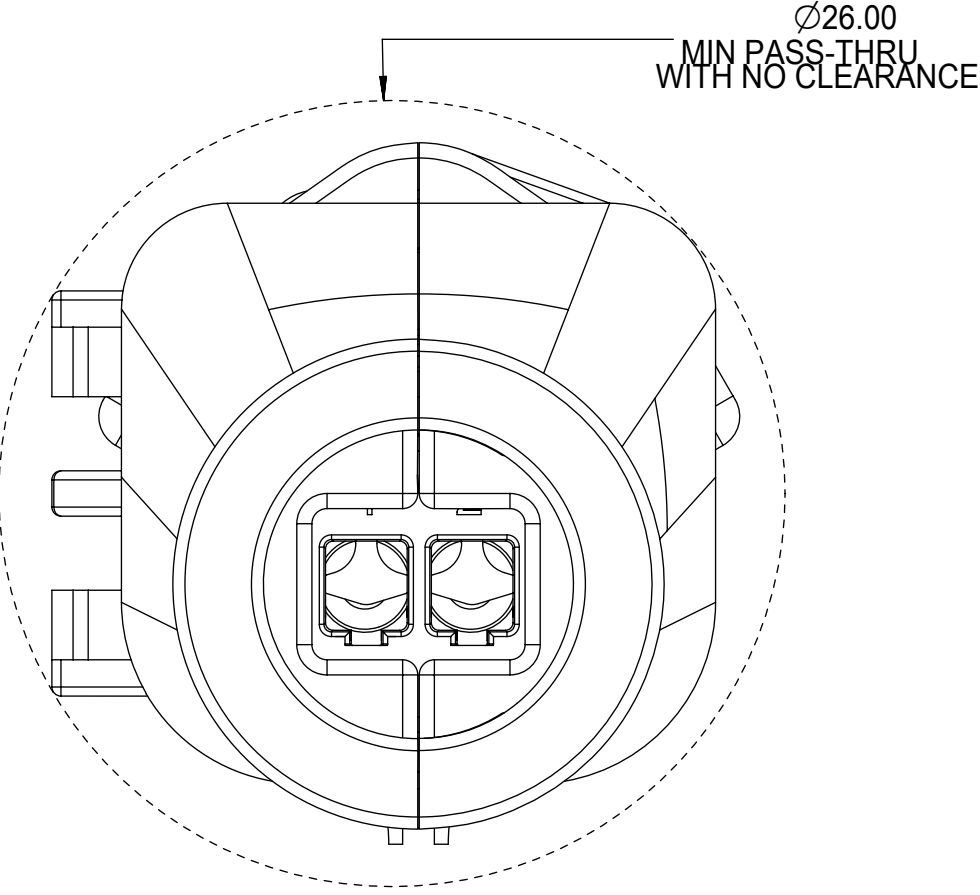
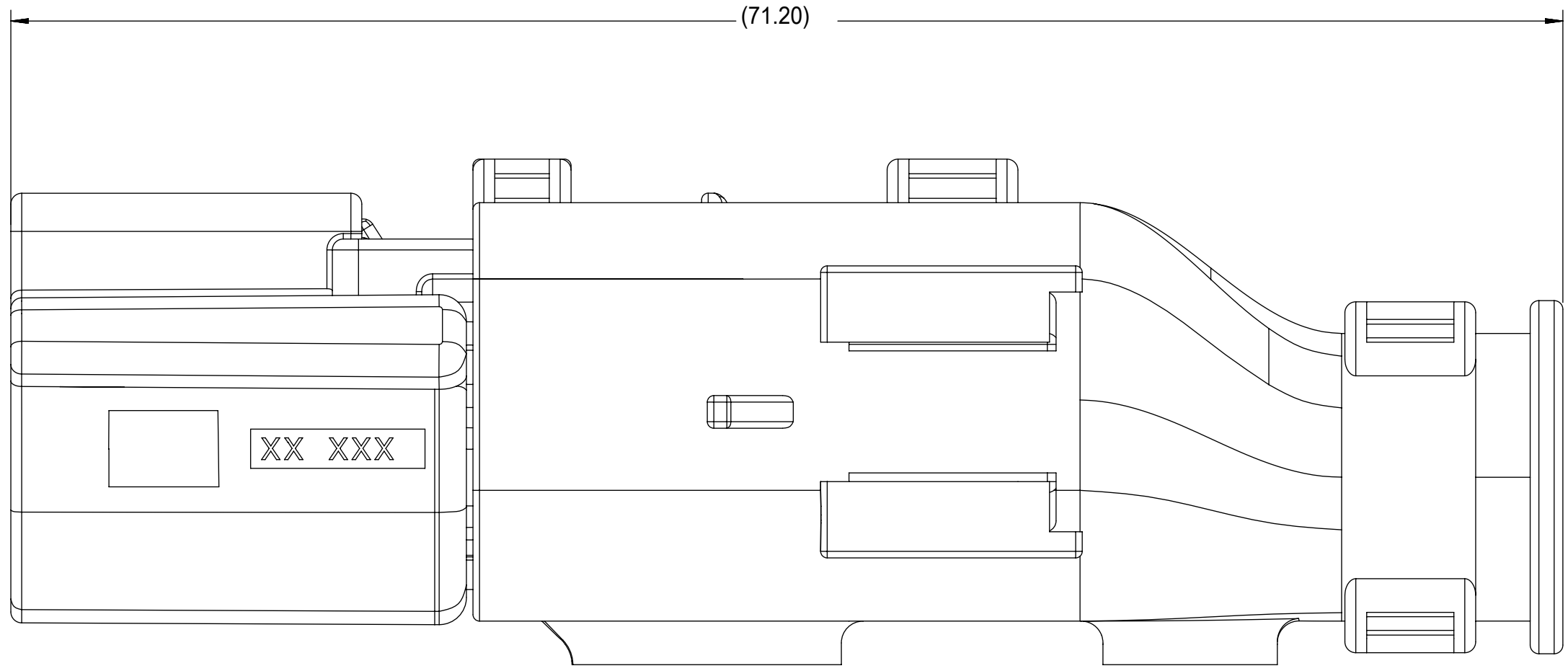
BACKSHELL
 THE VIEWS ON THIS SHEET ARE
 IN THE CLOSED UN-ASSEMBLED POSITION



Partial Z-Z
 SCALE 4:1

FUNCTIONAL SYMBOLS $F_A = 0$ $F_C = 0$ $F_D = 0$ DIVISIONAL SYMBOLS	THIS DRAWING CONTAINS INFORMATION THAT IS PROPRIETARY TO MOLEX ELECTRONIC TECHNOLOGIES, LLC AND SHOULD NOT BE USED WITHOUT WRITTEN PERMISSION		CURRENT REV DESC:						
	DIMENSION UNITS mm	SCALE 4:1	EC NO: 643941 DRWN: XLDONG03 2020/08/21 CHK'D: JDENG02 2020/08/26 APPR: JDENG02 2020/08/26					MX150 1X2 RECEPTACLE SEALED ASSEMBLY MAT SEAL	
	GENERAL TOLERANCES (UNLESS SPECIFIED) ANGULAR TOL $\pm 3.0^\circ$		INITIAL REVISION: DRWN: SVERZYL 2008/06/17 APPR: VKOSHY 2010/11/04		DOCUMENT NUMBER SD-33471-021	DOC TYPE PSD	DOC PART 001	REVISION C12	
	4 PLACES \pm 3 PLACES \pm 2 PLACES ± 0.1 1 PLACE ± 0.2 0 PLACES \pm		DRAFT WHERE APPLICABLE MUST REMAIN WITHIN DIMENSIONS		THIRD ANGLE PROJECTION 	DRAWING D-SIZE	SERIES 33471	MATERIAL NUMBER SEE BOM	CUSTOMER GENERAL MARKET

BACKSHELL CONFIGURATIONS



RECEPTACLE SEALED ASSEMBLY WITH RECEPTACLE BACKSHELL

FUNCTIONAL SYMBOLS FA = 0 FC = 0 FP = 0 DIVISIONAL SYMBOLS	THIS DRAWING CONTAINS INFORMATION THAT IS PROPRIETARY TO MOLEX ELECTRONIC TECHNOLOGIES, LLC AND SHOULD NOT BE USED WITHOUT WRITTEN PERMISSION		DIMENSION UNITS: mm SCALE: 4:1		CURRENT REV DESC:					
	GENERAL TOLERANCES (UNLESS SPECIFIED) ANGULAR TOL ± 3.0°		EC NO: 643941 DRWN: XLDONG03 2020/08/21 CHK'D: JDENG02 2020/08/26 APPR: JDENG02 2020/08/26		INITIAL REVISION: DRWN: SVERZYL 2008/06/17 APPR: VKOSHY 2010/11/04					
DRAFT WHERE APPLICABLE MUST REMAIN WITHIN DIMENSIONS		THIRD ANGLE PROJECTION		DRAWING: D-SIZE SERIES: 33471		MATERIAL NUMBER: SEE BOM CUSTOMER: GENERAL MARKET		SHEET NUMBER: 6 OF 7		

C11	KEY A W/CPA, BLACK	33471-0224	A					GCP	CPA		2	SALEABLE		34949-0210	34949-0220	
	KEY A W/CPA, YELLOW	33471-0223				A	GCO		CPA			SALEABLE		34949-0210	34949-0220	
	KEY A, BLACK	33471-0222	A					GCP			2	SALEABLE		34949-0210	34949-0220	
	KEY A, BLACK	33471-0221	A					GCP		1	2	SALEABLE		34949-0210	34949-0220	
	KEY D W/CPA, STONE GRAY	33471-0217				D		GCP	CPA	1		SALEABLE		34949-0210	34949-0220	
	KEY C W/CPA, DARK GRAY	33471-0216				C		GCP	CPA	1		SALEABLE		34949-0210	34949-0220	
	KEY B W/CPA, LIGHT GRAY	33471-0215				B		GCP	CPA	1		SALEABLE		34949-0210	34949-0220	
	KEY A W/CPA, BLACK	33471-0214	A					GCP	CPA	1		SALEABLE		34949-0210	34949-0220	
	KEY D, STONE GRAY	33471-0213				D		GCP		1		SALEABLE		34949-0210	34949-0220	
	KEY C, DARK GRAY	33471-0212				C		GCP		1		SALEABLE		34949-0210	34949-0220	
	KEY B, LIGHT GRAY	33471-0211				B		GCP		1		SALEABLE		34949-0210	34949-0220	
	KEY A, BLACK	33471-0210	A					GCP		1		SALEABLE		34949-0210	34949-0220	
	KEY D W/CPA, STONE GRAY	33471-0209				D	GCO		CPA			SALEABLE		34949-0210	34949-0220	
	KEY C W/CPA, DARK GRAY	33471-0208				C	GCO		CPA			SALEABLE		34949-0210	34949-0220	
	KEY B W/CPA, LIGHT GRAY	33471-0207				B	GCO		CPA			SALEABLE		34949-0210	34949-0220	
	KEY A W/CPA, BLACK	33471-0206	A				GCO		CPA			SALEABLE		34949-0210	34949-0220	
	KEY D, STONE GRAY	33471-0204				D	GCO					SALEABLE		34949-0210	34949-0220	
	KEY C, DARK GRAY	33471-0203				C	GCO					SALEABLE		34949-0210	34949-0220	
	KEY B, LIGHT GRAY	33471-0202				B	GCO					SALEABLE		34949-0210	34949-0220	
	KEY A, BLACK	33471-0201	A				GCO					SALEABLE		34949-0210	34949-0220	
	ASSEMBLY DESCRIPTION	ASSEMBLY PART NUMBER	A	B	C	D	A	GCO	GCP	CPA	1	2	STATUS	COMMENTS	BACKSHELL WITH RIBS	BACKSHELL WITHOUT RIBS

CAVITY WITH A NUMBER INDICATES BLOCKED TERMINAL POSITION
CAVITY WITHOUT A NUMBER INDICATES OPEN TERMINAL POSITION

OPTIONAL ATTATCHMENTS
SOLD SEPERATLEY

MAT SEAL	ROYAL BLUE	INHERENTLY LUBRICATED SILICONE
RING SEAL	LIGHT BLUE	INHERENTLY LUBRICATED SILICONE
PLR	NATURAL	SPS/NYLON GF20
CPA	RED	PBT GF20
GROMMET CAP (PLUGGED)	BLACK	SPS/NYLON GF20
GROMMET CAP (OPEN)	BLACK	SPS/NYLON GF20
HOUSING KEYING OPTION A	YELLOW	SPS/NYLON GF20
HOUSING KEYING OPTION D	STONE GRAY	SPS/NYLON GF20
HOUSING KEYING OPTION C	DARK GRAY	SPS/NYLON GF20
HOUSING KEYING OPTION B	LIGHT GRAY	SPS/NYLON GF20
HOUSING KEYING OPTION A	BLACK	SPS/NYLON GF20

DESCRIPTION	COLOR	MATERIAL
-------------	-------	----------

BOM/APPLICABLE COMPONENTS TABLE

ABREVIATION	COMPONENT
A	HOUSING KEY A
B	HOUSING KEY B
C	HOUSING KEY C
D	HOUSING KEY D
GCO	GROMMET CAP, OPEN
GCP	GROMMET CAP, CLOSED
M	MAT SEAL
R	RING SEAL
P	PLR, STANDARD
CPA	CPA
BKS	BACKSHELL

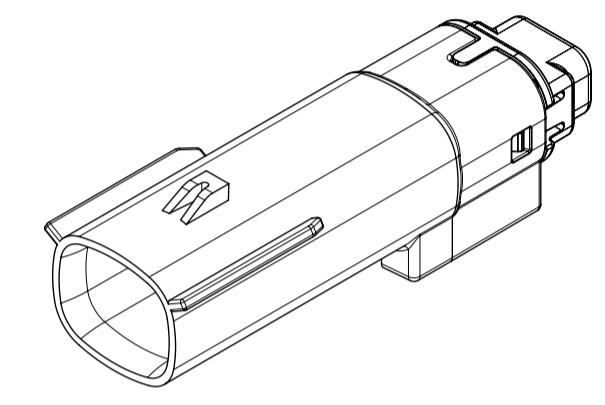
FUNCTIONAL SYMBOLS FA = 0 FC = 0 FP = 0 DIVISIONAL SYMBOLS	THIS DRAWING CONTAINS INFORMATION THAT IS PROPRIETARY TO MOLEX ELECTRONIC TECHNOLOGIES, LLC AND SHOULD NOT BE USED WITHOUT WRITTEN PERMISSION		CURRENT REV DESC:		
	DIMENSION UNITS: mm SCALE:	GENERAL TOLERANCES (UNLESS SPECIFIED) ANGULAR TOL ± 3.0°		EC NO: 643941 DRWN: XLDONG03 2020/08/21 CHK'D: JDENG02 2020/08/26 APPR: JDENG02 2020/08/26	
	4 PLACES ± 3 PLACES ± 2 PLACES ± 0.1 1 PLACE ± 0.2 0 PLACES ±	INITIAL REVISION: DRWN: SVERZYL 2008/06/17 APPR: VKOSHY 2010/11/04		DOCUMENT NUMBER: SD-33471-021 DOC TYPE: PSD DOC PART: 001 REVISION: C12	
	DRAFT WHERE APPLICABLE MUST REMAIN WITHIN DIMENSIONS 	THIRD ANGLE PROJECTION	DRAWING: D-SIZE SERIES: 33471	MATERIAL NUMBER: SEE BOM CUSTOMER: GENERAL MARKET SHEET NUMBER: 7 OF 7	

TABLE OF CONTENTS	
SHEET NO.	SHEET DESCRIPTION
1	NOTES AND BOM
2	CONFIGURATIONS
3-4	KEY CONFIGURATIONS
5	BLADE SEALED ASSEMBLY
6	SYSTEM PACKAGING
7	BACKSHELL NOTES
8	BACKSHELL
9	BACKSHELL CONFIGURATIONS

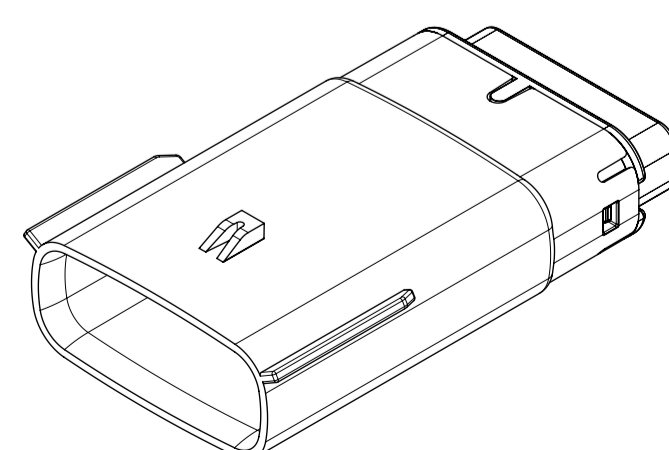
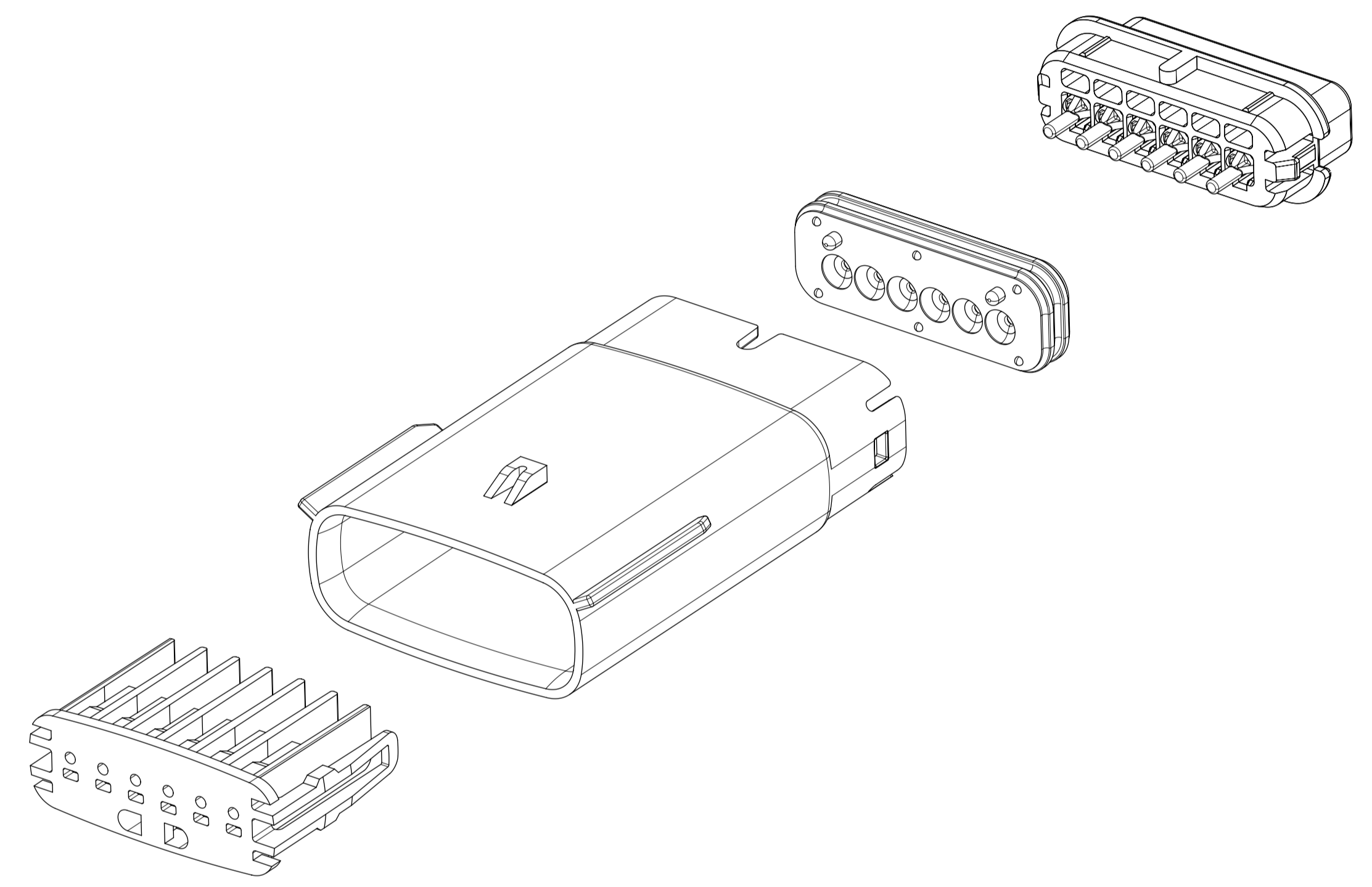
NOTES: VALID UNLESS OTHERWISE SPECIFIED

1. GENERAL:
- a. APPLICATION SPECIFICATION SEE: AS-33472-100
- CONTAINS: PRODUCT INTRODUCTION, PRODUCT SUMMARY, CONNECTOR ASSEMBLY, PACKAGING INFORMATION, CONNECTOR MATING, SERVICE INSTRUCTIONS, ELECTRICAL CONTINUITY CHECKING, CRIMPING, AND TROUBLESHOOTING.
 - DESIGNED TO MATE WITH RECEPTACLE SEALED ASSEMBLY AS SPECIFIED IN THE MATING CONNECTOR DRAWINGS CHART.
 - *DENOTES DRAWINGS THAT CAN BE ACCESSED AT <http://ewcap.uscarteams.org/>
 - ASSEMBLY SHIPPED WITH PLR IN PRE-LOCK POSITION (SEE PLR PRE-LOCK VIEW SHEET 5).
- b. PRODUCT SPECIFICATION SEE:
- STANDARD CONFIGURATION: PS-33471-000
 - UL V0 CONFIGURATION: PS-160105-0001
 - CONTAINS: PRODUCT INTRODUCTION, PRODUCT SUMMARY, RATINGS (CURRENT, TEMPERATURE, SEALING, AND FLAMMABILITY), TERMINALS, WIRE DIAMETER RANGE, PRODUCT VALIDATION, AND PRODUCT DEVIATIONS.
- c. PACKAGING SPECIFICATION PER MOLEX DRAWING: PK-31300-635 (PK-33471-000 FOR 1X5)
- d. PARTS MUST BE IN COMPLIANCE TO MOLEX CHEMICAL SUBSTANCES FOR PRODUCTS AND PACKAGING SPECIFICATION: QEHS-699000-300
- e. DATA MUST BE SUBMITTED UNDER THE MOLEX PART NUMBER TO IMDS (COMPANY ID#13255)
2. DESIGN - MATERIALS:
- a. FOR BILL OF MATERIALS SEE:
- STANDARD CONFIGURATION: SD-33481-0002
 - UL V0 CONFIGURATION: SD-160106-0002
3. DESIGN - GEOMETRY:
- a. THE 3-D CAD DATA IS BASIC (WITHOUT TOLERANCE) AND MASTER FOR THIS PART WITH THE EXCEPTION OF UNDERLINED DIMENSIONS. DIMENSIONAL INFORMATION NOT SHOWN ON THIS DRAWING IS DEFINED BY THE DATA FILE AT ITS LATEST REVISION.
- b. GEOMETRIC DIMENSIONS AND TOLERANCES PER ASME Y14.5M-2009
- c. EDGES AND UNDIMENSIONED DETAILS PER ISO13715
- d. CORNERS SHOWN AS SHARP TO BE R 0.2 MAX.
- e. LETTERING SHALL BE 0.15 MAX RAISED IN 0.25 MAX RECESS PAD. THIS INCLUDES RECYCLING CODE, CAVITY ID, VENDOR IDENTIFICATION, AND CUSTOMER MATERIAL NUMBER.
- f. VISUAL DEFECTS SHALL MEET COSMETIC STANDARD PS-45499-002 (Class B).
- g. LASER MARKING:
1. PART NUMBER
 2. DAY OF THE YEAR
 3. SHIFT
 4. YEAR
- FOR ADDITIONAL INFORMATION SEE SECTION 5 UNDER PROCEDURES IN ES-34735-008.

MATING CONNECTOR DRAWINGS	
DESCRIPTION	MOLEX INLINE
1X2	SD-33471-0001
1X6	SD-33471-0001



1X2

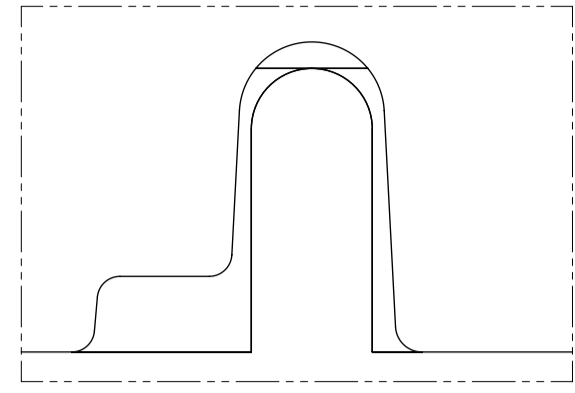


1X6

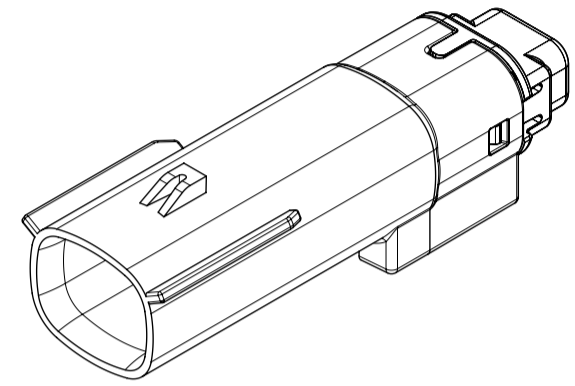
INSPECTION NUMBER LOG	
LAST NUMBER: 9	ADDED:
2	INITIAL RELEASE
1	UPDATED VIEWSETS
REV	REV DESCRIPTION
A1	NX REMASTERING , CHANGE PS DRAWING NUMBER FROM PS-160105-0001 TO PS-160074-0001 IN NOTES 1.b
A	MINOR GEOMETRY CHANGE FOR UL V0

SYMBOLS = 0 = 0 = 0 = 0 = 0 = 0 = 0 = 0 = 0	THIS DRAWING CONTAINS INFORMATION THAT IS PROPRIETARY TO MOLEX ELECTRONIC TECHNOLOGIES, LLC AND SHOULD NOT BE USED WITHOUT WRITTEN PERMISSION DIMENSION UNITS: MM ONLY SCALE: 1.5:1	CURRENT REV DESC: EC NO: 602373 DRWN: DSHETTY01 2018/05/25 CHK'D: MVANSLAMBROU 2018/10/04 APPR: MVANSLAMBROU 2018/10/04 INITIAL REVISION: DRWN: APROFFITT 2015/07/21 APPR: KDEKOSKI 2016/06/14	 MX150 BLADE SINGLE ROW SEALED ASSY MAT SEAL PRODUCT CUSTOMER DRAWING	
	GENERAL TOLERANCES (UNLESS SPECIFIED) ANGULAR TOL ± 1.0° 4 PLACES ± 3 PLACES ± 2 PLACES ± 0.1 1 PLACE ± 0.2 0 PLACES ±	DRAFT WHERE APPLICABLE MUST REMAIN WITHIN DIMENSIONS	THIRD ANGLE PROJECTION 	DOCUMENT NUMBER: SD-33481-0001 DOC TYPE: PSD DOC PART: 001 REVISION: A1
	A1-SIZE SERIES: 33481	MATERIAL NUMBER: SEE NOTE 2a. CUSTOMER: GENERAL MARKET SHEET NUMBER: 1 OF 9	DRAWING: A1-SIZE SERIES: 33481	SHEET NUMBER: 1 OF 9
	DOCUMENT STATUS: P1 RELEASE DATE: 2018/10/04 15:02:02	THIRD ANGLE PROJECTION 	DRAWING: A1-SIZE SERIES: 33481	SHEET NUMBER: 1 OF 9

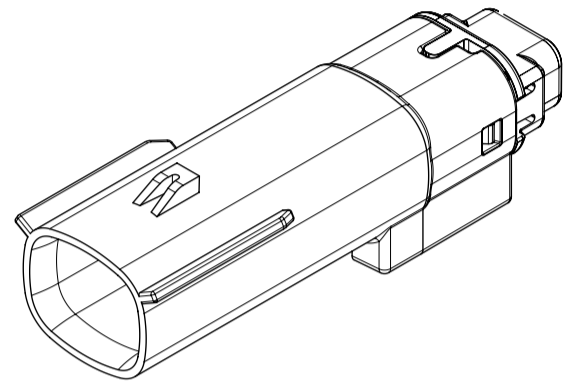
SHEET DESCRIPTION
CONFIGURATIONS



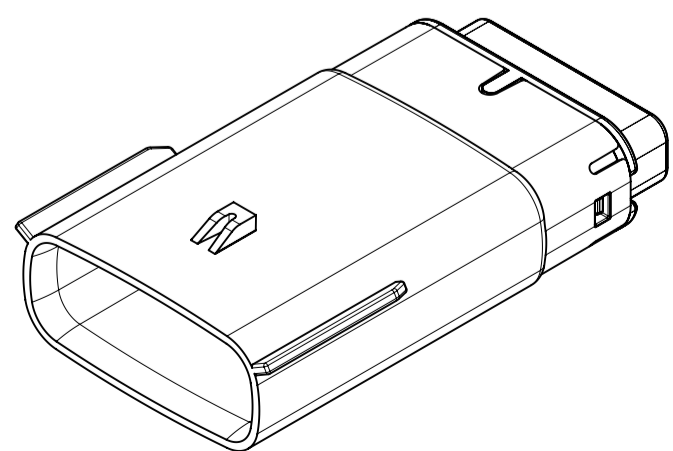
UL V0 UNIQUE FEATURE
Partial1
SCALE 10:1



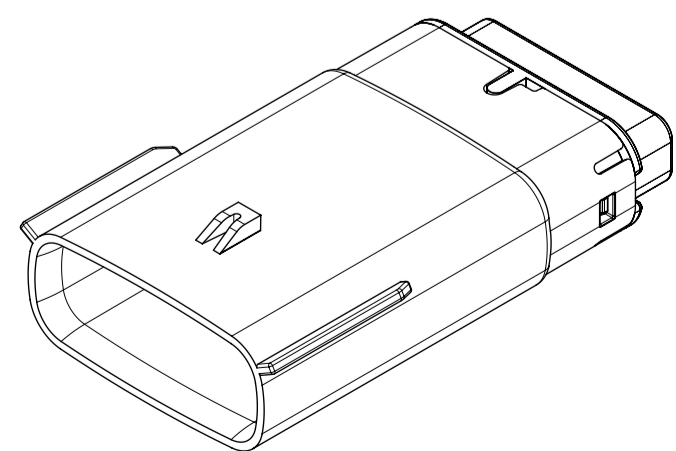
1x2 - STD



1X2 - UL V0*



1x6 - STD

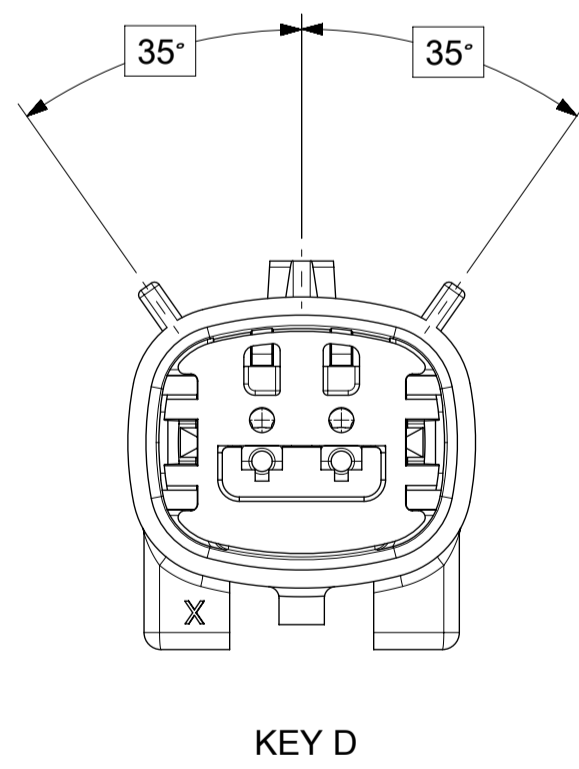
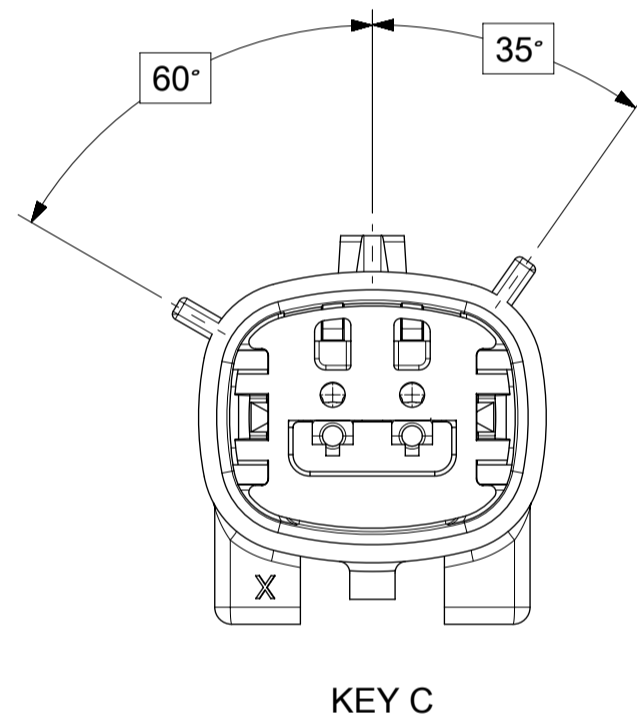
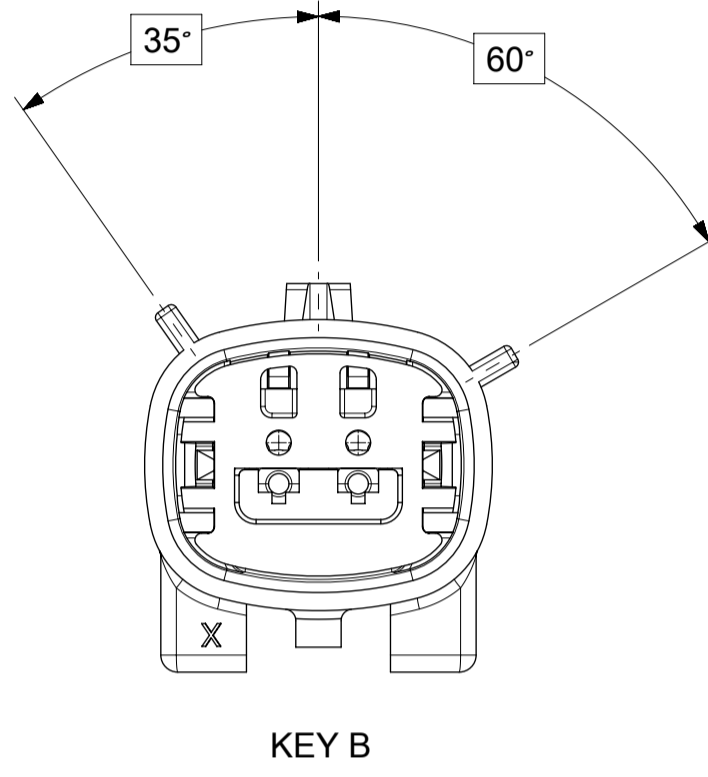
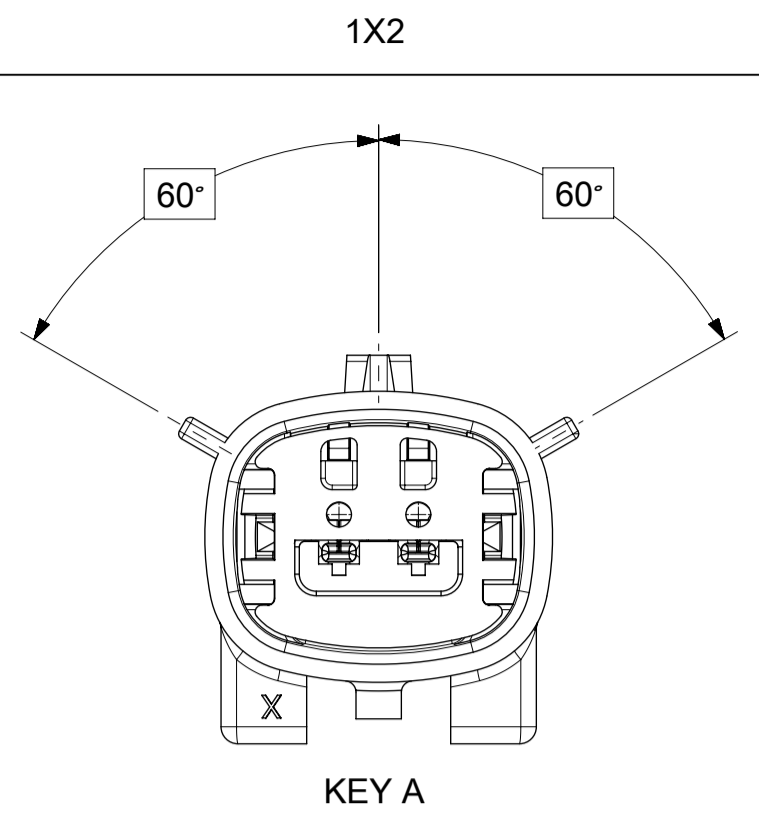


1x6 - UL V0*

* MINOR GEOMETRY DIFFERENCE THAN STANDARD CONFIGURATION.
SEE NOTES 1 & 2 FOR MORE INFORMATION

SYMBOLS	THIS DRAWING CONTAINS INFORMATION THAT IS PROPRIETARY TO MOLEX ELECTRONIC TECHNOLOGIES, LLC AND SHOULD NOT BE USED WITHOUT WRITTEN PERMISSION		CURRENT REV DESC:							
	DIMENSION UNITS	SCALE						EC NO: 602373	DRWN: DSHETTY01	2018/05/25
▽ = 0	MM ONLY	1.5:1	GENERAL TOLERANCES (UNLESS SPECIFIED)		CHK'D: MVANSLAMBROU	2018/10/04	PRODUCT CUSTOMER DRAWING			
▽ = 0	ANGULAR TOL ± 1.0°		APPR: MVANSLAMBROU		2018/10/04	DOCUMENT NUMBER		DOC TYPE	DOC PART	REVISION
▽ = 0	4 PLACES	±	INITIAL REVISION:		DRWN: APROFFITT	2015/07/21	SD-33481-0001	PSD	001	A1
▽ = 0	3 PLACES	±	DRWN: APROFFITT		2015/07/21	2016/06/14	MATERIAL NUMBER	CUSTOMER	SHEET NUMBER	
▽ = 0	2 PLACES	± 0.1	APPR: KDEKOSKI		2016/06/14	2016/06/14	SEE NOTE 2a.	GENERAL MARKET	2 OF 9	
▽ = 0	1 PLACE	± 0.2	DRAFT WHERE APPLICABLE MUST REMAIN WITHIN DIMENSIONS		THIRD ANGLE PROJECTION	DRAWING	A1-SIZE	33481		
▽ = 0	0 PLACES	±				SERIES				

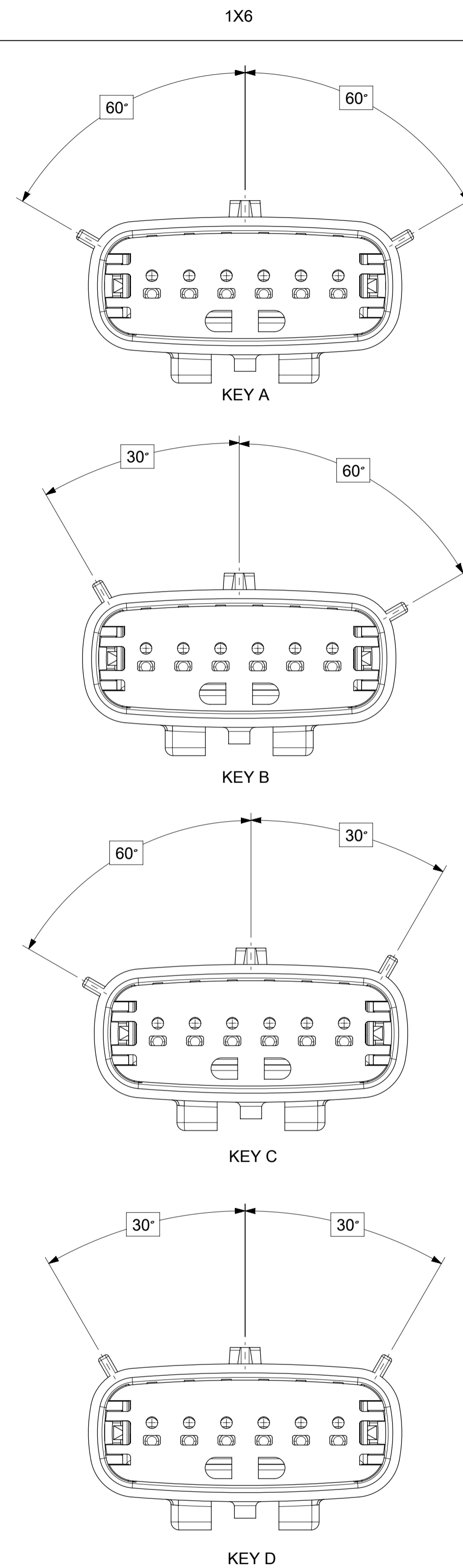
SHEET DESCRIPTION
KEY CONFIGURATIONS



SYMBOLS		THIS DRAWING CONTAINS INFORMATION THAT IS PROPRIETARY TO MOLEX ELECTRONIC TECHNOLOGIES, LLC AND SHOULD NOT BE USED WITHOUT WRITTEN PERMISSION		CURRENT REV DESC:				
= 0	DIMENSION UNITS	SCALE	MM ONLY 3:1					
= 0	GENERAL TOLERANCES (UNLESS SPECIFIED)		ANGULAR TOL ± 1.0°			INITIAL REVISION: DRWN: APROFFITT 2015/07/21 APPR: KDEKOSKI 2016/06/14		
= 0	4 PLACES	±						
= 0	3 PLACES	±				DOC TYPE DOC PART REVISION PSD 001 A1		
= 0	2 PLACES	± 0.1						
= 0	1 PLACE	± 0.2				THIRD ANGLE PROJECTION DRAWING SERIES A1-SIZE 33481		
= 0	0 PLACES	±						
= 0	DRAFT WHERE APPLICABLE MUST REMAIN WITHIN DIMENSIONS							

DOCUMENT STATUS	P1	RELEASE DATE	2018/10/04	15:02:02
-----------------	----	--------------	------------	----------

SHEET DESCRIPTION
KEY CONFIGURATIONS CONT.

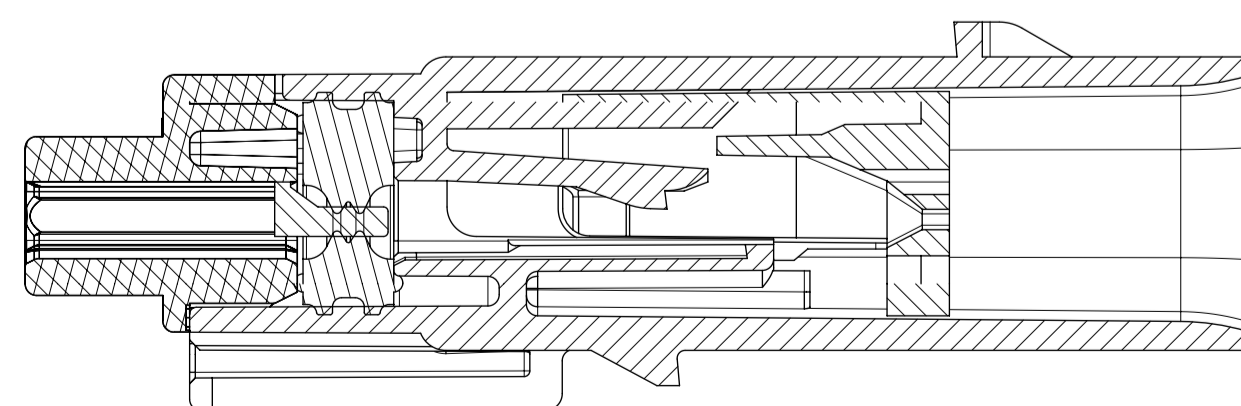
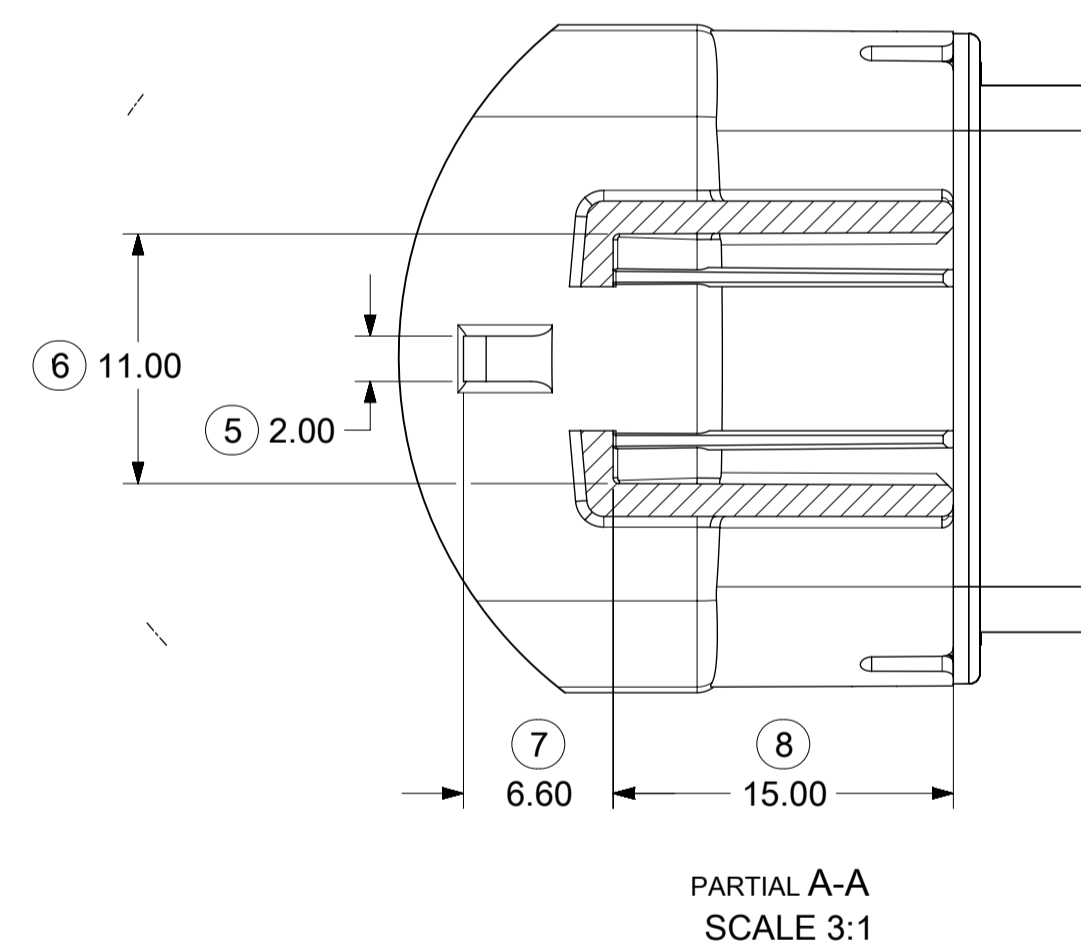
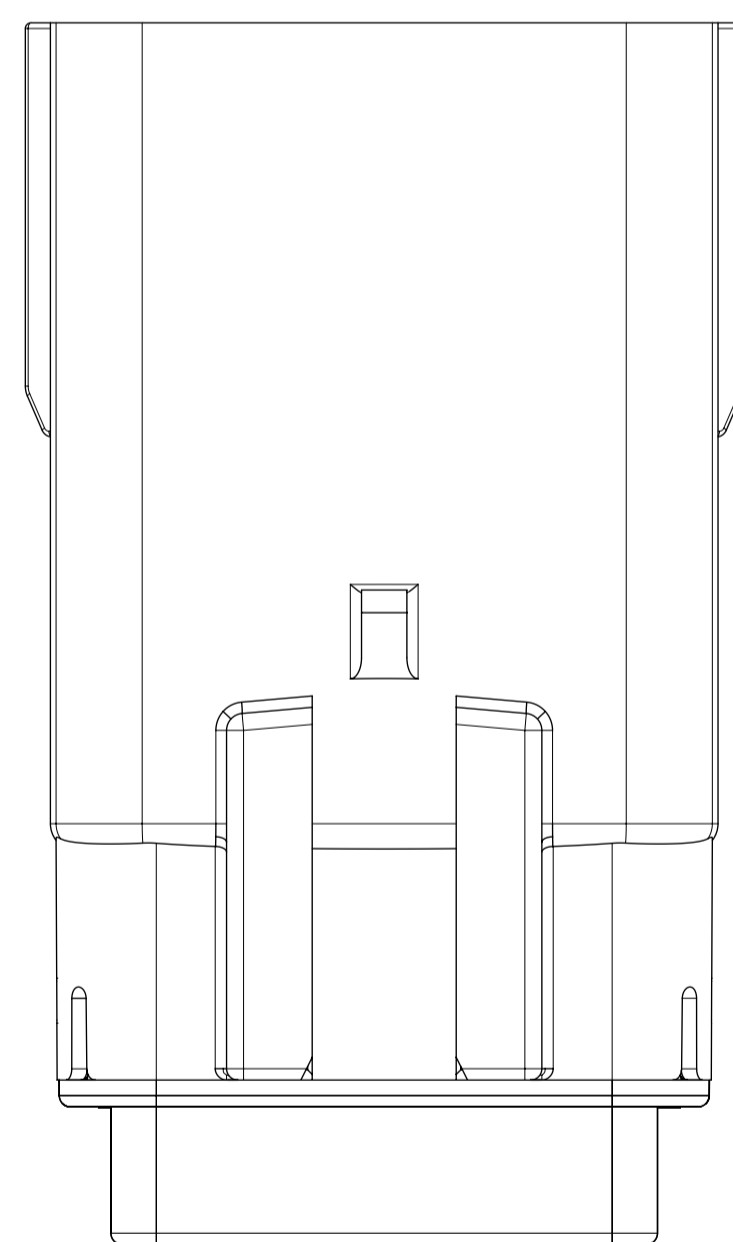
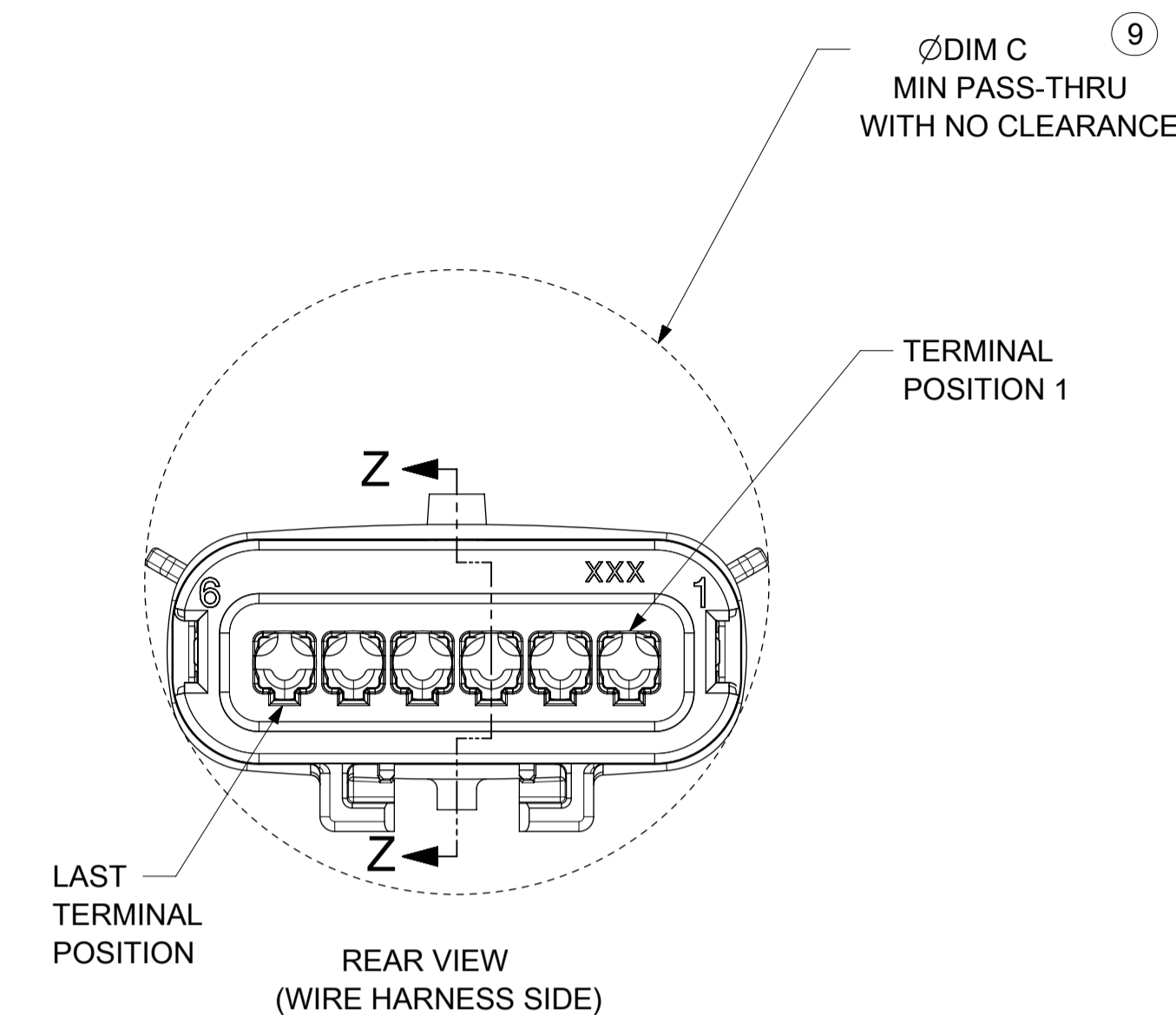
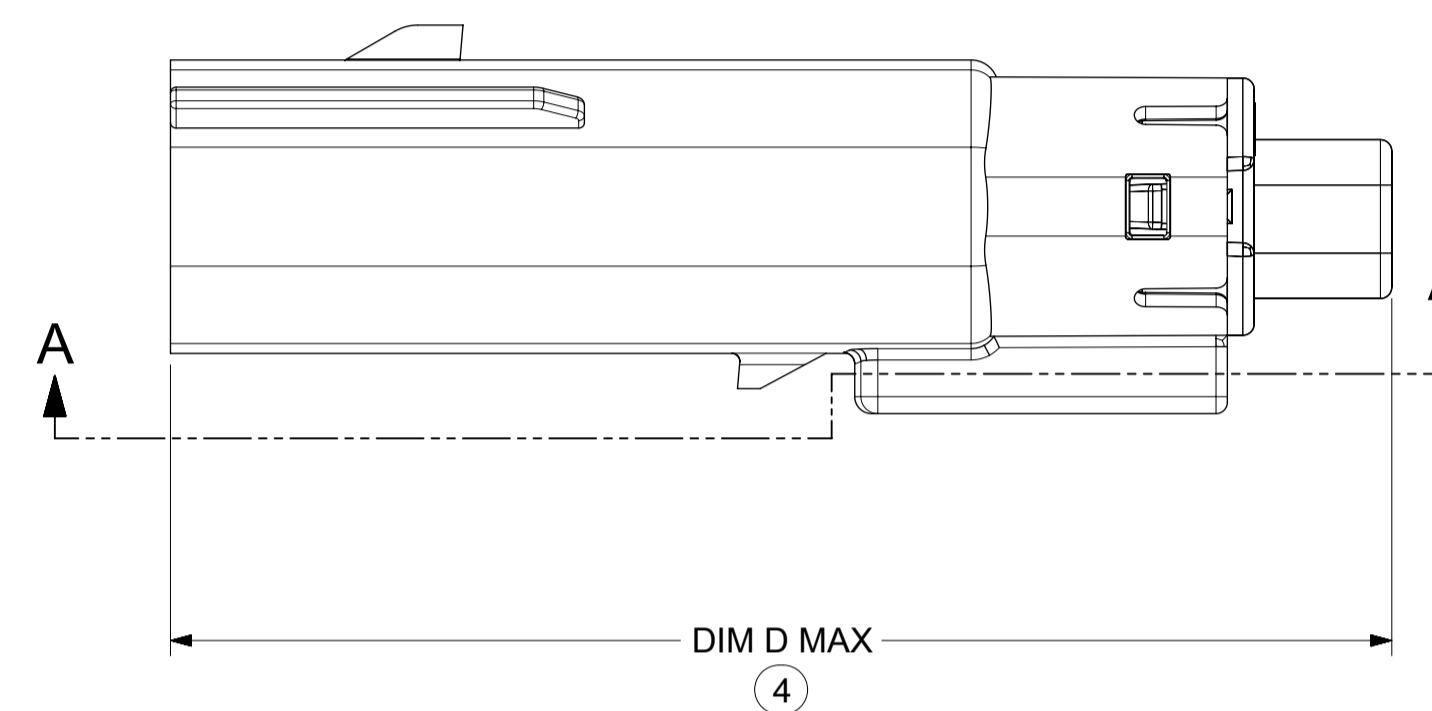
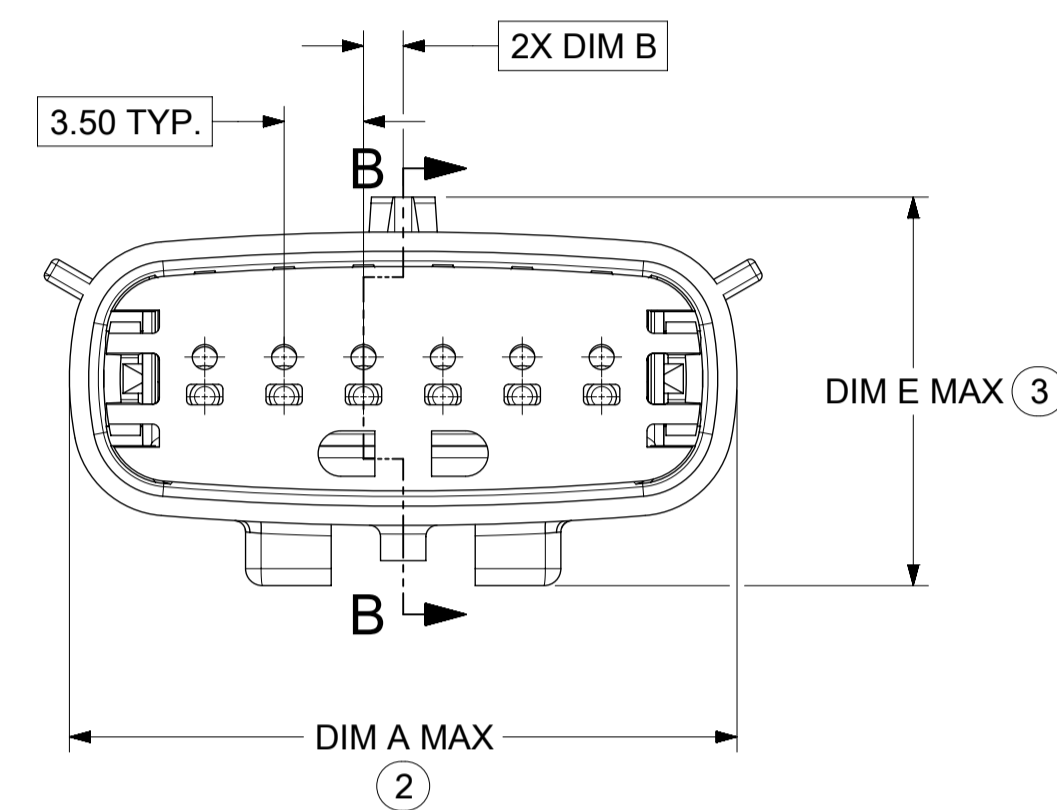
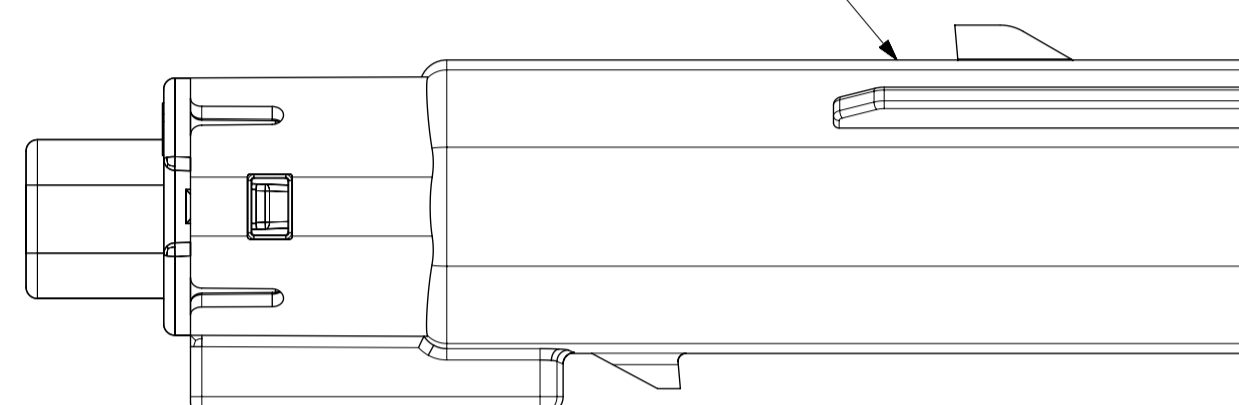


SYMBOLS = 0 = 0 = 0 = 0 = 0 = 0 = 0 = 0 = 0 = 0	THIS DRAWING CONTAINS INFORMATION THAT IS PROPRIETARY TO MOLEX ELECTRONIC TECHNOLOGIES, LLC AND SHOULD NOT BE USED WITHOUT WRITTEN PERMISSION DIMENSION UNITS: MM ONLY SCALE: 3:1	CURRENT REV DESC: EC NO: 602373 DRWN: DSHETTY01 2018/05/25 CHK'D: MVANSLAMBROU 2018/10/04 APPR: MVANSLAMBROU 2018/10/04	 MX150 BLADE SINGLE ROW SEALED ASSY MAT SEAL		
	GENERAL TOLERANCES (UNLESS SPECIFIED) ANGULAR TOL ± 1.0° 4 PLACES ± 3 PLACES ± 2 PLACES ± 0.1 1 PLACE ± 0.2 0 PLACES ±	INITIAL REVISION: DRWN: APROFFITT 2015/07/21 APPR: KDEKOSKI 2016/06/14	PRODUCT CUSTOMER DRAWING DOCUMENT NUMBER: SD-33481-0001 DOC TYPE: PSD DOC PART: 001 REVISION: A1	MATERIAL NUMBER: SEE NOTE 2a. CUSTOMER: GENERAL MARKET SHEET NUMBER: 4 OF 9	
DRAFT WHERE APPLICABLE MUST REMAIN WITHIN DIMENSIONS THIRD ANGLE PROJECTION 	DRAWING: A1-SIZE SERIES: 33481				

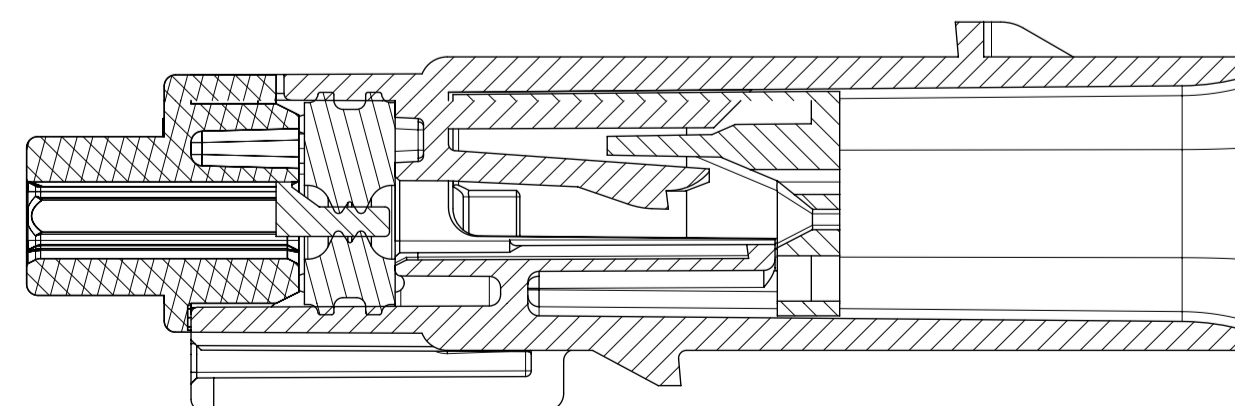
SHEET DESCRIPTION
BLADE SEALED ASSEMBLY

DESCRIPTION	DIMENSIONS				
	A	B	C	D	E
1X2	N/A	1.75	21.00	55.50	17.30
1X6	29.69	1.75	31.71	54.45	17.23

OPTIONAL LASER MARKING ON THIS SURFACE SEE NOTE 3g.



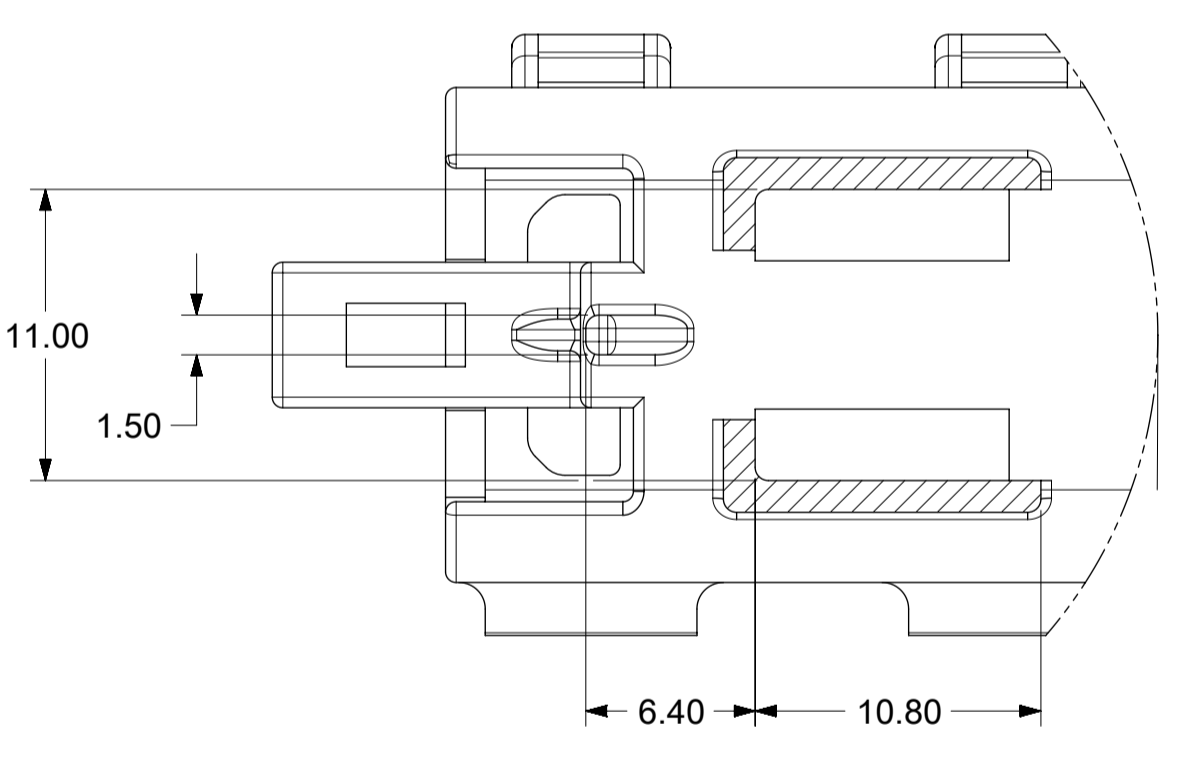
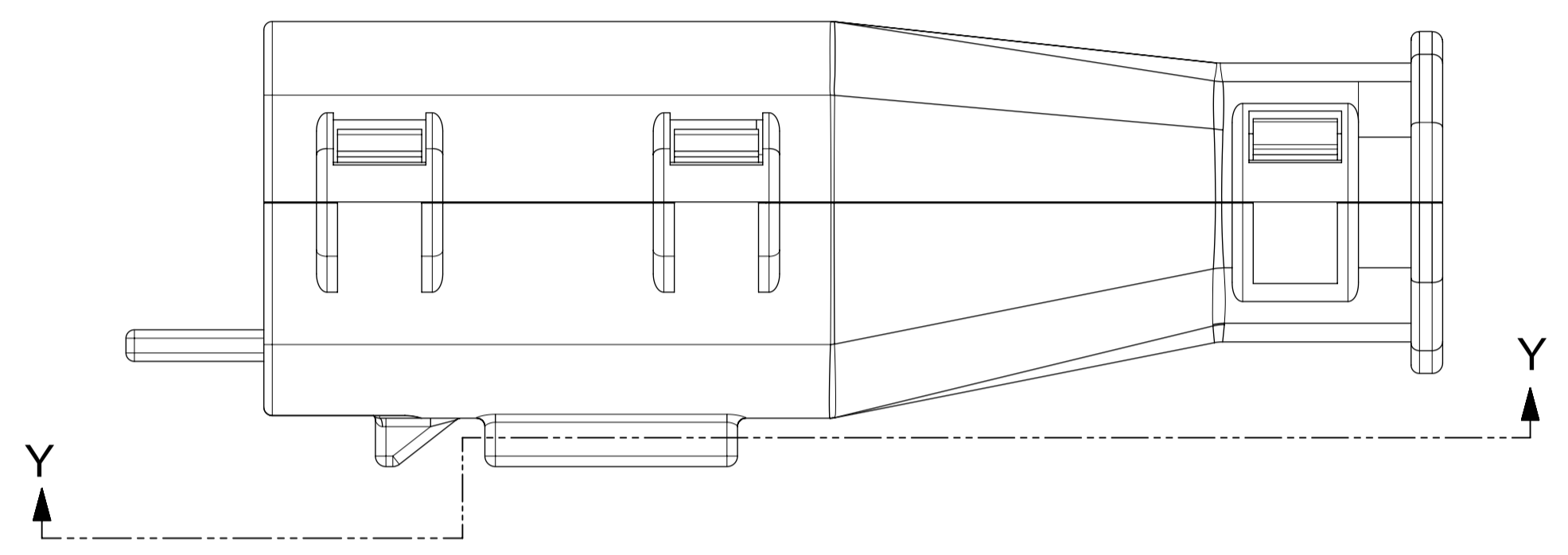
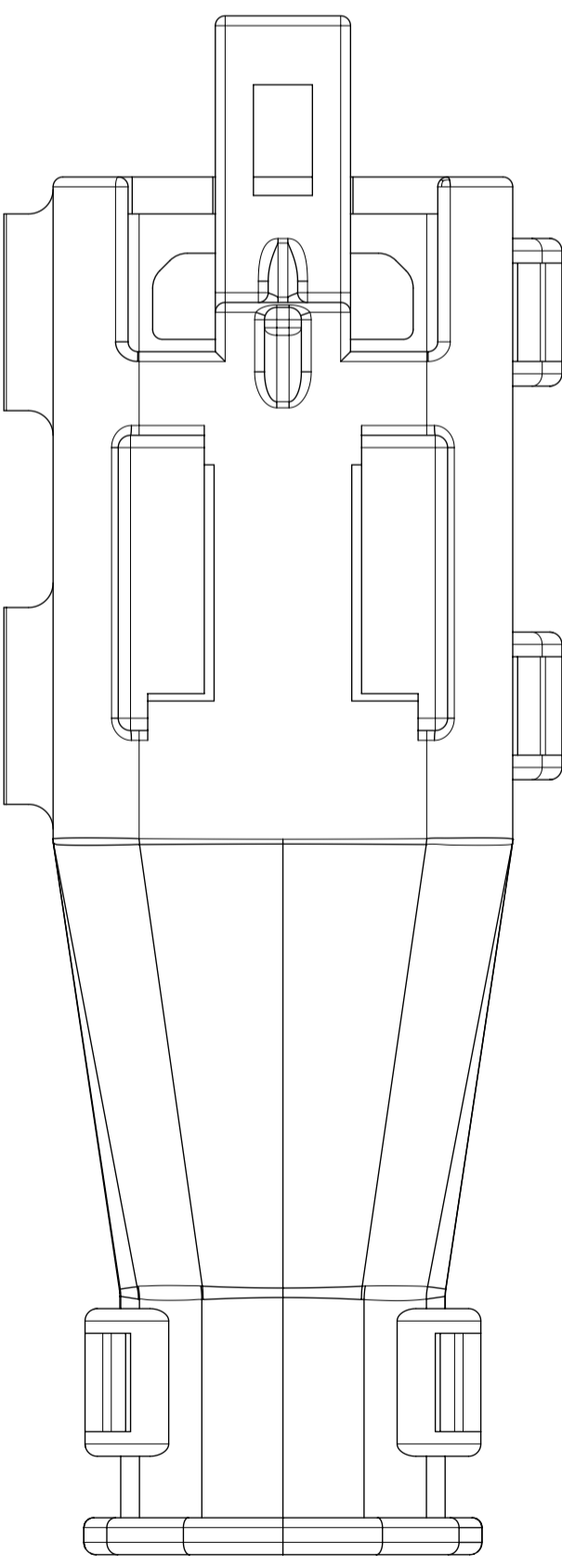
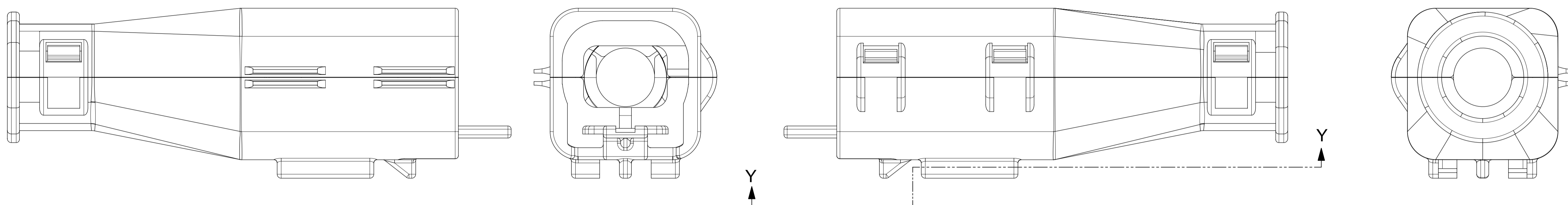
PRIMARY LOCK REINFORCEMENT (PLR) SHOWN IN PRE-STAGED POSITION
SECTION B-B



PRIMARY LOCK REINFORCEMENT (PLR) SHOWN IN FINAL-LOCK POSITION
SECTION Z-Z

SYMBOLS = 0 = 0 = 0 = 0 = 0 = 0 = 0 = 0	THIS DRAWING CONTAINS INFORMATION THAT IS PROPRIETARY TO MOLEX ELECTRONIC TECHNOLOGIES, LLC AND SHOULD NOT BE USED WITHOUT WRITTEN PERMISSION		CURRENT REV DESC: EC NO: 602373 DRWN: DSHETTY01 2018/05/25 CHK'D: MVANSLAMBROU 2018/10/04 APPR: MVANSLAMBROU 2018/10/04			
	DIMENSION UNITS SCALE MM ONLY 3:1		GENERAL TOLERANCES (UNLESS SPECIFIED) ANGULAR TOL ± 1.0°			MX150 BLADE SINGLE ROW SEALED ASSY MAT SEAL
	DRAFT WHERE APPLICABLE MUST REMAIN WITHIN DIMENSIONS		INITIAL REVISION: DRWN: APROFFITT 2015/07/21 APPR: KDEKOSKI 2016/06/14			PRODUCT CUSTOMER DRAWING
	THIRD ANGLE PROJECTION		DRAWING SERIES A1-SIZE 33481			DOCUMENT NUMBER DOC TYPE DOC PART REVISION SD-33481-0001 PSD 001 A1
DOCUMENT STATUS P1 RELEASE DATE 2018/10/04 15:02:02	MATERIAL NUMBER CUSTOMER SHEET NUMBER SEE NOTE 2a. GENERAL MARKET 5 OF 9					

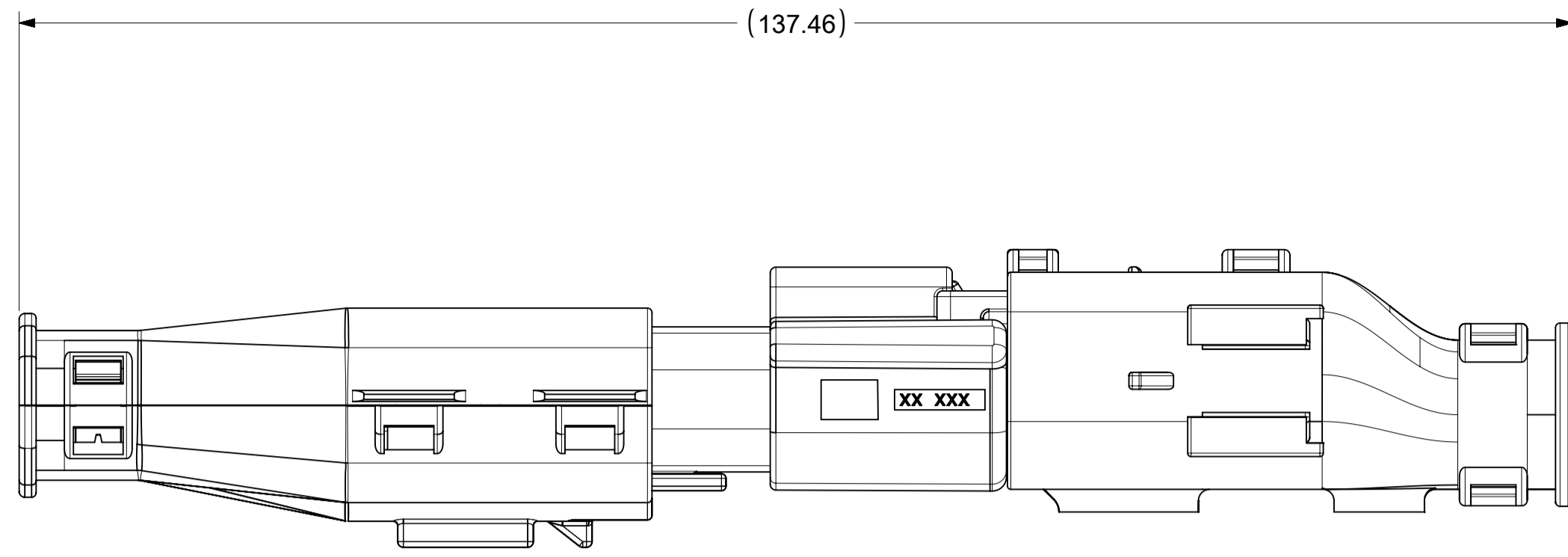
SHEET DESCRIPTION
BACKSHELL



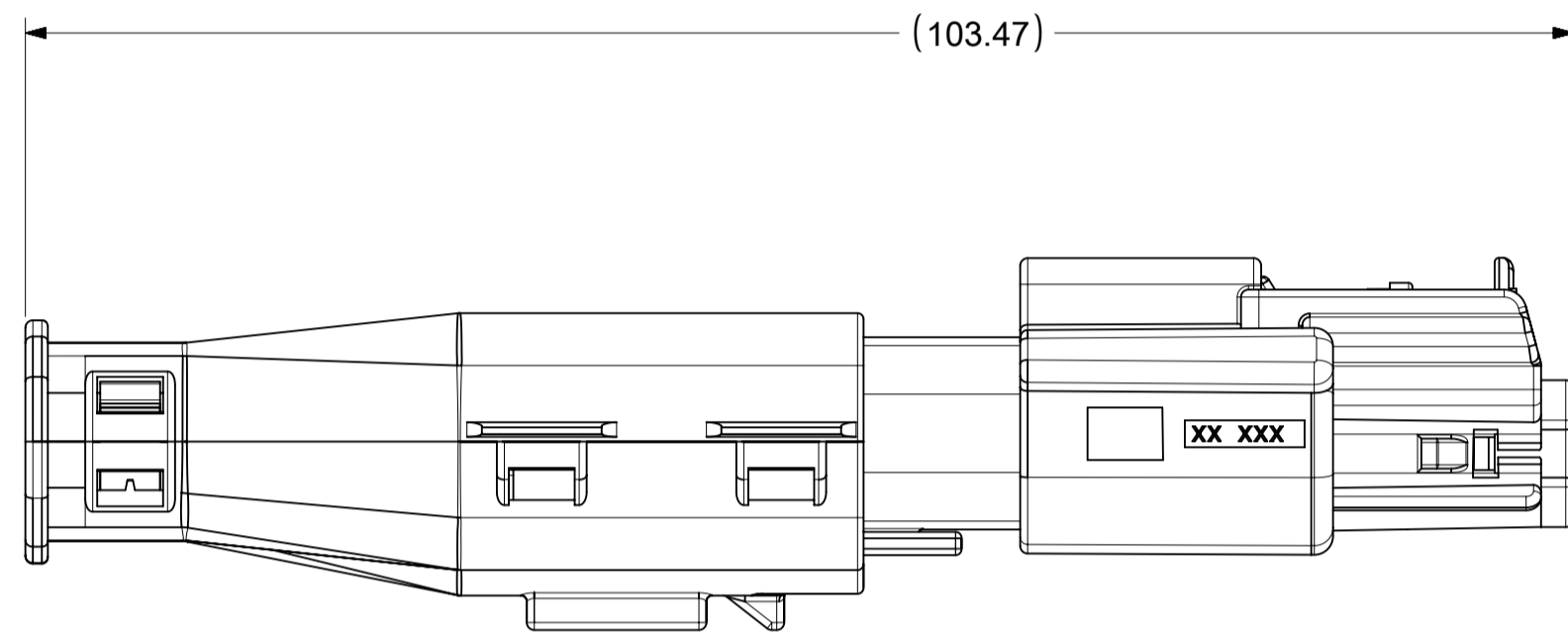
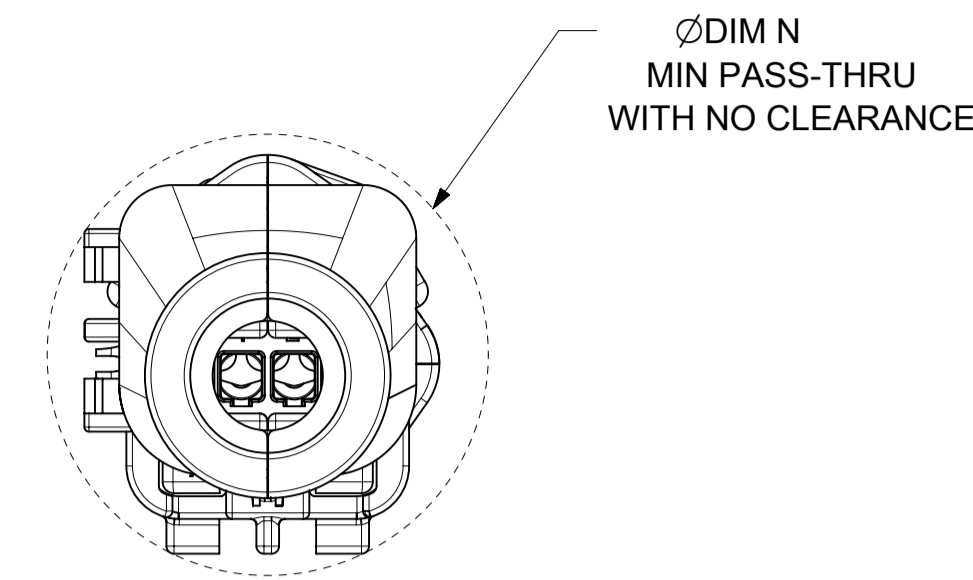
SYMBOLS = 0 = 0 = 0 = 0 = 0 = 0 = 0 = 0 = 0 = 0 = 0 = 0 = 0 = 0 = 0	THIS DRAWING CONTAINS INFORMATION THAT IS PROPRIETARY TO MOLEX ELECTRONIC TECHNOLOGIES, LLC AND SHOULD NOT BE USED WITHOUT WRITTEN PERMISSION		CURRENT REV DESC: EC NO: 602373 DRWN: DSHETTY01 2018/05/25 CHK'D: MVANSLAMBROU 2018/10/04 APPR: MVANSLAMBROU 2018/10/04		 MX150 BLADE SINGLE ROW SEALED ASSY MAT SEAL		
	DIMENSION UNITS MM ONLY	SCALE 3.5:1	GENERAL TOLERANCES (UNLESS SPECIFIED) ANGULAR TOL ± 1.0°				
	INITIAL REVISION: DRWN: APROFFITT 2015/07/21 APPR: KDEKOSKI 2016/06/14		DOCUMENT NUMBER SD-33481-0001	DOC TYPE PSD	DOC PART 001	REVISION A1	
	DRAFT WHERE APPLICABLE MUST REMAIN WITHIN DIMENSIONS		THIRD ANGLE PROJECTION 	DRAWING A1-SIZE	SERIES 33481	MATERIAL NUMBER SEE NOTE 2a.	CUSTOMER GENERAL MARKET

SHEET DESCRIPTION
BACKSHELL CONFIGURATIONS

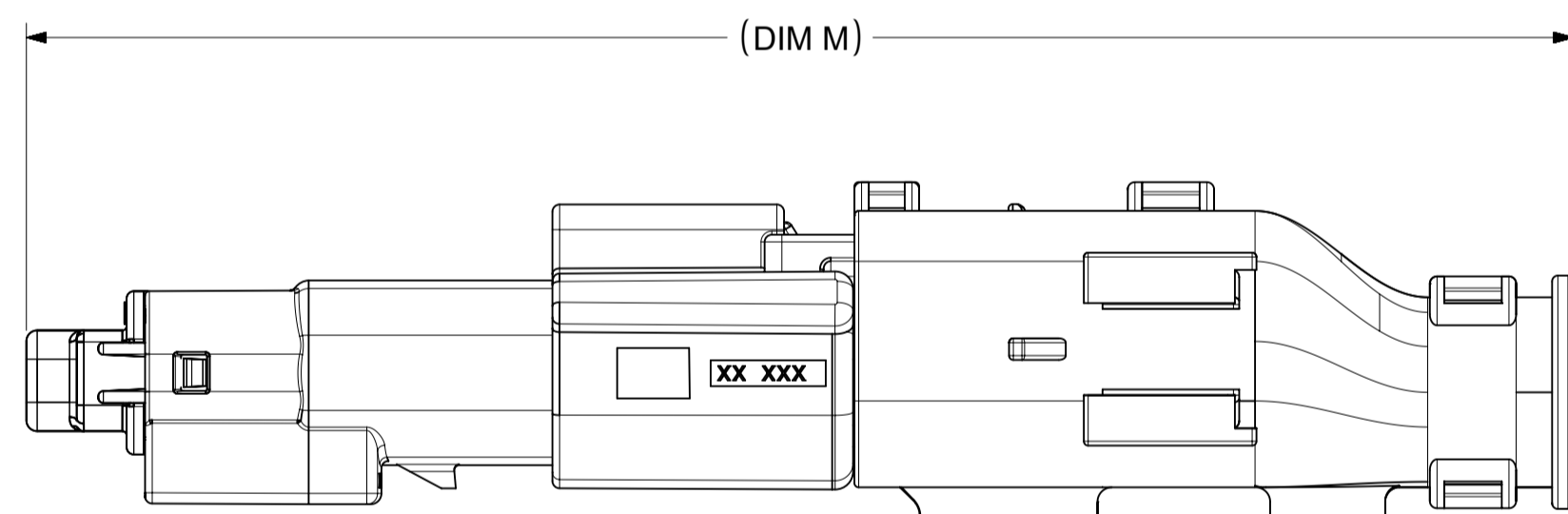
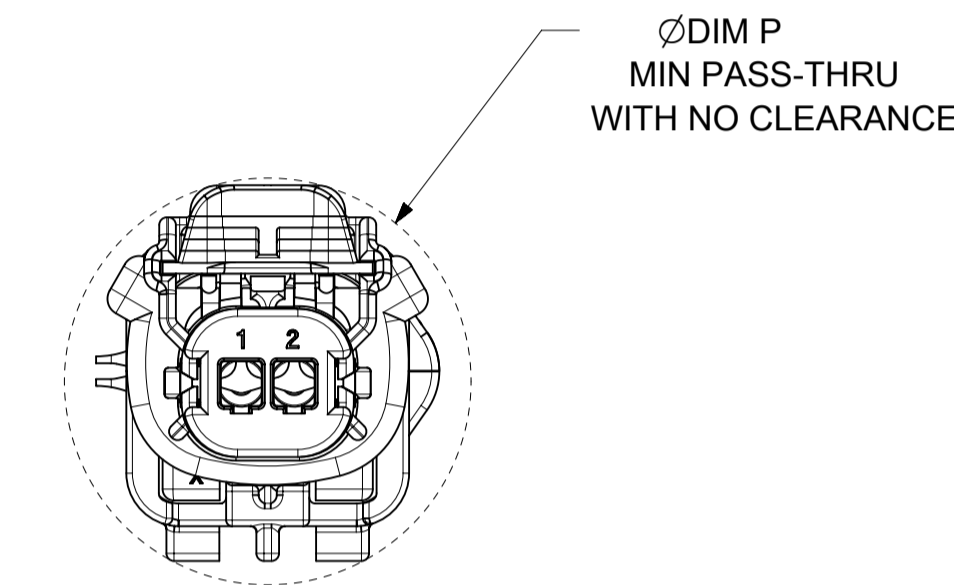
CKT	BLADE CONFIGURATION	RECEPTACLE CONFIGURATION	DIMENSIONS				
			M	N	P	R	S
1X2	STANDARD	STANDARD	107.84	29.50	27.00	26.25	25.00



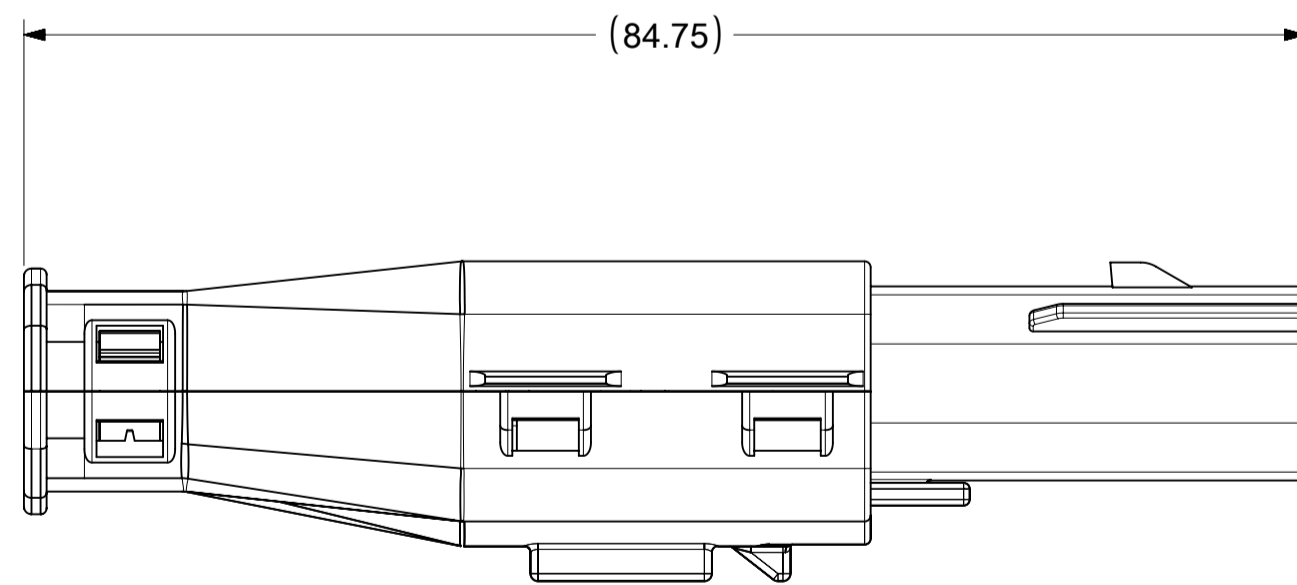
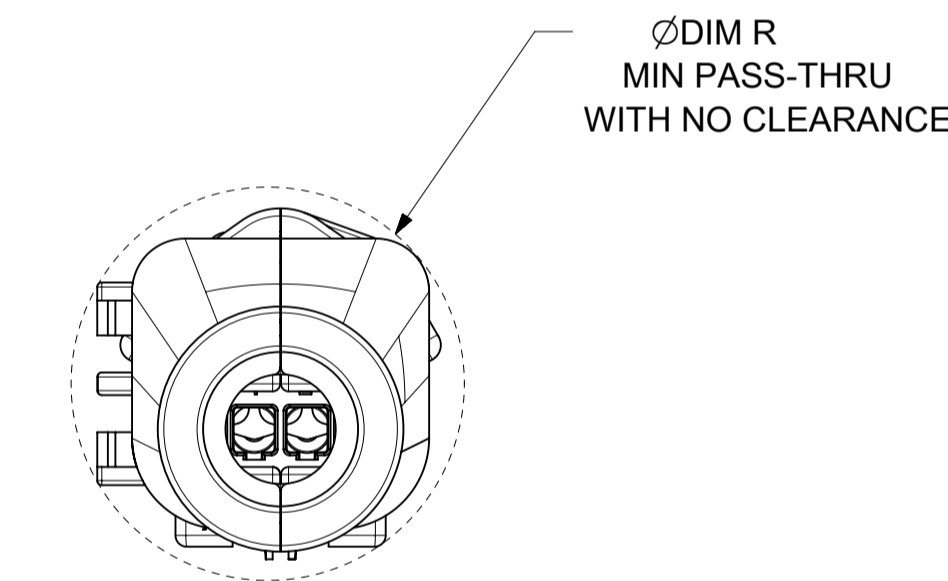
OVERALL MATED SYSTEM WITH BLADE AND RECEPTACLE BACKSHELL



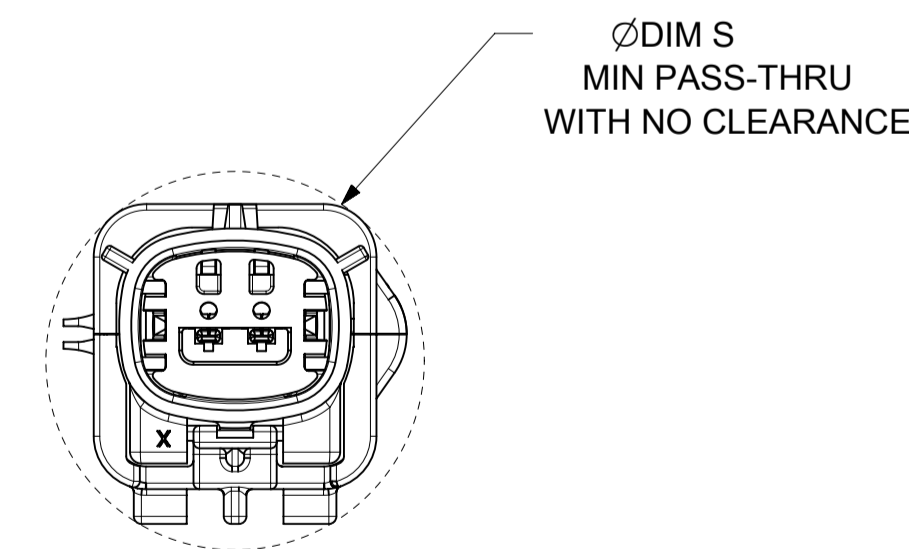
OVERALL MATED SYSTEM WITH BLADE BACKSHELL



OVERALL MATED SYSTEM WITH RECEPTACLE BACKSHELL



BLADE SEALED ASSEMBLY WITH BLADE BACKSHELL



SYMBOLS = 0 = 0 = 0 = 0 = 0 = 0 = 0 = 0 = 0 = 0	THIS DRAWING CONTAINS INFORMATION THAT IS PROPRIETARY TO MOLEX ELECTRONIC TECHNOLOGIES, LLC AND SHOULD NOT BE USED WITHOUT WRITTEN PERMISSION DIMENSION UNITS: MM ONLY SCALE: 2:1	CURRENT REV DESC: EC NO: 602373 DRWN: DSHETTY01 2018/05/25 CHK'D: MVANSLAMBROU 2018/10/04 APPR: MVANSLAMBROU 2018/10/04 INITIAL REVISION: DRWN: APROFFITT 2015/07/21 APPR: KDEKOSKI 2016/06/14	 MX150 BLADE SINGLE ROW SEALED ASSY MAT SEAL		
	GENERAL TOLERANCES (UNLESS SPECIFIED) ANGULAR TOL ± 1.0° 4 PLACES ± 3 PLACES ± 2 PLACES ± 0.1 1 PLACE ± 0.2 0 PLACES ±	DRAFT WHERE APPLICABLE MUST REMAIN WITHIN DIMENSIONS	THIRD ANGLE PROJECTION 	DRAWING: A1-SIZE SERIES: 33481	MATERIAL NUMBER: SEE NOTE 2a. CUSTOMER: GENERAL MARKET