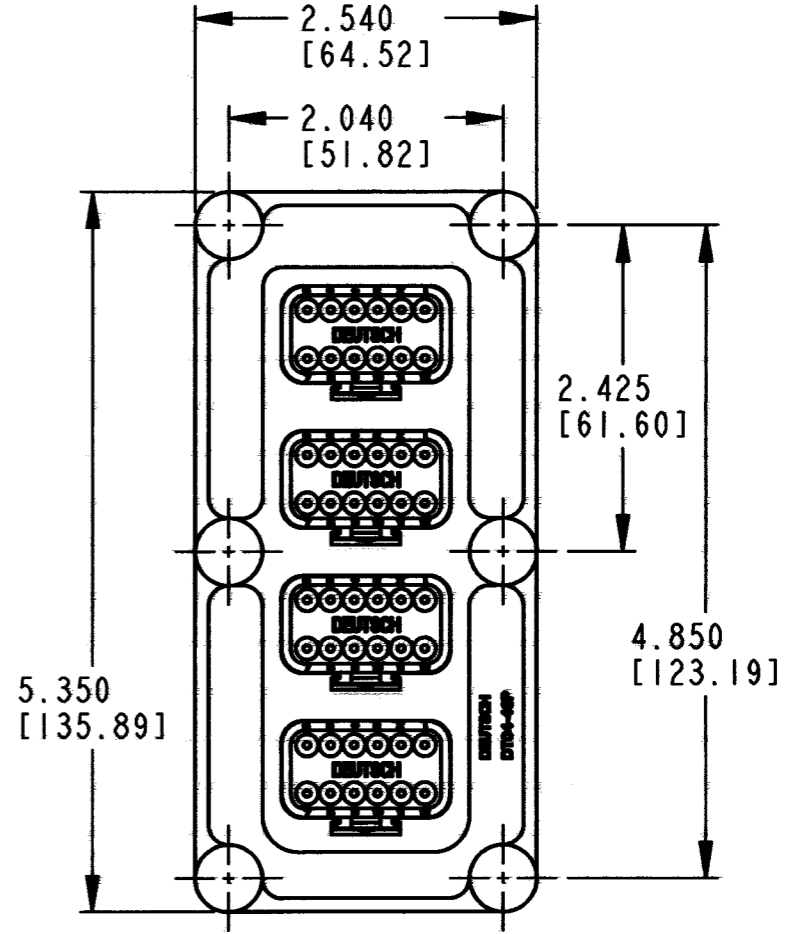
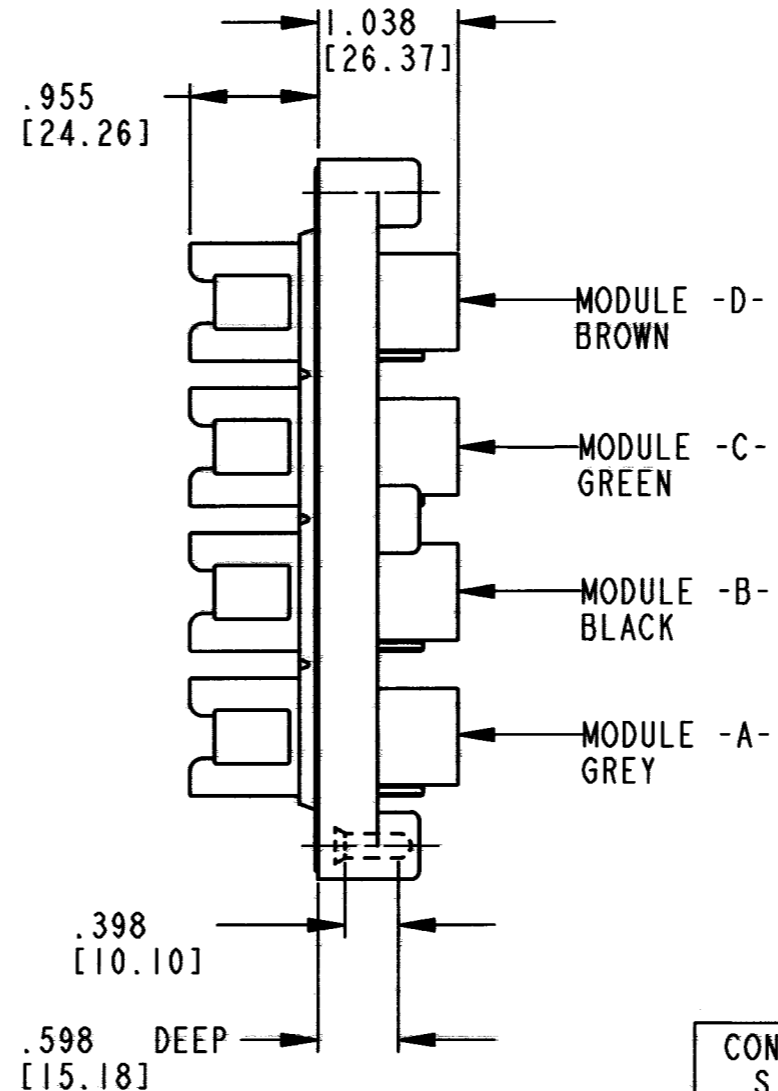
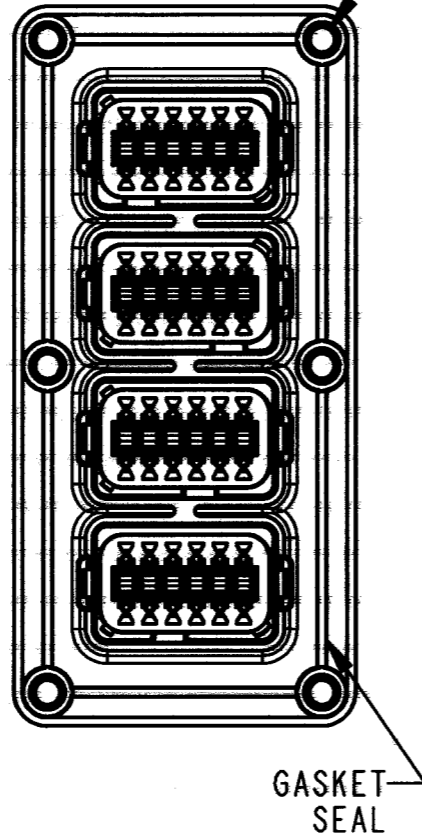
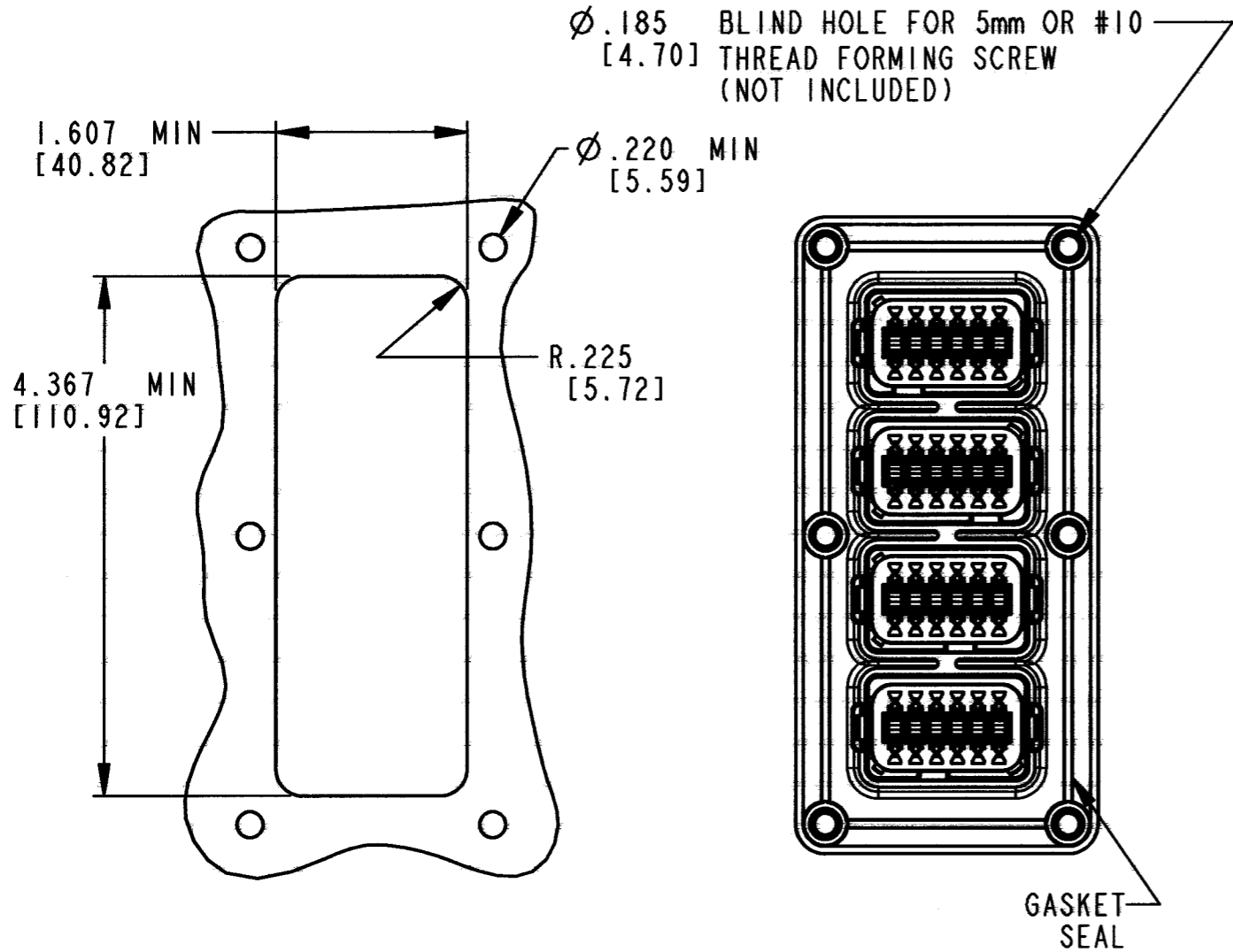


**RECOMMENDED
PANEL CUTOUT**



REVISIONS			
SYM	DESCRIPTION	DATE	APPROVED
NC	NEW RELEASE PER E.O. P17099	1/23/01	R.D.R.
A	REVISED PER E.O. P21282	4-12-12	RDR

CONTACT SIZE	MIN. INSUL O.D.	MAX. INSUL O.D.	WIRE RANGE [mm ²]
16	.088 [2.24]	.145 [3.68]	14-20 AWG [2.0-0.5]

5. MATERIAL - HOUSINGS AND FLANGE: PLASTIC
SEALS: RUBBER
4. EACH RECEPTACLE MODULE HAS OWN KEYING ARRANGEMENT (A,B,C,D) AND HAS SAME COLOR AS MATCHING PLUG PART NUMBER DT06-12S*-****. (* = KEY ARR. A,B,C,D; **** = MODIFICATION)
3. FOR CONTACTS AND WIRE PERFORMANCE AND APPLICATION CHARACTERSTICS, SEE ENVELOPE DRAWING 0425-015-0000 AND 0425-017-0000.
2. ALL DIMENSIONS ARE ±.025[0.63] UNLESS OTHERWISE SPECIFIED.

NOTES: 1. ALL DIMENSIONS ARE INCHES [MILLIMETERS].

SIGNATURE & DATE	
DR	T. YOHANNES 15JAN01
CHK	<i>[Signature]</i> 4/11/2012
PE	<i>[Signature]</i> 7/8/12
APPD	<i>[Signature]</i> 4/12/12
SCALE	NONE WT

RECEPTACLES
48 PIN SIZE 16
DT SERIES

ENVELOPE

EP	MATL. CODE
3850 INDUSTRIAL AVE. HEMET, CA 92545	
B DT04-48P-B016	
DWG SIZE	CODE 11139 SHEET OF