

DO NOT SCALE FROM THIS PRINT

DESIGNED & DIMENSIONED IN MILLIMETERS [INCHES]

SMA-J-C-X-ST-SB2

GENDER
-J: JACK

TYPE
-C: CABLE

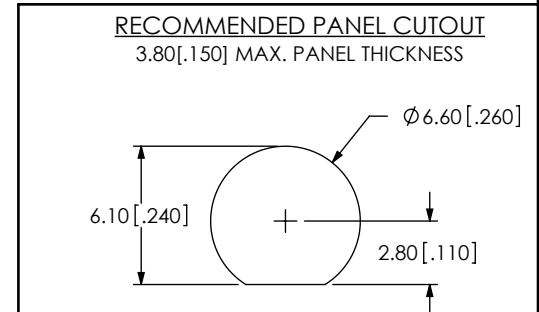
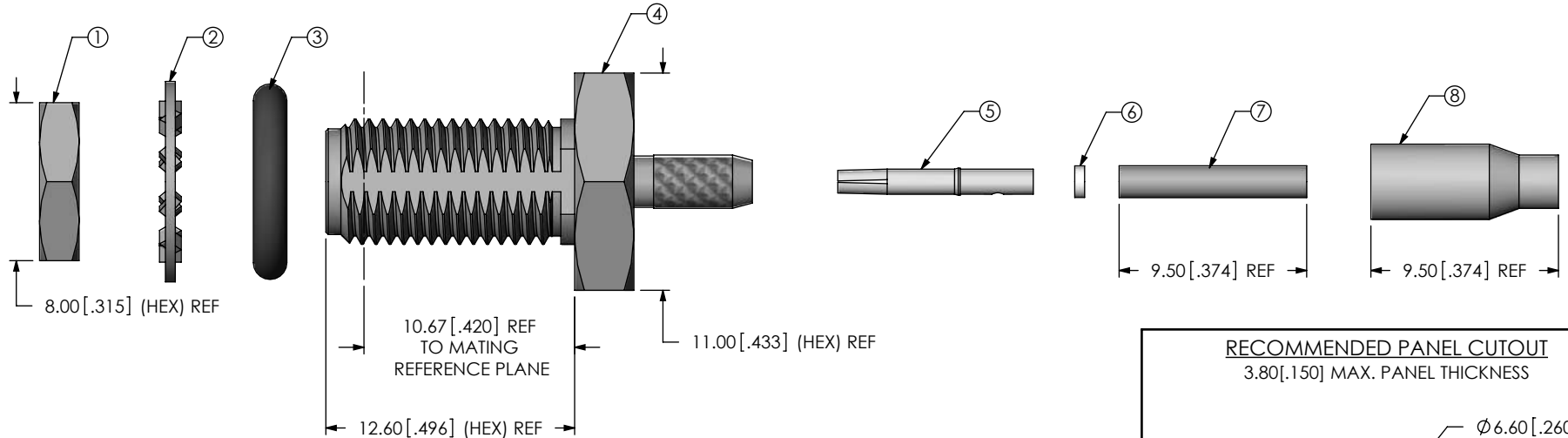
TERMINATION
-SB2: SEALED BULKHEAD (RG178)

ORIENTATION
-ST: STRAIGHT

PLATING SPECIFICATION
-H: 30µ" GOLD CENTER CONTACT,
3µ" GOLD OUTER CONTACT
(SEE TABLE 1)

TABLE 1

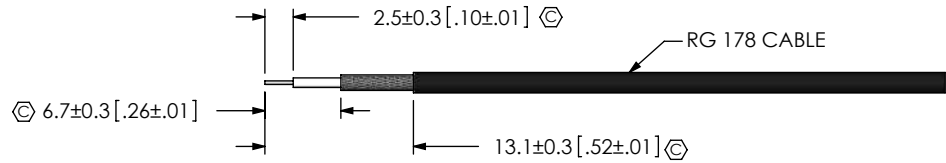
| ITEM | COMPONENT | -H |
|------|---------------|----------------------|
| 1 | NUT | SMA-NUT-001-F |
| 2 | LOCK WASHER | SMA-LWAS-001-F |
| 3 | GASKET | SMA-GKT-002 |
| 4 | SUB-ASSEMBLY | SUB-SMA-J-C-F-ST-SB1 |
| 5 | SOCKET | SMA-SKT-002-H |
| 6 | INSULATOR | SMA-INS-001 |
| 7 | INNER FERRULE | SMA-FER-003-N |
| 8 | OUTER FERRULE | MCX-FER-004-F |



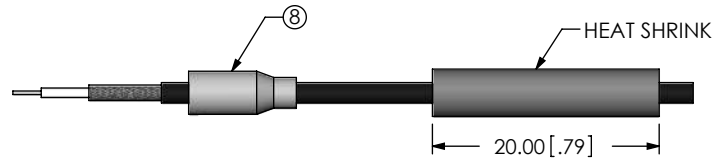
NOTES:

- NOTE DELETED.
- NOTE DELETED.
- PRODUCT TO BE BULK PACKAGED PER PACKAGING STANDARD CO-RF-WI-3040-M.
- NOTE DELETED.

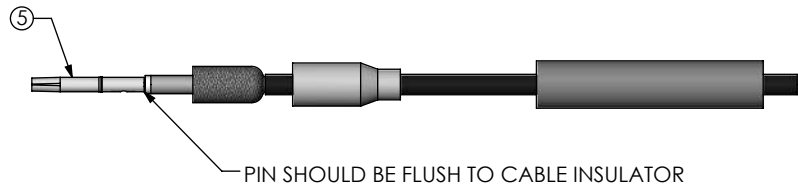
| | | | | | | | | | | | |
|---|---|--------|-----------------|----|--------------------|--|-----------------------|--|---|---|--|
| <p>UNLESS OTHERWISE SPECIFIED, DIMENSIONS ARE IN MILLIMETERS. TOLERANCES ARE:</p> <table border="0"> <tr> <td>DECIMALS</td> <td>ANGLES</td> </tr> <tr> <td>X.X: ±0.3 [.01]</td> <td>5°</td> </tr> <tr> <td>X.XX: ±0.13 [.005]</td> <td></td> </tr> <tr> <td>X.XXX: ±0.051 [.0020]</td> <td></td> </tr> </table> | DECIMALS | ANGLES | X.X: ±0.3 [.01] | 5° | X.XX: ±0.13 [.005] | | X.XXX: ±0.051 [.0020] | | <p>PROPRIETARY NOTE</p> <p>THIS DOCUMENT CONTAINS CONFIDENTIAL AND PROPRIETARY INFORMATION AND ALL DESIGN, MANUFACTURING, REPRODUCTION, USE, PATENT RIGHTS AND SALES RIGHTS ARE EXPRESSLY RESERVED BY SAMTEC, INC. THIS DOCUMENT SHALL NOT BE DISCLOSED, IN WHOLE OR PART, TO ANY UNAUTHORIZED PERSON OR ENTITY NOR REPRODUCED, TRANSFERRED OR INCORPORATED IN ANY OTHER PROJECT IN ANY MANNER WITHOUT THE EXPRESS WRITTEN CONSENT OF SAMTEC, INC.</p> | <p>samtec</p> <p>520 PARK EAST BLVD, NEW ALBANY, IN 47150 PHONE: 812-944-6733 FAX: 812-948-5047 e-Mail: info@SAMTEC.com code 55322</p> | |
| | DECIMALS | ANGLES | | | | | | | | | |
| X.X: ±0.3 [.01] | 5° | | | | | | | | | | |
| X.XX: ±0.13 [.005] | | | | | | | | | | | |
| X.XXX: ±0.051 [.0020] | | | | | | | | | | | |
| <p>MATERIAL: DO NOT SCALE DRAWING SHEET SCALE: 3:1</p> <p>SOCKET: BeCu BODY: PHOS BRONZE INSULATOR: PTFE</p> | <p>DESCRIPTION: 50 OHM, SMA STRAIGHT SEALED BULKHEAD, RG178</p> <p>DWG. NO. SMA-J-C-X-ST-SB2</p> <p>BY: R MUSSER 04/05/2009 SHEET 1 OF 2</p> | | | | | | | | | | |



IN PROCESS 1
STRIP CABLE AND TIN
INNER CONDUCTOR



IN-PROCESS 2
ADD HEAT SHRINK TUBING & OUTER FERRULE



IN-PROCESS 3
FLARE SHIELD, ADD INNER
FERRULE & INSULATOR
SOLDER SIGNAL SOCKET



IN-PROCESS 4
ADD SUB ASSEMBLY
CRIMP FERRULE
(USE CRIMP HAND TOOL #CAT-RF-FER-001,
AND 0.136" INCH DESIGNATION DIE SIZE)



IN PROCESS 5
ACTIVATE HEAT SHRINK TUBING
& ADD GASKET

F:\DWG\MISC\MKTG\SMA-J-C-X-ST-SB2-MKT.SLDDRW

PROPRIETARY NOTE
THIS DOCUMENT CONTAINS CONFIDENTIAL AND
PROPRIETARY INFORMATION AND ALL DESIGN,
MANUFACTURING, REPRODUCTION, USE, PATENT RIGHTS
AND SALES RIGHTS ARE EXPRESSLY RESERVED BY SAMTEC,
INC. THIS DOCUMENT SHALL NOT BE DISCLOSED, IN WHOLE
OR PART, TO ANY UNAUTHORIZED PERSON OR ENTITY NOR
REPRODUCED, TRANSFERRED OR INCORPORATED IN ANY
OTHER PROJECT IN ANY MANNER WITHOUT THE EXPRESS
WRITTEN CONSENT OF SAMTEC, INC.

DO NOT SCALE DRAWING

SHEET SCALE: 3:2

samtec

520 PARK EAST BLVD, NEW ALBANY, IN 47150
PHONE: 812-944-6733 FAX: 812-948-5047
e-Mail info@SAMTEC.com code 55322

DESCRIPTION: 50 OHM, SMA STRAIGHT SEALED
BULKHEAD, RG178

DWG. NO. SMA-J-C-X-ST-SB2

BY: R MUSSER 04/05/2009 SHEET 2 OF 2