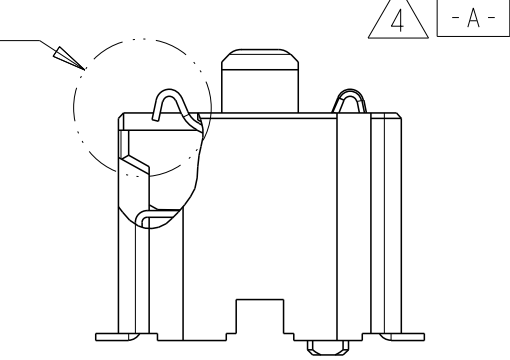
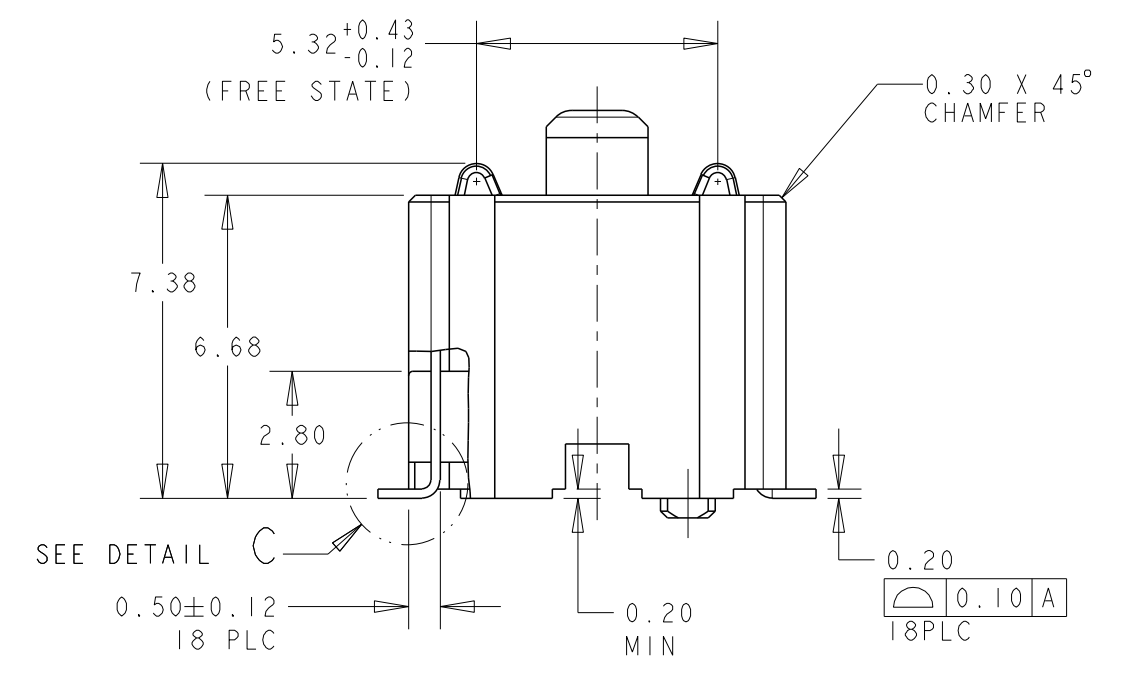
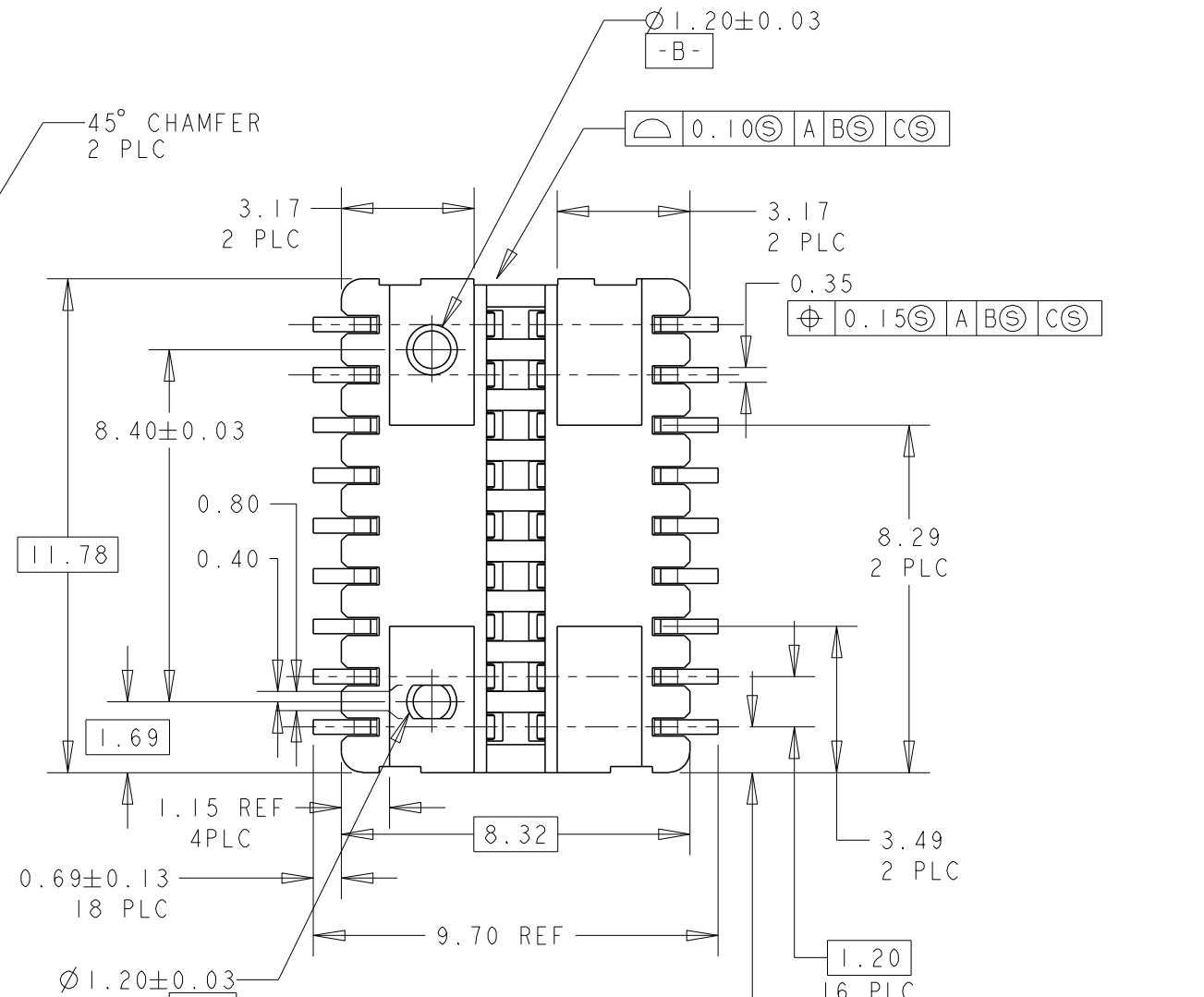
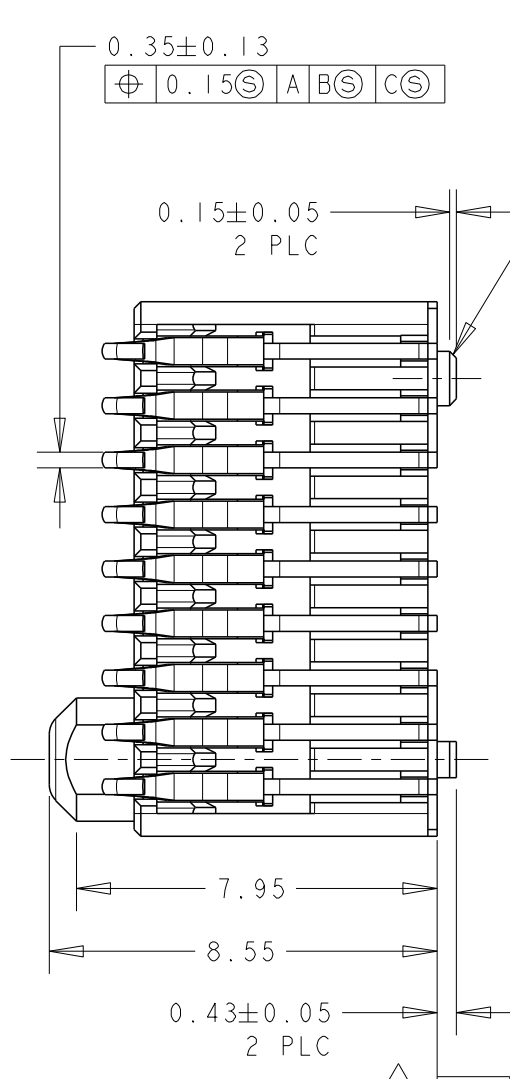
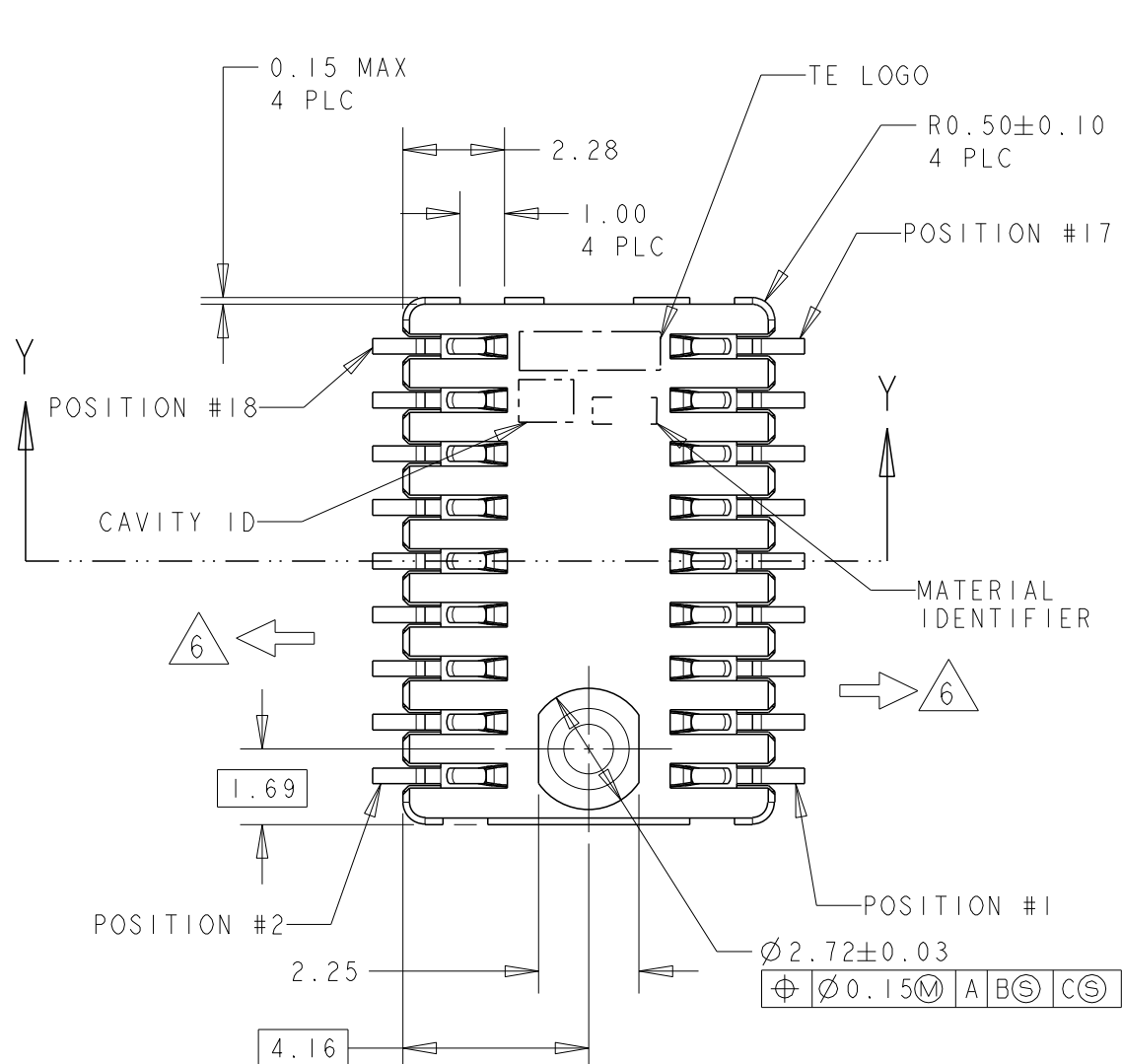


REVISIONS

P	LTR	DESCRIPTION	DATE	DWN	APVD
A2		REVISE PER ECR-18013124	23AUG2018	E.Z	W.H



8	9	10	1735186-5
MATERIAL	CONTACT FINISH	PART NO.	

THIS DRAWING IS A CONTROLLED DOCUMENT.		DWN JONE JI 16JAN2015	 TE Connectivity	NAME 18P COMPRESSION CONNECTOR	
DIMENSIONS: mm		CHK WENKE HE 16JAN2015		-	
TOLERANCES UNLESS OTHERWISE SPECIFIED:		APVD WENKE HE 16JAN2015		-	
0 PLC ±- 1 PLC ±0.20 2 PLC ±0.08 3 PLC ±- 4 PLC ±- ANGLES ±1°		PRODUCT SPEC 108-51098		-	
MATERIAL SEE TABLE	FINISH SEE TABLE	APPLICATION SPEC -	SIZE A300779	CAGE CODE C=1735186	DRAWING NO 1735186-5
RESTRICTED CUSTOMER			WEIGHT -	RESTRICTED TO -	SCALE 6:1
			SHEET 1	OF 2	REV A2

4

3

2

1

THIS DRAWING IS UNPUBLISHED.

RELEASED FOR PUBLICATION

2005

© COPYRIGHT 2005 BY -

ALL RIGHTS RESERVED.

NOTES:

1 MATERIAL:
HOUSING: PPS, RYTON R4-230NA
CONTACT: PHOS BRONZE

2 FINISH:
UNDERPLATE: 1.27~2.54um NICKEL
OVERPLATE: 3.84um MIN MATTE TIN

3. PACKAGING: TAPE AND REEL

4 DATUM -A- IS DEFINED AS THE MIN. OF THREE CORNERS OF HOUSING

5. SURFACE AREA FOR REFERENCE:
1541 SQmm

6 CONTACT RETENTION FORCE SHALL BE 225g MIN. IN DIRECTION SHOWN

7 FINISH:
UNDERPLATE: 1.27~2.54um NICKEL
OVERPLATE: 0.051~0.254um GOLD PLATING WITH 0.076um MIN AT CONTACT MATING AREA

8 MATERIAL:
HOUSING: LCP, 30% - 40% GF, COLOUR: BLACK
CONTACT: PHOS BRONZE

9 HALOGEN-FREE

10 FINISH:
UNDERPLATE : 1.27um~2.54um NICKEL
OVERPLATE : 0.076um MIN OF GOLD PLATING AT MATING AREA DEFINED AS THE SURFACE OF CONTACT BETWEEN POINT A AND POINT B.
0.051~0.254um OF GOLD PLATING AT SOLDER TAIL AREA DEFINED AS THE SURFACE OF CONTACT FROM POINT C TO POINT D AND POINT E TO POINT F,

HOUSING 1 8

CONTACT 1 2 8

ISOMETRIC VIEW
SCALE 5:1

POINT A POINT B

DETAIL B
SCALE 10:1

POINT C POINT F

POINT D POINT E

DETAIL C
SCALE 12:1

1.00 MIN REF

REVISIONS					
P	LTR	DESCRIPTION	DATE	DWN	APVD
SEE SHEET 1 OF 2					

0.60

2.32

6.32
2 PLC

8.40±0.05

1.20
TYP

0.90
TYP

1.52 TYP

Ø1.32
2 PLC

RECOMMENDED SOLDER PAD LAYOUT

1.00
TYP

3.00

3.00

Ø2.83

1.20
TYP

0.60

RECOMMENDED MATING PAD LAYOUT

THIS DRAWING IS A CONTROLLED DOCUMENT.

DWN JONE JI 16JAN2015

CHK WENKE HE 16JAN2015

APVD WENKE HE 16JAN2015

PRODUCT SPEC

108-51098

APPLICATION SPEC

WEIGHT

RESTRICTED CUSTOMER

DIMENSIONS:

mm

TOLERANCES UNLESS OTHERWISE SPECIFIED:

0 PLC	±-
1 PLC	±0.20
2 PLC	±0.08
3 PLC	±-
4 PLC	±-
ANGLES	±1°

MATERIAL

SEE TABLE

FINISH

SEE TABLE

DWN JONE JI 16JAN2015

CHK WENKE HE 16JAN2015

APVD WENKE HE 16JAN2015

PRODUCT SPEC

108-51098

APPLICATION SPEC

WEIGHT

RESTRICTED CUSTOMER

TE Connectivity

NAME

18P COMPRESSION CONNECTOR

SIZE

CAGE CODE

DRAWING NO

A300779

C=1735186

RESTRICTED TO

-

SCALE 6:1

SHEET 2 OF 2

REV A2

1470-19 (3/13)