

# HC-M-20-MOD-BU


Order No.: 1636936



<http://eshop.phoenixcontact.de/phoenix/treeViewClick.do?UID=1636936>

HEAVYCON contact insert module, female, 20-pos., crimp connection

## Commercial data

GTIN (EAN)	 4 046356 095402
sales group	D042
Pack	1 pcs.
Customs tariff	85366990
Catalog page information	Page 458 (PC-2009)

## Product notes

WEEE/RoHS-compliant since:  
03/27/2006



<http://www.download.phoenixcontact.com>  
Please note that the data given here has been taken from the online catalog. For comprehensive information and data, please refer to the user documentation. The General Terms and Conditions of Use apply to Internet downloads.

## Technical data

### Electrical characteristics

Note	For housing HC-B6 to B48, for housing HC-ADVANCE-B6 to B24, hinged retaining frame HC-M-MHR... necessary, crimp contacts CK2,5-ED... (crimp contacts not in scope of supply)
Rated voltage (III/3)	500 V
Rated current	16 A
Rated surge voltage	6 kV

Ambient temperature (operation)	-40 °C ... 125 °C
Number of positions	20

#### Mechanical characteristics

Conductor cross-section	0.5 mm <sup>2</sup> ... 4 mm <sup>2</sup>
Connection cross-section AWG	20 ... 12
Stripping length of the individual wire	7.5 mm
Insertion/withdrawal cycles	≥ 500

#### General characteristics

Number of module slots	2
Connection method	Crimp connection
Inflammability class acc. to UL 94	V0
Pollution degree	3
Surge voltage category	III
Assembly instructions	Housing height ≥ 52 mm. Plug-in connections may only be operated only when there is no load/voltage.

#### Material data

Contact material	Copper alloy
Contact surface material	Ag (alternatively Au)
Contact carrier material	PC

#### Certificates / Approvals



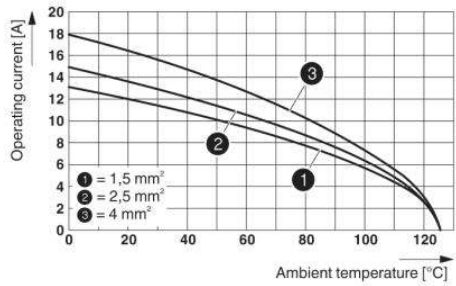
Certification UL

#### Accessories

Item	Designation	Description
<b>General</b>		
1584693	CK2,5-ED-BB	Dummy socket for contact carrier with turned CK 1,6-ED.. female contacts

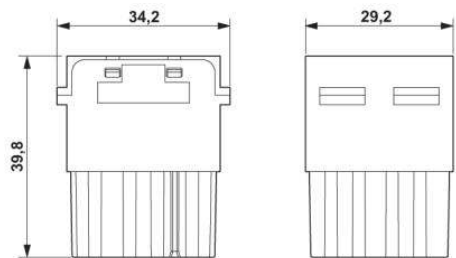
**Diagrams/Drawings**

Diagram




Derating diagram (3 modules in HC-B 24 housing)

Dimensioned drawing



Female insert

Schematic diagram



**Address**

PHOENIX CONTACT Deutschland GmbH  
Flachmarktstr. 8  
32825 Blomberg, Germany  
Phone +49 5235 3 12000  
Fax +49 5235 3 41200  
<http://www.phoenixcontact.de>



© 2010 Phoenix Contact  
Technical modifications reserved;