

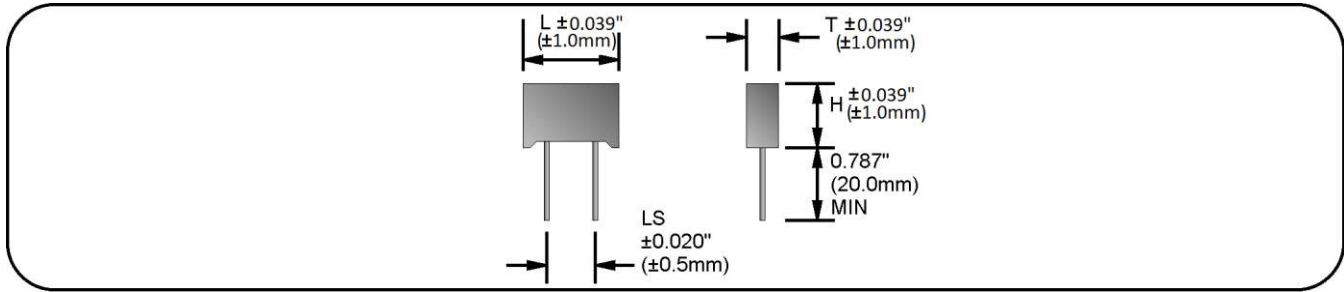
100VDC							
CAP (MFD)	T $\pm 0.039"$ ($\pm 1.0\text{mm}$)	H $\pm 0.039"$ ($\pm 1.0\text{mm}$)	L $\pm 0.039"$ ($\pm 1.0\text{mm}$)	LS $\pm 0.020"$ ($\pm 0.5\text{mm}$)	CASE CODE	AWG	I _{PEAK} (A)
0.010	0.138" (3.5mm)	0.256" (6.5mm)	0.413" (10.5mm)	0.295" (7.5mm)	B1	22	0.1
0.015	0.138" (3.5mm)	0.256" (6.5mm)	0.413" (10.5mm)	0.295" (7.5mm)	B1	22	0.1
0.022	0.138" (3.5mm)	0.256" (6.5mm)	0.413" (10.5mm)	0.295" (7.5mm)	B1	22	0.1
0.033	0.138" (3.5mm)	0.256" (6.5mm)	0.413" (10.5mm)	0.295" (7.5mm)	B1	22	0.2
0.047	0.138" (3.5mm)	0.256" (6.5mm)	0.413" (10.5mm)	0.295" (7.5mm)	B1	22	0.3
0.068	0.157" (4.0mm)	0.354" (9.0mm)	0.413" (10.5mm)	0.295" (7.5mm)	B2	22	0.4
0.10*	0.157" (4.0mm)	0.354" (9.0mm)	0.413" (10.5mm)	0.295" (7.5mm)	B2	22	0.6
0.10*	0.157" (4.0mm)	0.354" (9.0mm)	0.512" (13.0mm)	0.394" (10.0mm)	C1	20	0.6
0.15*	0.157" (4.0mm)	0.354" (9.0mm)	0.413" (10.5mm)	0.295" (7.5mm)	B2	22	0.9
0.15*	0.157" (4.0mm)	0.354" (9.0mm)	0.512" (13.0mm)	0.394" (10.0mm)	C1	20	0.9
0.22	0.197" (5.0mm)	0.433" (11.0mm)	0.512" (13.0mm)	0.394" (10.0mm)	C2	20	1.3
0.33*	0.236" (6.0mm)	0.472" (12.0mm)	0.512" (13.0mm)	0.394" (10.0mm)	C3	20	2.0
0.33*	0.197" (5.0mm)	0.433" (11.0mm)	0.709" (18.0mm)	0.591" (15.0mm)	D1	20	1.0
0.47	0.197" (5.0mm)	0.433" (11.0mm)	0.709" (18.0mm)	0.591" (15.0mm)	D1	20	1.4
0.68	0.236" (6.0mm)	0.472" (12.0mm)	0.709" (18.0mm)	0.591" (15.0mm)	D2	20	2.0
1.0	0.295" (7.5mm)	0.531" (13.5mm)	0.709" (18.0mm)	0.591" (15.0mm)	D3	20	3.0
1.5	0.276" (7.0mm)	0.650" (16.5mm)	1.043" (26.5mm)	0.886" (22.5mm)	E2	20	3.0
2.2	0.335" (8.5mm)	0.669" (17.0mm)	1.043" (26.5mm)	0.886" (22.5mm)	E3	20	4.4
3.3	0.394" (10.0mm)	0.748" (19.0mm)	1.043" (26.5mm)	0.886" (22.5mm)	E4	20	6.6
4.7	0.433" (11.0mm)	0.787" (20.0mm)	1.260" (32.0mm)	1.083" (27.5mm)	F1	20	4.7
6.8	0.512" (13.0mm)	0.866" (22.0mm)	1.260" (32.0mm)	1.083" (27.5mm)	F2	20	6.8

* THESE ITEMS ARE AVAILABLE IN MULTIPLE CASE SIZES. PLEASE INDICATE CASE SIZE WHEN ORDERING. SEE "ORDERING INFORMATION" ON PAGE 5 FOR MORE INFORMATION

301 WEST O STREET • OGALLALA, NE 69153

Phone: (308) 284-3611
Fax: (308) 284-8324

e-mail: sales@ascapacitor.com
web: www.ascapacitor.com



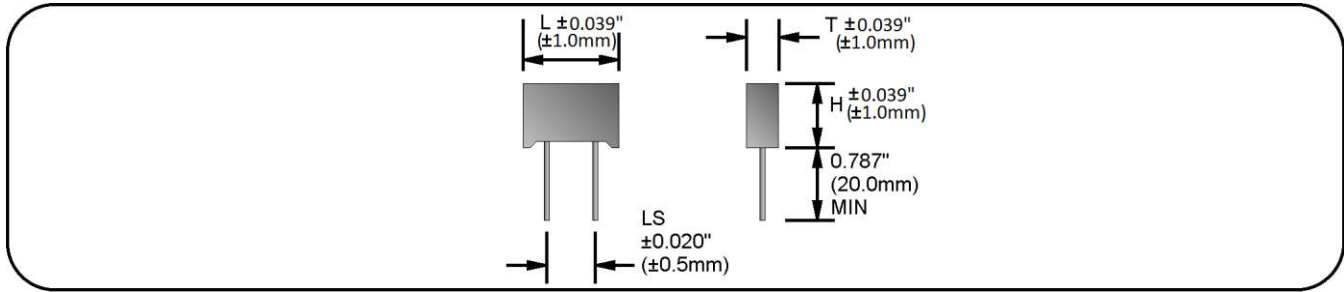
250VDC							
CAP (MFD)	T $\pm 0.039"$ ($\pm 1.0\text{mm}$)	H $\pm 0.039"$ ($\pm 1.0\text{mm}$)	L $\pm 0.039"$ ($\pm 1.0\text{mm}$)	LS $\pm 0.020"$ ($\pm 0.5\text{mm}$)	CASE CODE	AWG	I _{PEAK} (A)
0.010*	0.138" (3.5mm)	0.256" (6.5mm)	0.413" (10.5mm)	0.295" (7.5mm)	B1	22	0.2
0.010*	0.157" (4.0mm)	0.354" (9.0mm)	0.512" (13.0mm)	0.394" (10.0mm)	C1	20	0.1
0.015*	0.138" (3.5mm)	0.256" (6.5mm)	0.413" (10.5mm)	0.295" (7.5mm)	B1	22	0.2
0.015*	0.157" (4.0mm)	0.354" (9.0mm)	0.512" (13.0mm)	0.394" (10.0mm)	C1	20	0.2
0.022*	0.157" (4.0mm)	0.354" (9.0mm)	0.413" (10.5mm)	0.295" (7.5mm)	B2	22	0.3
0.022*	0.157" (4.0mm)	0.354" (9.0mm)	0.512" (13.0mm)	0.394" (10.0mm)	C1	20	0.2
0.033*	0.157" (4.0mm)	0.354" (9.0mm)	0.413" (10.5mm)	0.295" (7.5mm)	B2	22	0.5
0.033*	0.157" (4.0mm)	0.354" (9.0mm)	0.512" (13.0mm)	0.394" (10.0mm)	C1	20	0.4
0.047*	0.157" (4.0mm)	0.354" (9.0mm)	0.413" (10.5mm)	0.295" (7.5mm)	B2	22	0.7
0.047*	0.157" (4.0mm)	0.354" (9.0mm)	0.512" (13.0mm)	0.394" (10.0mm)	C1	20	0.5
0.068	0.157" (4.0mm)	0.354" (9.0mm)	0.512" (13.0mm)	0.394" (10.0mm)	C1	20	0.7
0.10	0.197" (5.0mm)	0.433" (11.0mm)	0.512" (13.0mm)	0.394" (10.0mm)	C2	20	1.1
0.15	0.197" (5.0mm)	0.433" (11.0mm)	0.709" (18.0mm)	0.591" (15.0mm)	D1	20	1.1
0.22	0.197" (5.0mm)	0.433" (11.0mm)	0.709" (18.0mm)	0.591" (15.0mm)	D1	20	1.5
0.33	0.236" (6.0mm)	0.472" (12.0mm)	0.709" (18.0mm)	0.591" (15.0mm)	D2	20	2.3
0.47	0.236" (6.0mm)	0.591" (15.0mm)	1.043" (26.5mm)	0.886" (22.5mm)	E1	20	1.9
0.68	0.276" (7.0mm)	0.650" (16.5mm)	1.043" (26.5mm)	0.886" (22.5mm)	E2	20	2.7
1.0	0.335" (8.5mm)	0.669" (17.0mm)	1.043" (26.5mm)	0.886" (22.5mm)	E3	20	4.0
1.5	0.433" (11.0mm)	0.787" (20.0mm)	1.260" (32.0mm)	1.083" (27.5mm)	F1	20	4.5
2.2	0.433" (11.0mm)	0.787" (20.0mm)	1.260" (32.0mm)	1.083" (27.5mm)	F1	20	6.6
3.3	0.512" (13.0mm)	0.866" (22.0mm)	1.260" (32.0mm)	1.083" (27.5mm)	F2	20	9.9
4.7	0.591" (15.0mm)	1.181" (30.0mm)	1.260" (32.0mm)	1.083" (27.5mm)	G1	20	14.1

* THESE ITEMS ARE AVAILABLE IN MULTIPLE CASE SIZES. PLEASE INDICATE CASE SIZE WHEN ORDERING. SEE "ORDERING INFORMATION" ON PAGE 5 FOR MORE INFORMATION

301 WEST O STREET • OGALLALA, NE 69153

Phone: (308) 284-3611
Fax: (308) 284-8324

e-mail: sales@ascapacitor.com
web: www.ascapacitor.com



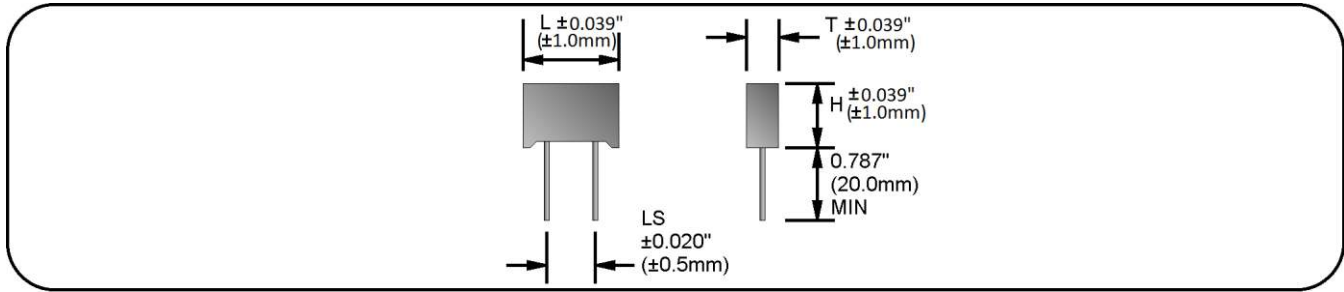
400VDC							
CAP (MFD)	T $\pm 0.039"$ ($\pm 1.0\text{mm}$)	H $\pm 0.039"$ ($\pm 1.0\text{mm}$)	L $\pm 0.039"$ ($\pm 1.0\text{mm}$)	LS $\pm 0.020"$ ($\pm 0.5\text{mm}$)	CASE CODE	AWG	I _{PEAK} (A)
0.010	0.157" (4.0mm)	0.354" (9.0mm)	0.512" (13.0mm)	0.394" (10.0mm)	C1	20	0.2
0.015	0.157" (4.0mm)	0.354" (9.0mm)	0.512" (13.0mm)	0.394" (10.0mm)	C1	20	0.3
0.022	0.157" (4.0mm)	0.354" (9.0mm)	0.512" (13.0mm)	0.394" (10.0mm)	C1	20	0.4
0.033	0.197" (5.0mm)	0.433" (11.0mm)	0.512" (13.0mm)	0.394" (10.0mm)	C2	20	0.7
0.047	0.236" (6.0mm)	0.472" (12.0mm)	0.512" (13.0mm)	0.394" (10.0mm)	C3	20	0.9
0.068	0.197" (5.0mm)	0.433" (11.0mm)	0.709" (18.0mm)	0.591" (15.0mm)	D1	20	0.7
0.10	0.236" (6.0mm)	0.472" (12.0mm)	0.709" (18.0mm)	0.591" (15.0mm)	D2	20	1.0
0.15	0.295" (7.5mm)	0.531" (13.5mm)	0.709" (18.0mm)	0.591" (15.0mm)	D3	20	1.5
0.22	0.236" (6.0mm)	0.591" (15.0mm)	1.043" (26.5mm)	0.886" (22.5mm)	E1	20	1.2
0.33	0.276" (7.0mm)	0.650" (16.5mm)	1.043" (26.5mm)	0.886" (22.5mm)	E2	20	1.8
0.47	0.335" (8.5mm)	0.669" (17.0mm)	1.043" (26.5mm)	0.886" (22.5mm)	E3	20	2.6
0.68	0.433" (11.0mm)	0.787" (20.0mm)	1.260" (32.0mm)	1.083" (27.5mm)	F1	20	3.4
1.0	0.433" (11.0mm)	0.787" (20.0mm)	1.260" (32.0mm)	1.083" (27.5mm)	F1	20	5.0
1.5	0.512" (13.0mm)	0.866" (22.0mm)	1.260" (32.0mm)	1.083" (27.5mm)	F2	20	7.5

* THESE ITEMS ARE AVAILABLE IN MULTIPLE CASE SIZES. PLEASE INDICATE CASE SIZE WHEN ORDERING. SEE "ORDERING INFORMATION" ON PAGE 5 FOR MORE INFORMATION

301 WEST O STREET • OGALLALA, NE 69153

Phone: (308) 284-3611
Fax: (308) 284-8324

e-mail: sales@ascapacitor.com
web: www.ascapacitor.com



630VDC							
CAP (MFD)	T $\pm 0.039"$ ($\pm 1.0\text{mm}$)	H $\pm 0.039"$ ($\pm 1.0\text{mm}$)	L $\pm 0.039"$ ($\pm 1.0\text{mm}$)	LS $\pm 0.020"$ ($\pm 0.5\text{mm}$)	CASE CODE	AWG	I _{PEAK} (A)
0.010	0.197" (5.0mm)	0.433" (11.0mm)	0.512" (13.0mm)	0.394" (10.0mm)	C2	20	0.3
0.015	0.197" (5.0mm)	0.433" (11.0mm)	0.512" (13.0mm)	0.394" (10.0mm)	C2	20	0.5
0.022	0.197" (5.0mm)	0.433" (11.0mm)	0.512" (13.0mm)	0.394" (10.0mm)	C2	20	0.7
0.033	0.197" (5.0mm)	0.433" (11.0mm)	0.709" (18.0mm)	0.591" (15.0mm)	D1	20	0.5
0.047	0.236" (6.0mm)	0.472" (12.0mm)	0.709" (18.0mm)	0.591" (15.0mm)	D2	20	0.7
0.068	0.295" (7.5mm)	0.531" (13.5mm)	0.709" (18.0mm)	0.591" (15.0mm)	D3	20	1.0
0.10	0.236" (6.0mm)	0.591" (15.0mm)	1.043" (26.5mm)	0.886" (22.5mm)	E1	20	0.8
0.15	0.276" (7.0mm)	0.650" (16.5mm)	1.043" (26.5mm)	0.886" (22.5mm)	E2	20	1.2
0.22	0.335" (8.5mm)	0.669" (17.0mm)	1.043" (26.5mm)	0.886" (22.5mm)	E3	20	1.8
0.33	0.433" (11.0mm)	0.787" (20.0mm)	1.260" (32.0mm)	1.083" (27.5mm)	F1	20	2.3
0.47	0.433" (11.0mm)	0.787" (20.0mm)	1.260" (32.0mm)	1.083" (27.5mm)	F1	20	3.3
0.68	0.512" (13.0mm)	0.866" (22.0mm)	1.260" (32.0mm)	1.083" (27.5mm)	F2	20	4.8

* THESE ITEMS ARE AVAILABLE IN MULTIPLE CASE SIZES. PLEASE INDICATE CASE SIZE WHEN ORDERING. SEE "ORDERING INFORMATION" ON PAGE 5 FOR MORE INFORMATION

301 WEST O STREET • OGALLALA, NE 69153

Phone: (308) 284-3611
Fax: (308) 284-8324

e-mail: sales@ascapacitor.com
web: www.ascapacitor.com

GENERAL SPECIFICATIONS

PHYSICAL CHARACTERISTICS

CONSTRUCTION: NON-INDUCTIVE WOUND METALLIZED POLYESTER.

CASE: PREFORMED CASE WITH EPOXY FILL.

LEAD MATERIAL: SOLDER COATED OR TINNED SOLID WIRE, AWG AS SPECIFIED IN TABLES.

DIMENSIONS: AS SPECIFIED IN TABLES

ELECTRICAL CHARACTERISTICS

CAPACITANCE: AS SPECIFIED IN TABLES \pm REQUESTED TOLERANCE WHEN MEASURED AT OR REFERRED TO 1000 \pm 20 HZ AND 25 \pm 5 $^{\circ}$ C.

TOLERANCE: \pm 5%, \pm 10%, AND \pm 20% AVAILABLE. OTHER TOLERANCES AVAILABLE UPON REQUEST.

DISSIPATION FACTOR: SHALL NOT BE GREATER THAN 1.0% WHEN MEASURED AT OR REFERRED TO 1000 \pm 20 HZ AND 25 \pm 5 $^{\circ}$ C.

INSULATION RESISTANCE: SHALL BE GREATER THAN 15,000 M Ω FOR CAPACITANCE VALUES 0.33 μ F AND LESS OR 5,000 M Ω x μ F FOR CAPACITANCE VALUES GREATER THAN 0.33 μ F WHEN MEASURED AFTER 1 MINUTE ELECTRIFICATION AT 100VDC AND 25 \pm 5 $^{\circ}$ C.

DIELECTRIC STRENGTH: 160% RATED VOLTAGE FOR 2 SECONDS THROUGH A LIMITING RESISTANCE OF 100 OHMS/VOLT AT 25 \pm 5 $^{\circ}$ C.

RATED VOLTAGE: 100VDC, 250VDC, 400VDC, AND 630VDC AVAILABLE.

TEMPERATURE: -40 $^{\circ}$ C TO +85 $^{\circ}$ C AT FULL RATED VOLTAGE OPERATIONAL, +105 $^{\circ}$ C MAX STORAGE TEMPERATURE.

ADDITIONAL INFORMATION

ORDERING INFORMATION: ALL ASC CAPACITORS ARE ORDERED BY "FAMILY CAP-TOL-VOLT" DESIGNATION. BECAUSE MANY VALUES ARE AVAILABLE IN MULTIPLE CASE SIZES, CASE CODE MUST ALSO BE INCLUDED IN PARENTHESIS AFTER THE FAMILY. (I.E. TO ORDER AN X624 0.1 μ F, \pm 10%, 100VDC CAPACITOR IN CASE SIZE B2, REQUEST PART NUMBER "X624(B2) .1-10-100")

SEE ALSO: "GENERAL INFORMATION - POLYESTER CAPACITORS" DOCUMENT FOR ADDITIONAL PHYSICAL, ELECTRICAL, AND PERFORMANCE CHARACTERISTICS NOT MENTIONED IN THIS FILE.

WARNING: INFORMATION ON THIS FILE IS SUBJECT TO CHANGE WITHOUT NOTICE AT ASC'S DISCRETION.

LAST MODIFIED: 08/30/01