



HVA 280

TE Internal #: 4-2103015-4

Housing for Female Terminals, Wire-to-Device / Wire-to-Board, 2 Position, .409 in [10.4 mm] Centerline, Sealable, Orange, Signal, HVA 280

[View on TE.com >](#)

Connectors > Automotive Connectors > Automotive Housings



Connector & Housing Type: **Housing for Female Terminals**

Mating Tab Width: **2.8 mm [ .11 in ]**

Connector System: **Wire-to-Board, Wire-to-Device**

Number of Positions: **2**

Centerline (Pitch): **10.4 mm [ .409 in ]**

**Features**

**Product Type Features**

Connector Shape	Rectangular
Connector & Housing Type	Housing for Female Terminals
Connector System	Wire-to-Board, Wire-to-Device
Sealable	Yes
Hybrid Connector	No
Primary Locking Feature	On the Terminal

**Configuration Features**

Number of Positions	2
Number of Rows	1

**Electrical Characteristics**

Operating Voltage	850 VDC
Nominal Voltage Architecture	12 V, 24 V, 42 V, 48 V, 80 V, 90 V, 125 V, 240 V, 500 V, 550 V, 600 V

**Body Features**

Cable Exit Angle	180°
Primary Product Color	Orange
Connector & Keying Code	D

**Contact Features**

--	--



Contact Size	2.8mm
Contact Type	Receptacle
Mating Tab Width	2.8 mm[.11 in]

### Mechanical Attachment

Terminal Position Assurance	No
Strain Relief	With
Mating Alignment Type	Keyed
Mating Alignment	With
Connector Mounting Type	Cable Mount (Free-Hanging)

### Housing Features

Housing Material	PA GF
Centerline (Pitch)	10.4 mm[.409 in]

### Dimensions

Connector Height	27.6 mm[1.087 in]
Product Width	55.3 mm[2.177 in]
Product Length	32.9 mm[1.295 in]

### Usage Conditions

Operating Temperature (Max)	70 °C, 75 °C, 80 °C, 85 °C, 90 °C, 100 °C, 105 °C, 110 °C, 120 °C, 125 °C[158 °F][167 °F][176 °F][185 °F][194 °F][212 °F][221 °F][230 °F][248 °F][257 °F]
Operating Temperature Range	-40 – 125 °C[-40 – 257 °F]

### Operation/Application

Circuit Application	Signal
---------------------	--------

### Industry Standards

Degree of Protection	IP6K9K
UL Flammability Rating	UL 94HB

### Other

Serviceable	Yes
Connector Position Assurance Capable	Yes

### Product Compliance

[For compliance documentation, visit the product page on TE.com>](#)











EU RoHS Directive 2011/65/EU	Compliant
EU ELV Directive 2000/53/EC	Compliant
China RoHS 2 Directive MIIT Order No 32, 2016	No Restricted Materials Above Threshold
EU REACH Regulation (EC) No. 1907/2006	Current ECHA Candidate List: JUNE 2023 (235) Candidate List Declared Against: JUNE 2023 (235) Does not contain REACH SVHC
Halogen Content	Low Halogen - Br, Cl, F, I < 900 ppm per homogenous material. Also BFR/CFR/PVC Free
Solder Process Capability	Not reviewed for solder process capability

Product Compliance Disclaimer

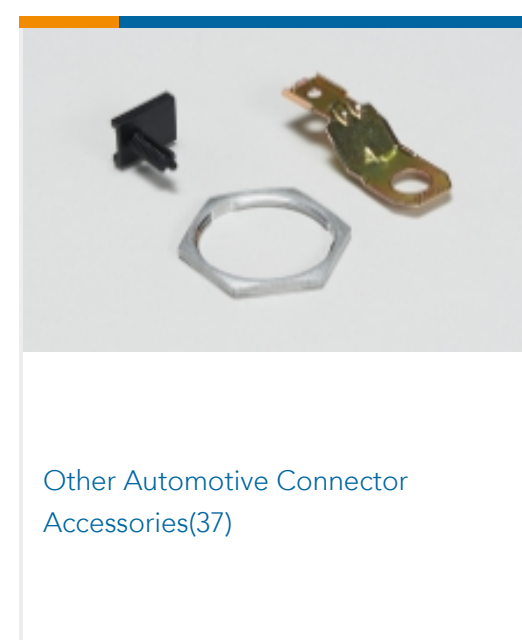
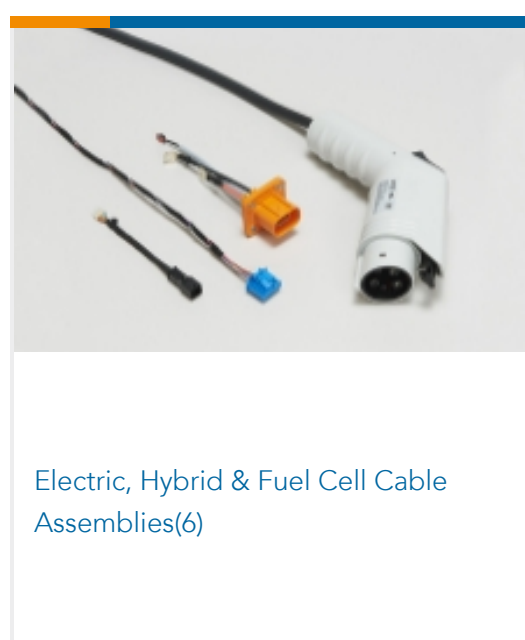
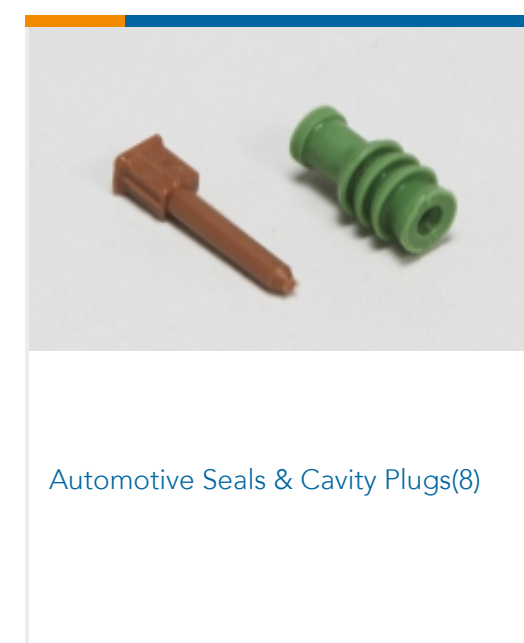
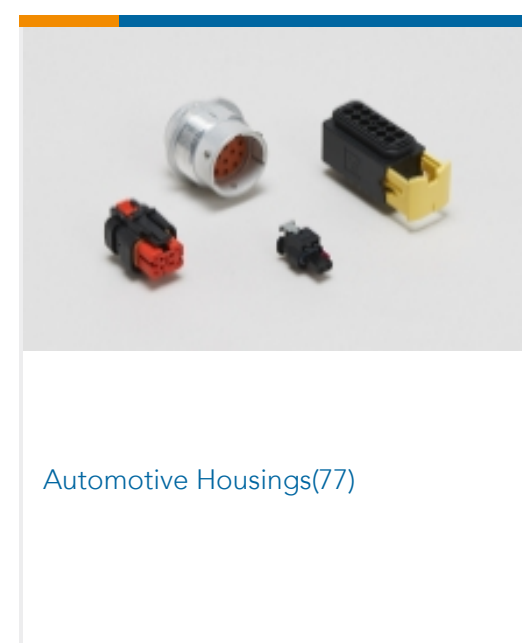
This information is provided based on reasonable inquiry of our suppliers and represents our current actual knowledge based on the information they provided. This information is subject to change. The part numbers that TE has identified as EU RoHS compliant have a maximum concentration of 0.1% by weight in homogenous materials for lead, hexavalent chromium, mercury, PBB, PBDE, DBP, BBP, DEHP, DIBP, and 0.01% for cadmium, or qualify for an exemption to these limits as defined in the Annexes of Directive 2011/65/EU (RoHS2). Finished electrical and electronic equipment products will be CE marked as required by Directive 2011/65/EU. Components may not be CE marked. Additionally, the part numbers that TE has identified as EU ELV compliant have a maximum concentration of 0.1% by weight in homogenous materials for lead, hexavalent chromium, and mercury, and 0.01% for cadmium, or qualify for an exemption to these limits as defined in the Annexes of Directive 2000/53/EC (ELV). Regarding the REACH Regulation, the information TE provides on SVHC in articles for this part number is based on the latest European Chemicals Agency (ECHA) 'Guidance on requirements for substances in articles' posted at this URL: <https://echa.europa.eu/guidance-documents/guidance-on-reach>

## Compatible Parts

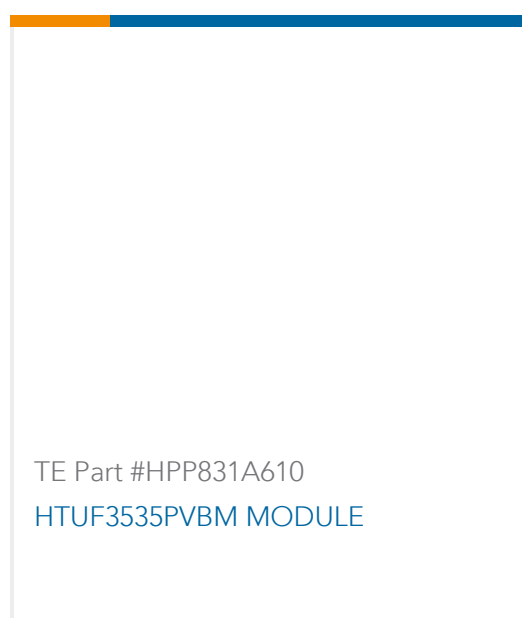
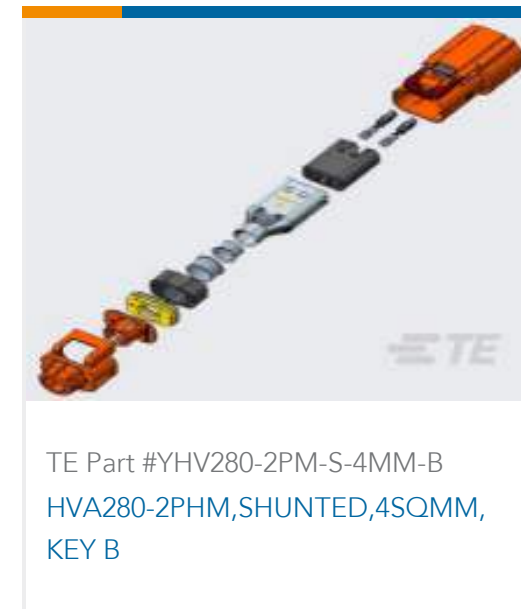
 <p>TE Part # 1587723-2 INNER FERRULE, SIZE B, HVA280-</p>	 <p>TE Part # 1587724-2 OUTER FERRULE, SIZE B, HVA280</p>	 <p>TE Part # 2103013-1 CABLE SEAL RETAINER, SIZE 1, HVA280</p>	 <p>TE Part # 1-2103157-2 SHIELD, PLUG, SIZE 2, Ag, HVA280</p>
 <p>TE Part # 1587724-3 OUTER FERRULE, SIZE C, HVA280</p>	 <p>TE Part # 1587985-1 INNER HSG SUBASSY, HVA280-2PHM</p>	 <p>TE Part # 1587723-3 INNER FERRULE, SIZE C, HVA280</p>	 <p>TE Part # 2103153-1 SPACER, HVA280-2PHM</p>



## Also in the Series | HVA 280



## Customers Also Bought



## Documents

### Product Drawings

[PLUG SUBASSY, D, HVA280-2PHM F](#)

English

### CAD Files

Customer View Model

[ENG\\_CVM\\_CVM\\_4-2103015-4\\_A.2d\\_dxf.zip](#)

English

### 3D PDF

3D

Customer View Model

[ENG\\_CVM\\_CVM\\_4-2103015-4\\_A.3d\\_igs.zip](#)

English

Customer View Model

[ENG\\_CVM\\_CVM\\_4-2103015-4\\_A.3d\\_stp.zip](#)

English

By downloading the CAD file I accept and agree to the [Terms and Conditions](#) of use.

## Product Specifications



[Application Specification](#)

English

[Application Specification](#)

English

[Application Specification](#)

English