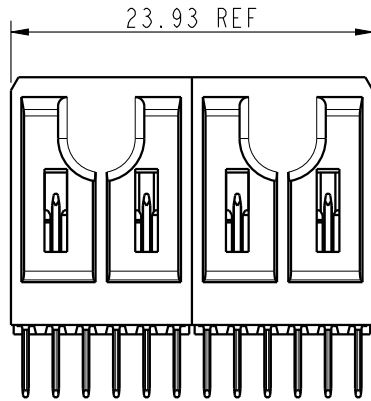
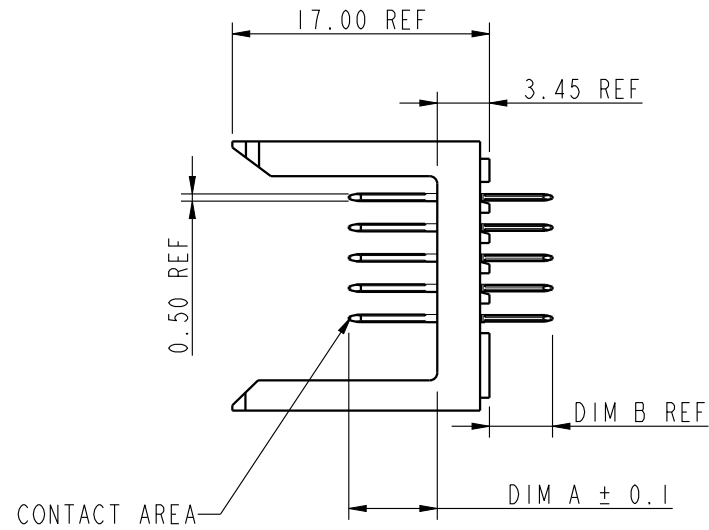
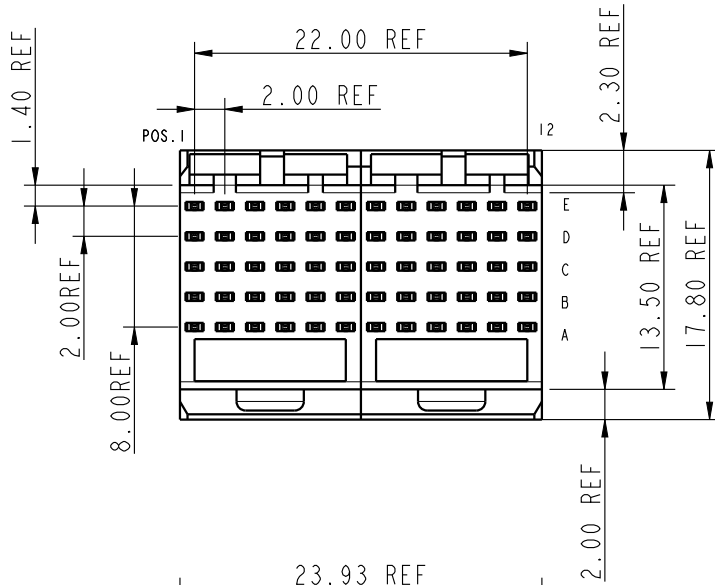


PRODUCT NUMBER

10083182-XYL F

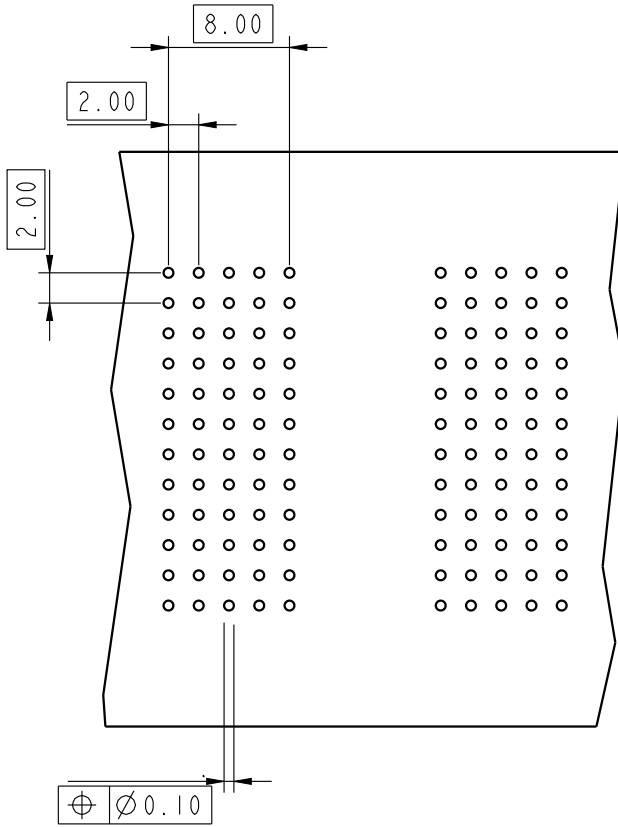


METRAL P/N	ROW	CONTACT CODE MOD. 1					MOD. 2							
		1	2	3	4	5	6	7	8	9	10	11	12	
10083182-XI0LF	E	1	1	1	1	1	1	1	1	1	1	1	1	1
	D	1	1	1	1	1	1	1	1	1	1	1	1	1
	C	1	1	1	1	1	1	1	1	1	1	1	1	1
	B	1	1	1	1	1	1	1	1	1	1	1	1	1
	A	1	1	1	1	1	1	1	1	1	1	1	1	1

METRAL P/N	ROW	CONTACT CODE MOD. 1					MOD. 2							
		1	2	3	4	5	6	7	8	9	10	11	12	
10083182-XI1LF	E	9	9	9	9	9	9	9	9	9	9	9	9	9
	D	9	9	9	9	9	9	9	9	9	9	9	9	9
	C	9	9	9	9	9	9	9	9	9	9	9	9	9
	B	9	9	9	9	9	9	9	9	9	9	9	9	9
	A	9	9	9	9	9	9	9	9	9	9	9	9	9

spec ref	*	dr	Terran Huang	2010/10/29	projection	MM	size	A4	scale	1:10		
tolerance std	TOLERANCES UNLESS OTHERWISE SPECIFIED	eng	Narayanan, Aru	2021/01/11		←→	ecn no	ELX-I-39585-1				
ISO 406		chr	-	-			rel level	Released				
ISO 1101		appr	Kuriakose, San	2021/01/11	product family	METRAL						
surface 3.200	linear	Amphenol FCI			title METRAL SIGNAL HEADER 2 MOD, 5 ROW STB WITHOUT PLASTIC POSTS			dwg no 10083182		rev C		
	0.X											±0.3
	0.XX											±0.13
	0.XXX	±0.050	amphenol-icc.com			cat. no. -			Product - Customer Drw		sheet 1 of 2	
ISO 1302	angular	0°	±2°									

Creo F114-ELX-MC-AAC, REV F, 2020-12-21



REQUIRED PC BOARD LAYOUT  
COMPONENT SIDE

SEE PRINT 58351 FOR  
ADDITIONAL PCB INFORMATION

KEY (SIGNAL STB)		
CODE	DIMENSIONS	
	DIM "A" MATE	DIM "B" TAIL
1	5.00	4.25
2	5.75	4.25
3	6.50	4.25
4	7.25	4.25
5	5.00	3.30
6	5.75	3.30
7	6.50	3.30
8	7.25	3.30
9	5.00	2.65
10	5.75	2.65
11	6.50	2.65
12	6.50	2.65
13	8.00	4.25

NOTES:

- FOR DIM A, AND B SEE SHEET 2 AND UP.
- MATERIAL : BODY : THERMOPLASTIC UL94-V0.  $\triangle C$   
CONTACT : COPPER ALLOY.
- FOR PLATING PERFORMANCE REFER DRAWING # 10159408.  $\triangle C$
- ALL PRODUCTS WITH PART NUMBERS SHOWN IN SUBSEQUENT TABLES WILL BE PACKAGED IN TUBE.
- PRODUCT SPECIFICATION GS-12-180  
APPLICATION SPECIFICATION BUS-20-074
- THE PRODUCTS MEET THE EUROPEAN UNION DIRECTIVES AND OTHER COUNTRY REGULATIONS AS DESCRIBED IN GS-47-0004.
- ALL PRODUCTS WILL WITHSTAND EXPOSURE TO 260° C FOR 60 SECONDS IN A CONVECTION, INFRA-RED OR VAPOR PHASE REFLOW OVEN.
- A  $\triangle C$  SYMBOL WILL BE NEXT TO ANY DIMENSION, VIEW, OR NOTE WHICH HAS BEEN MODIFIED WITH THE CURENY DRAWING REVISION.

spec ref	*	dr	Terran Huang	2010/10/29	projection	MM	size	A4	scale	1:10
tolerance std	TOLERANCES UNLESS OTHERWISE SPECIFIED	eng	Narayanan, Aru	2021/01/11			ecn no	ELX-I-39585-1		
ISO 406 ISO 1101		chr	-	-			rel level	Released		
surface	3.200	appr	Kuriakose, San	2021/01/11	product family	METRAL			rev	
ISO 1302	linear	Amphenol FCi		title	METRAL SIGNAL HEADER 2 MOD, 5 ROW STB WITHOUT PLASTIC POSTS			dwg no	10083182	
	angular	amphenol-icc.com		cat. no.	-			Product - Customer Drw	sheet 2 of 2	
	0.X	±0.3								
	0.XX	±0.13								
	0.XXX	±0.050								
	0°	±2°								