

292317-4 ✓ ACTIVE

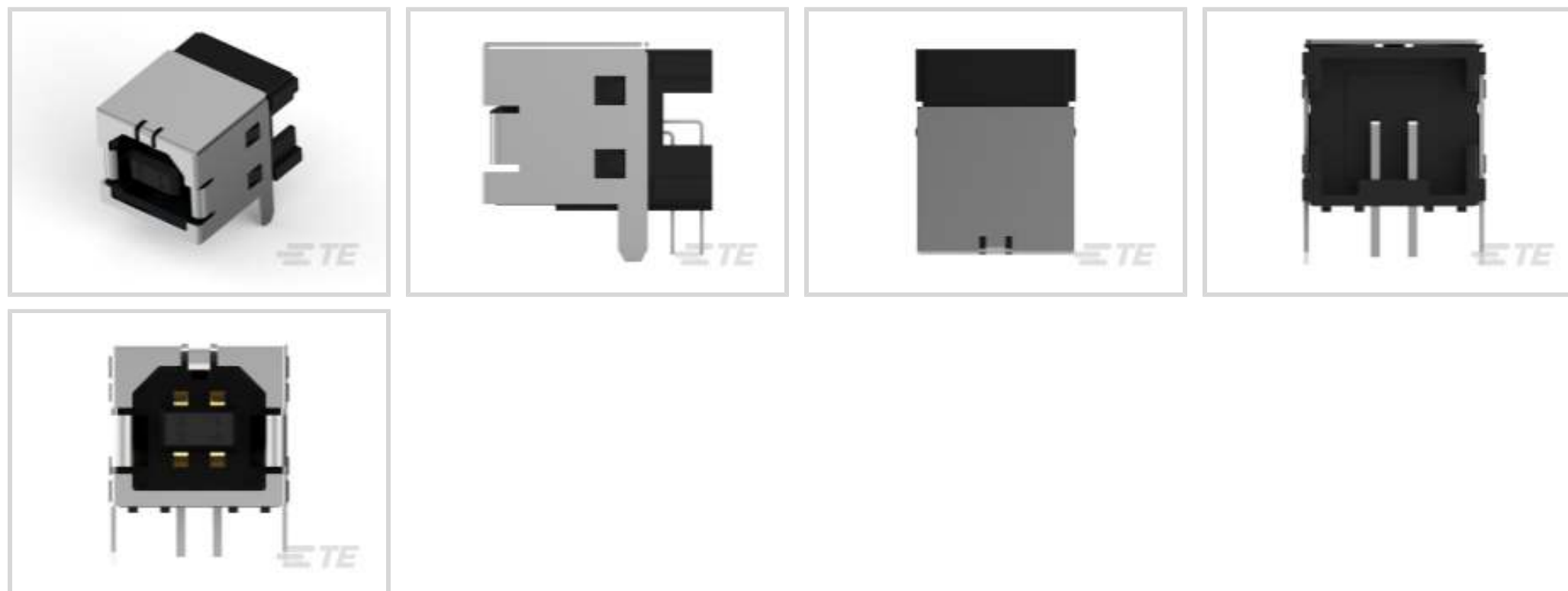
TE Internal #: 292317-4

USB Connectors, B, 2.0, Standard Profile, Receptacle, 1 Port, Top, Right Angle, Box & Tray / Tray, Flush, Through Hole - Solder, Cable-to-Board, 1500

[View on TE.com >](#)



Connectors > Audio & Video Connectors > USB Connectors



USB Adapter Type: **B**

USB Version: **2.0**

Connector Profile: **Standard**

Connector & Housing Type: **Receptacle**

Number of Ports: **1**

## Features

### Product Type Features

|                                   |                       |
|-----------------------------------|-----------------------|
| Integral Locking Latch            | Without               |
| USB Adapter Type                  | B                     |
| USB Version                       | 2.0                   |
| Connector & Housing Type          | Receptacle            |
| Connector System                  | Cable-to-Board        |
| Connector & Contact Terminates To | Printed Circuit Board |
| USB Connector Type                | USB 2.0 Type-B        |

### Configuration Features

|                     |   |
|---------------------|---|
| Number of Ports     | 1 |
| Number of Positions | 4 |

### Body Features

|                        |        |
|------------------------|--------|
| Offset                 | 0 mm   |
| Shell Plating Finish   | Matte  |
| Shell Plating Material | Nickel |



|                   |          |
|-------------------|----------|
| Connector Profile | Standard |
|-------------------|----------|

### Contact Features

|  |   |
|--|---|
| Contact Mating Area Plating Material Thickness | .76 $\mu\text{m}$ [29.92 $\mu\text{in}$ ] |
| Contact Mating Area Plating Material           | Gold Flash over Palladium Nickel          |
| Contact Current Rating (Max)                   | 1 A                                       |

### Termination Features

|   |                       |
|---|-----------------------|
| Termination Post & Tail Length              | 3.01 mm[.119 in]      |
| Termination Method to Printed Circuit Board | Through Hole - Solder |

### Mechanical Attachment

|                          |              |
|--------------------------|--------------|
| Locking Feature          | With         |
| PCB Mount Location       | Top          |
| PCB Connector Seating    | Flush        |
| PCB Mount Retention Type | Straight Leg |
| Connector Mounting Type  | Board Mount  |

### Housing Features

|                    |                 |
|--------------------|-----------------|
| Housing Material   | Thermoplastic   |
| Housing Color      | Black           |
| Body Orientation   | Right Angle     |
| Centerline (Pitch) | 2.5 mm[.098 in] |

### Dimensions

|                             |                  |
|-----------------------------|------------------|
| PCB Thickness (Recommended) | 1.57 mm[.062 in] |
|-----------------------------|------------------|

### Usage Conditions

|                             |   |
|-----------------------------|---|
| Soldering Temperature (Max) | 260 $^{\circ}\text{C}$ [500 $^{\circ}\text{F}$ ]            |
| Mating Cycles (Max)         | 1500  |
| Operating Temperature Range | -55 – 85 $^{\circ}\text{C}$ [-67 – 185 $^{\circ}\text{F}$ ] |

### Operation/Application

|                     |        |
|---------------------|--------|
| Halogen Free        | No     |
| Circuit Application | Signal |

### Industry Standards

|                            |          |
|----------------------------|----------|
| Test Identification (TID)  | 60001136 |
| Moisture Sensitivity Level | 1        |
| Industry Standard          | USB 2.0  |



UL Flammability Rating UL 94V-0

**Packaging Features**

|                    |                  |
|--------------------|------------------|
| Packaging Quantity | 273              |
| Packaging Method   | Box & Tray, Tray |

**Product Compliance**

[For compliance documentation, visit the product page on TE.com>](#)


|   |   |
|---|---|
| EU RoHS Directive 2011/65/EU                  | Compliant   |
| EU ELV Directive 2000/53/EC                   | Compliant   |
| China RoHS 2 Directive MIIT Order No 32, 2016 | No Restricted Materials Above Threshold   |
| EU REACH Regulation (EC) No. 1907/2006        | Current ECHA Candidate List: JUNE 2023 (235)<br>Candidate List Declared Against: JUNE 2023 (235)<br>Does not contain REACH SVHC |
| Halogen Content                               | Low Bromine/Chlorine - Br and Cl < 900 ppm per homogenous material. Also BFR /CFR/PVC Free                                      |
| Solder Process Capability                     | Wave solder capable to 265°C  |

Product Compliance Disclaimer

This information is provided based on reasonable inquiry of our suppliers and represents our current actual knowledge based on the information they provided. This information is subject to change. The part numbers that TE has identified as EU RoHS compliant have a maximum concentration of 0.1% by weight in homogenous materials for lead, hexavalent chromium, mercury, PBB, PBDE, DBP, BBP, DEHP, DIBP, and 0.01% for cadmium, or qualify for an exemption to these limits as defined in the Annexes of Directive 2011/65/EU (RoHS2). Finished electrical and electronic equipment products will be CE marked as required by Directive 2011/65/EU. Components may not be CE marked. Additionally, the part numbers that TE has identified as EU ELV compliant have a maximum concentration of 0.1% by weight in homogenous materials for lead, hexavalent chromium, and mercury, and 0.01% for cadmium, or qualify for an exemption to these limits as defined in the Annexes of Directive 2000/53/EC (ELV). Regarding the REACH Regulation, the information TE provides on SVHC in articles for this part number is based on the latest European Chemicals Agency (ECHA) 'Guidance on requirements for substances in articles' posted at this URL: <https://echa.europa.eu/guidance-documents/guidance-on-reach>

**Customers Also Bought**

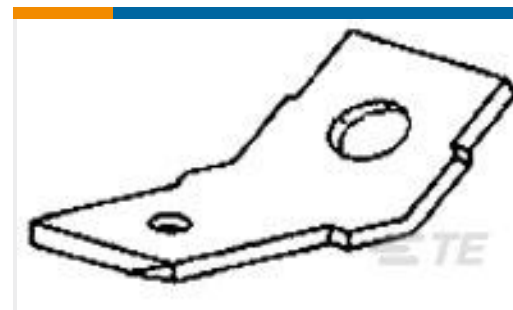




TE Part #1761608-5  
IDC LOW PRO HDR 14P VERT SHT L



TE Part #1-292207-3  
MINI CT SGL DIP V 13P NAT



TE Part #61761-2  
187 FASTON TAB TPBR



TE Part #5-1734857-5  
PCI EXP STRADDLE 36P BLK 30u"



TE Part #8-1734774-4  
PCI EXP 2.3L 98 POS BLK G/F



TE Part #4-1437195-9  
FST-22.5A

## Documents

### Product Drawings

[STD USB TYPE B, R/A, T/H](#)

English

### CAD Files

[3D PDF](#)

3D

Customer View Model

[ENG\\_CVM\\_CVM\\_292317-4\\_C.2d\\_dxf.zip](#)

English

Customer View Model

[ENG\\_CVM\\_CVM\\_292317-4\\_C.3d\\_igs.zip](#)

English

Customer View Model

[ENG\\_CVM\\_CVM\\_292317-4\\_C.3d\\_stp.zip](#)

English

By downloading the CAD file I accept and agree to the [Terms and Conditions](#) of use.

### Product Specifications

[Application Specification](#)

English

### Product Environmental Compliance

[MD\\_292317-4\\_09112013523\\_dmtec](#)

English

[MD\\_292317-4\\_09112013523\\_dmtec](#)

English



[Agency Approvals](#)

[UL Report](#)

English