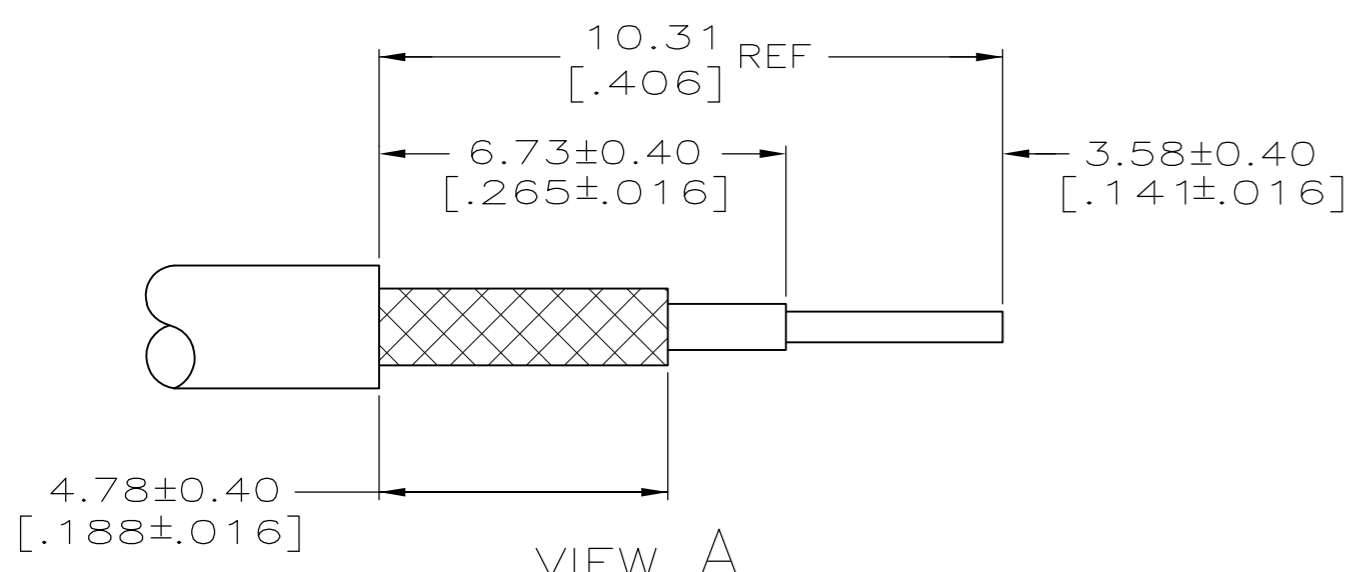
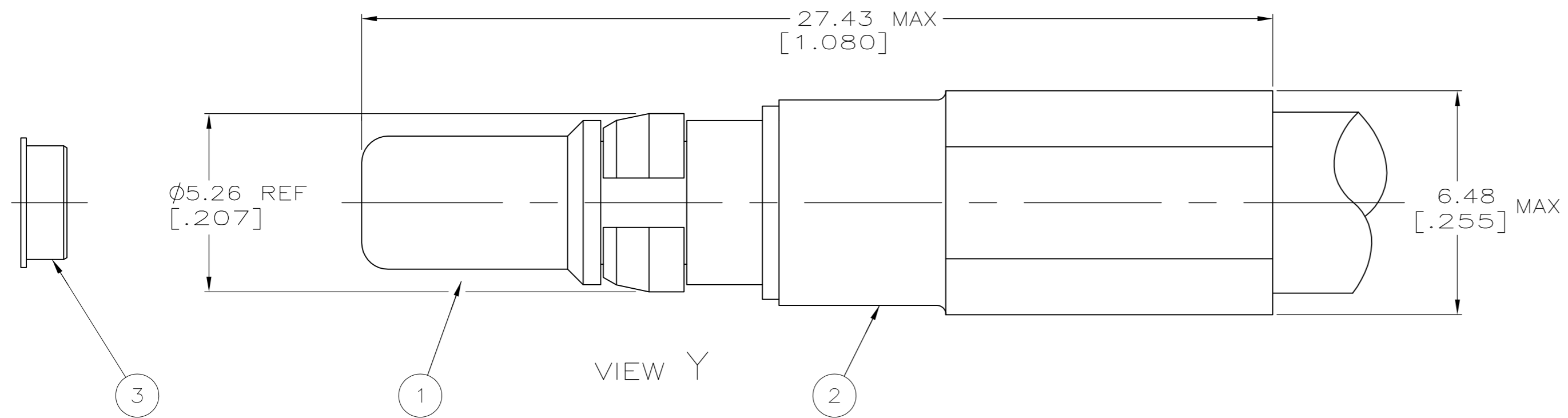
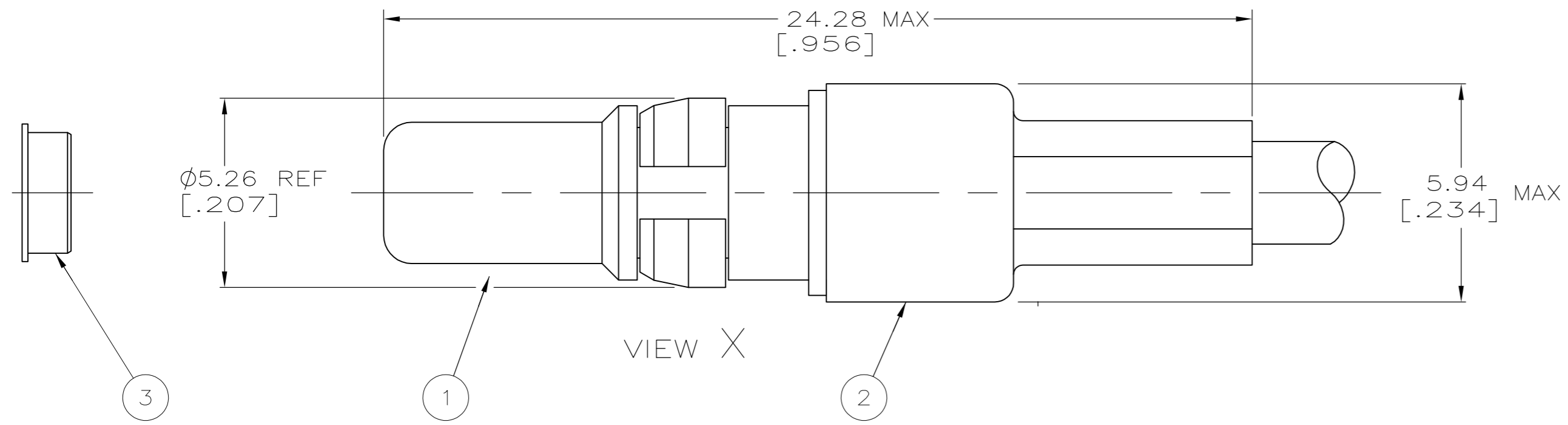
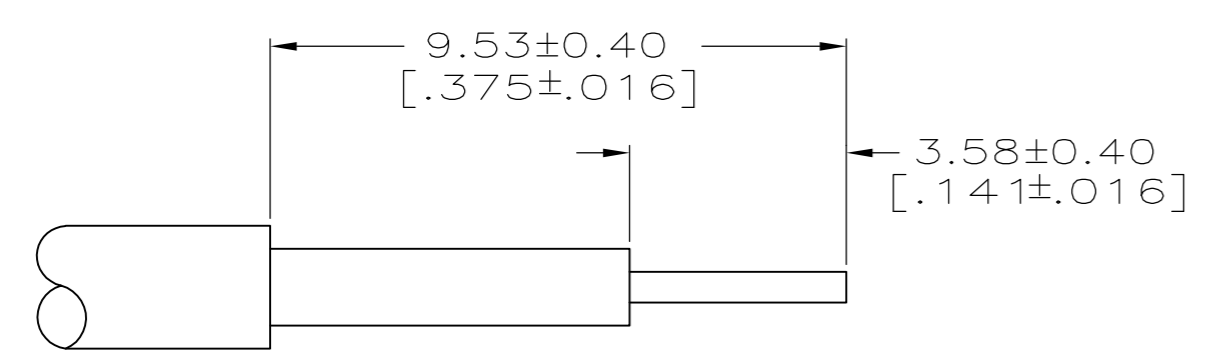


THIS DRAWING IS UNPUBLISHED. RELEASED FOR PUBLICATION
 © COPYRIGHT BY TYCO ELECTRONICS CORPORATION. ALL RIGHTS RESERVED.

LOC	DIST	REVISIONS			
P	LTR	DESCRIPTION	DATE	DWN	APVD
AJ	16				
		K	REVISED PER EC 0S14-0456-04	18NOV05	BL JL
		K1	REVISED PER ECO-09-020689	25AUG09	KK AEG



VIEW A
RECOMMENDED STRIP LENGTH



VIEW B
RECOMMENDED STRIP LENGTH

- 1. FOR USE WITH: RG-142/U, 142A/U, 142B/U, 58A/U & 400/U, BELDIN 9246
- 2. USE HAND TOOL: 69710-2
PNEUMATIC TOOL: 69365-8
EXTRACTION TOOL: 58095-1
- 3. ITEM #3 IS USED TO STABILIZE THE CRIMPED CONNECTOR IN THE HOUSING CAVITY, OTHERWISE DISCARD
- 4. FOR USE WITH: RD-316/U, 174/U, & 188/U
DOUBLE BRAIDED CABLE
- 5. OBSOLETE PARTS: OBSOLETE CIS STREAMLINING PER D.RENAUD/D.SINISI

OBSOLETE	59993-1		228616-1	9-221205-0	222049-1	X,A	221980-5
OBSOLETE	58212-1	RG-402/U, .141 SEMI RIGID	228616-1	222401-3	222059-1	Y,B	221980-4
OBSOLETE	59993-1	RG-179/U, 179A/U & 179B/U	228616-1	9-228603-0	222049-2	X,A	221980-3
OBSOLETE	58212-1		228616-1	9-225381-0	222059-1	Y,A	221980-2
	59993-1	RG-174/U, 188/U & 316/U	228616-1	9-228603-0	222049-1	X,A	221980-1
	DIE SET	USE WITH CABLE	3 ALIGNMENT RING QTY=1	2 FERRULE QTY=1	1 PIN ASSY QTY=1	VIEW	PART NUMBER

THIS DRAWING IS A CONTROLLED DOCUMENT.

DIMENSIONS: INCHES	TOLERANCES UNLESS OTHERWISE SPECIFIED:	DWN B. WERNER 8-26-91	Tyco Electronics Corporation Harrisburg, Pa 17105-3608
	0 PLC ± -	CHK D. DOYE 8-26-91	
	1 PLC ± -	APVD D. DOYE 8-26-91	
	2 PLC ± -	PRODUCT SPEC	
MATERIAL	FINISH	APPLICATION SPEC	NAME PIN, STRAIGHT, 50 OHM, SIZE 8
		WEIGHT	SIZE A2 CAGE CODE 00779 DRAWING NO C-221980 RESTRICTED TO
		CUSTOMER DRAWING	SCALE 1:1 SHEET 1 OF 1 REV K1