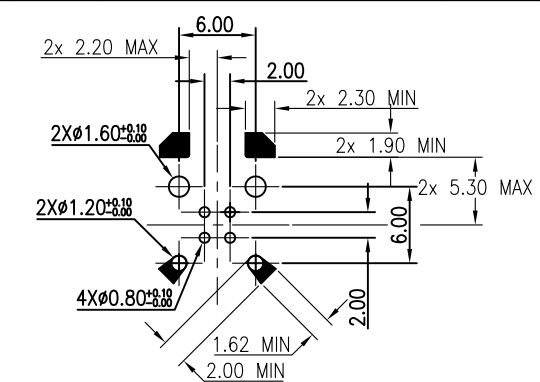
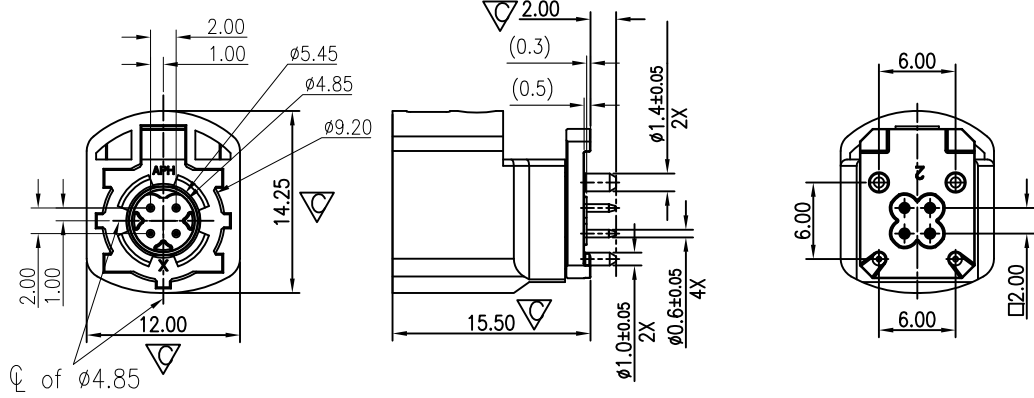


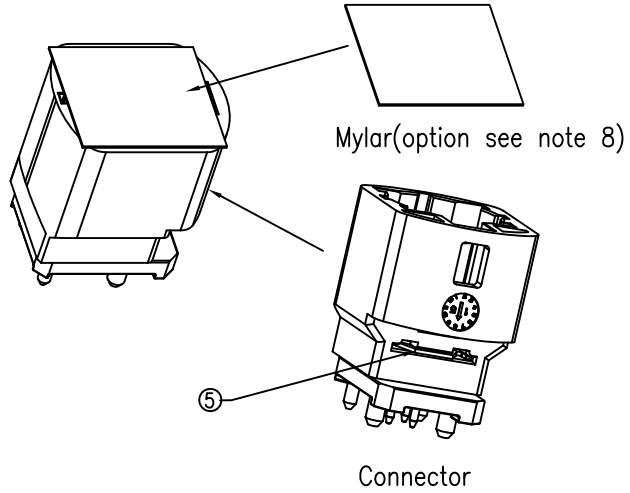
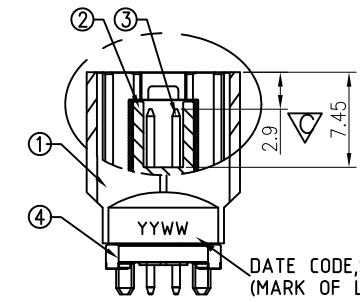
This document is the property of Amphenol Corporation and is delivered on the express condition that it is not to be disclosed, reproduced or used, in whole or in part, for manufacture or sale by anyone other than Amphenol Corporation without its prior consent, & that no right is granted to disclose or to use any information in this document.

CUSTOMER DRAWING

REVISIONS				
SYM	ECN	DESCRIPTION	DATE	APPROVED
1	N/A	FIRST RELEASE	04/28'20	IP



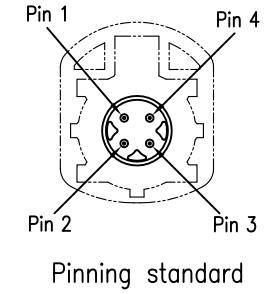
■:CONNECTOR STADOFF AREA
RECOMMENDED PCB LAYOUT TOP VIEW
 TOLERANCE:±0.05(PCB THICKNESS=1.6±0.15mm)



- Notes:
- Material:
 - ① Housing: High temperature Thermoplastic,color see table 1.
 - ② Dielectric: High temperature thermoplastic,color black.
 - ③ Center contacts: Copper alloy.
 - ④ Outer contact : Zinc alloy.
 - ⑤ Baffle: Stainless steel.
 - Finish:
 - ③ Center contacts: 0.15µm Min gold mating area over 1-3 µm Ni; gold flash over 1-3 µm Ni on solder tail.
 - ④ Outer contact : 1.25-6µm matte tin on solder tail over 1-3 µm Ni.
 - Operating temperature: -40~105°C
 - Storage temperature: -40~105°C
 - RoHS compliant.
 - Dimension marked ▽ should be checked the cpk
 - Date code:YYWW EX.1921 means 2019,week21
Font: courier new
 - Order P/N system:
HSD NXSP PCB14WBX

TABLE 1

PLUG	CODING	COLOR	RAL
	A	JET BLACK	SIM. 9005
	B	CREAM WHITE	SIM. 9001
	C	SIGNAL BLUE	SIM. 5005
	D	CLARET VIOLET	SIM. 4004
	E	LEAF GREEN	SIM. 6002
	F	NUT BROWN	SIM. 8011
	Z	WATER BLUE	SIM. 5021



Coding: _____ Packing method:
 See table 1 A- Packing by tape & reel with mylar
 B- Packing by tray with mylar
 C- In bulk with mylar
 D- Packing by tape & reel without mylar

UNLESS OTHERWISE SPECIFIED TOLERANCES U.S. METRIC X +/- 0.50 .XX +/- 0.25 .XXX +/- 0.20 FRACTIONS +/- ANGLES +/- 5°	APPROVAL		DATE	Amphenol Amphenol East Asia Limited
	DRAWN	WIII	04/28'20	
FOR MATERIALS AND FINISHES SEE NOTES	CHECKED	Dam	04/28'20	TITLE
REMOVE SHARP EDGES	DRAWING FILE :			CUSTOMER DRAWING FOR
DIMENSIONS	ANGLE OF PROJECTION			HSD VERTICAL PLUG CONNECTOR,NORTH LOCATION
U.S. INCHES	MM			SIZE DRAWING NO.
METRIC	MM			A3 HSDNXSPPCB14WBX
				SCALE N/A
				SHEET 1 OF 1