

Base strip - IMC 1,5/ 7-G-3,5 RN P20 THR - 1830618

Please be informed that the data shown in this PDF Document is generated from our Online Catalog. Please find the complete data in the user's documentation. Our General Terms of Use for Downloads are valid (<http://phoenixcontact.com/download>)

Header, Nominal current: 8 A, Rated voltage (III/2): 160 V, Number of positions: 7, Pitch: 3.5 mm, Color: black, Contact surface: Tin, Mounting: THR soldering



The figure shows a 10-position version of the product



Key Commercial Data

Packing unit	1 pc
Minimum order quantity	50 pc
Weight per Piece (excluding packing)	2.8 g
Custom tariff number	85366990
Country of origin	Germany

Technical data

Dimensions

Length	14.5 mm
Pitch	3.50 mm
Dimension a	21 mm
Width	25.3 mm
Height	6.3 mm
Length of the solder pin	2 mm
Pin dimensions	1,12 mm
Pin spacing	2.54 mm
Hole diameter	1.2 mm

General

Range of articles	IMC 1,5/..-G-RN-THR
Insulating material group	IIIa

Base strip - IMC 1,5/ 7-G-3,5 RN P20 THR - 1830618

Technical data

General

Rated surge voltage (III/3)	2.5 kV
Rated surge voltage (III/2)	2.5 kV
Rated surge voltage (II/2)	2.5 kV
Rated voltage (III/3)	160 V
Rated voltage (III/2)	160 V
Rated voltage (II/2)	320 V
Connection in acc. with standard	EN-VDE
Nominal current I _N	8 A
Maximum load current	8 A
Insulating material	LCP
Flammability rating according to UL 94	V0
Color	black
Number of positions	7

Standards and Regulations

Connection in acc. with standard	EN-VDE
	CUL
Flammability rating according to UL 94	V0

Classifications

eCl@ss

eCl@ss 4.0	272607xx
eCl@ss 4.1	27260701
eCl@ss 5.0	27260701
eCl@ss 5.1	27260701
eCl@ss 6.0	27260704
eCl@ss 7.0	27440402
eCl@ss 8.0	27440402
eCl@ss 9.0	27440402

ETIM

ETIM 4.0	EC002637
ETIM 5.0	EC002637

UNSPSC

UNSPSC 6.01	30211810
UNSPSC 7.0901	39121409

Base strip - IMC 1,5/ 7-G-3,5 RN P20 THR - 1830618

Classifications

UNSPSC

UNSPSC 11	39121409
UNSPSC 12.01	39121409
UNSPSC 13.2	39121409

Approvals

Approvals

Approvals


cULus Recognized / VDE Gutachten mit Fertigungsüberwachung / IEC60335 CB Scheme / EAC


Ex Approvals

Approvals submitted

Approval details

cULus Recognized		
	B	D
Nominal current I _N	8 A	8 A
Nominal voltage U _N	300 V	300 V

VDE Gutachten mit Fertigungsüberwachung 	
Nominal current I _N	8 A
Nominal voltage U _N	160 V

IECEE CB Scheme 	
Nominal current I _N	8 A
Nominal voltage U _N	160 V

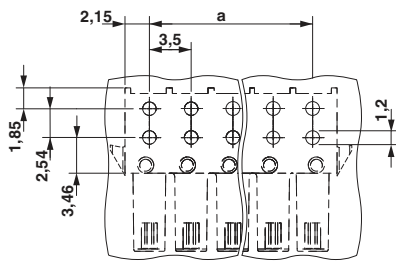
Base strip - IMC 1,5/ 7-G-3,5 RN P20 THR - 1830618

Approvals

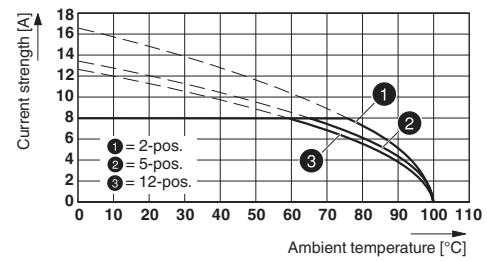
EAC

Drawings

Drilling diagram

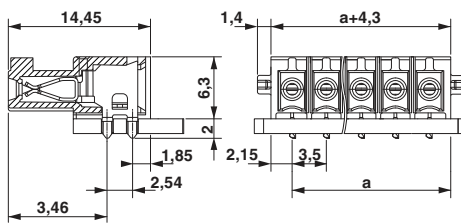


Diagram

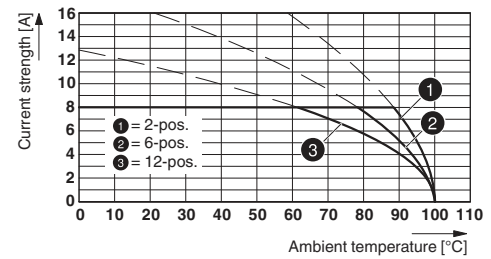


Type: IFMC 1,5/...-ST-3,5-RF with IMC 1,5/...-G-3,5 RN P20 THR

Dimensional drawing



Diagram



Type: IMC(V) 1,5/...-G-3,5 THR with MC(V) 1,5/...-G-3,5 THR