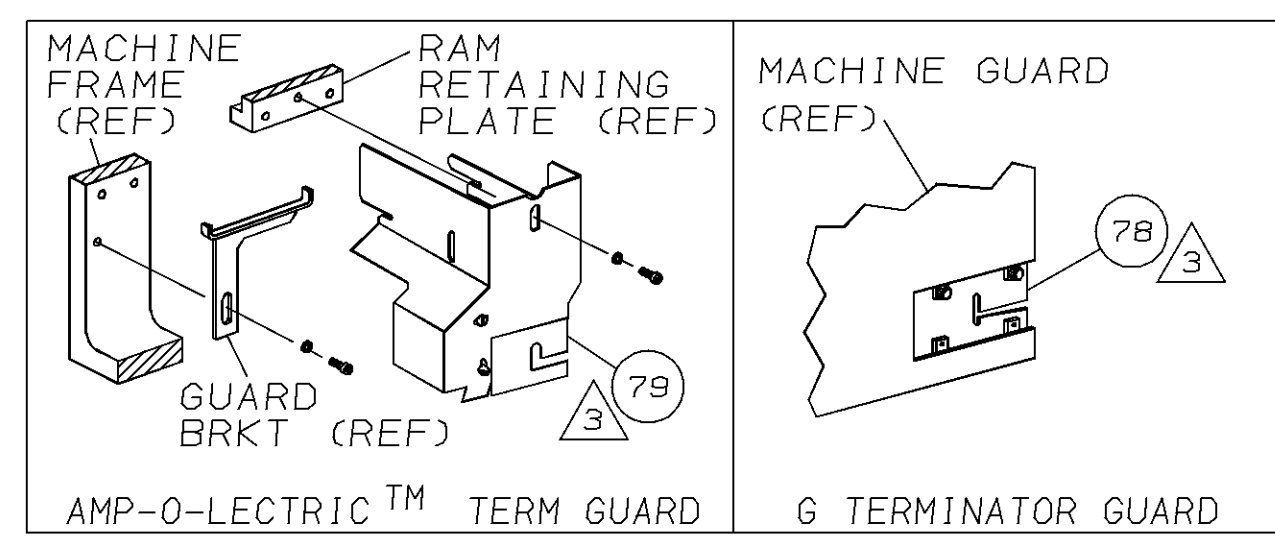


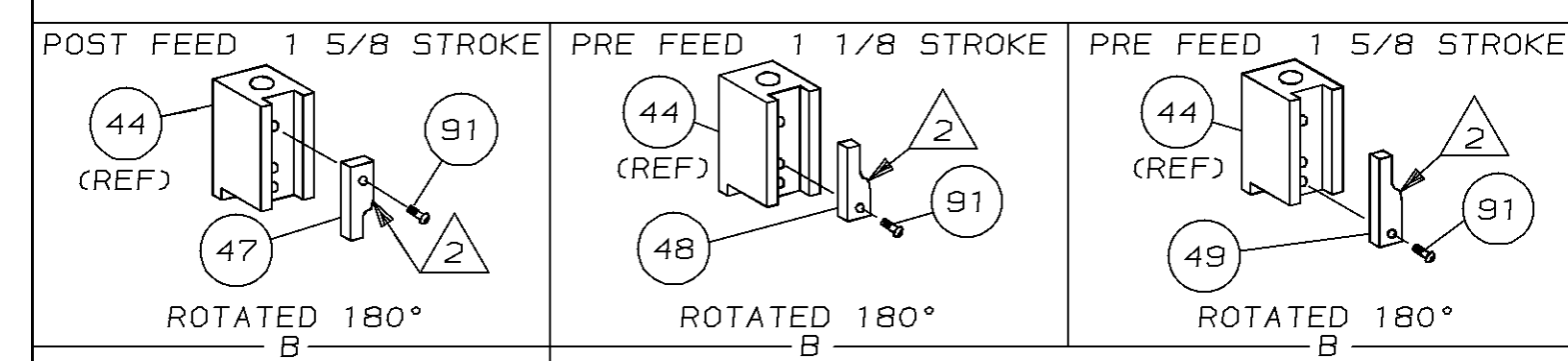
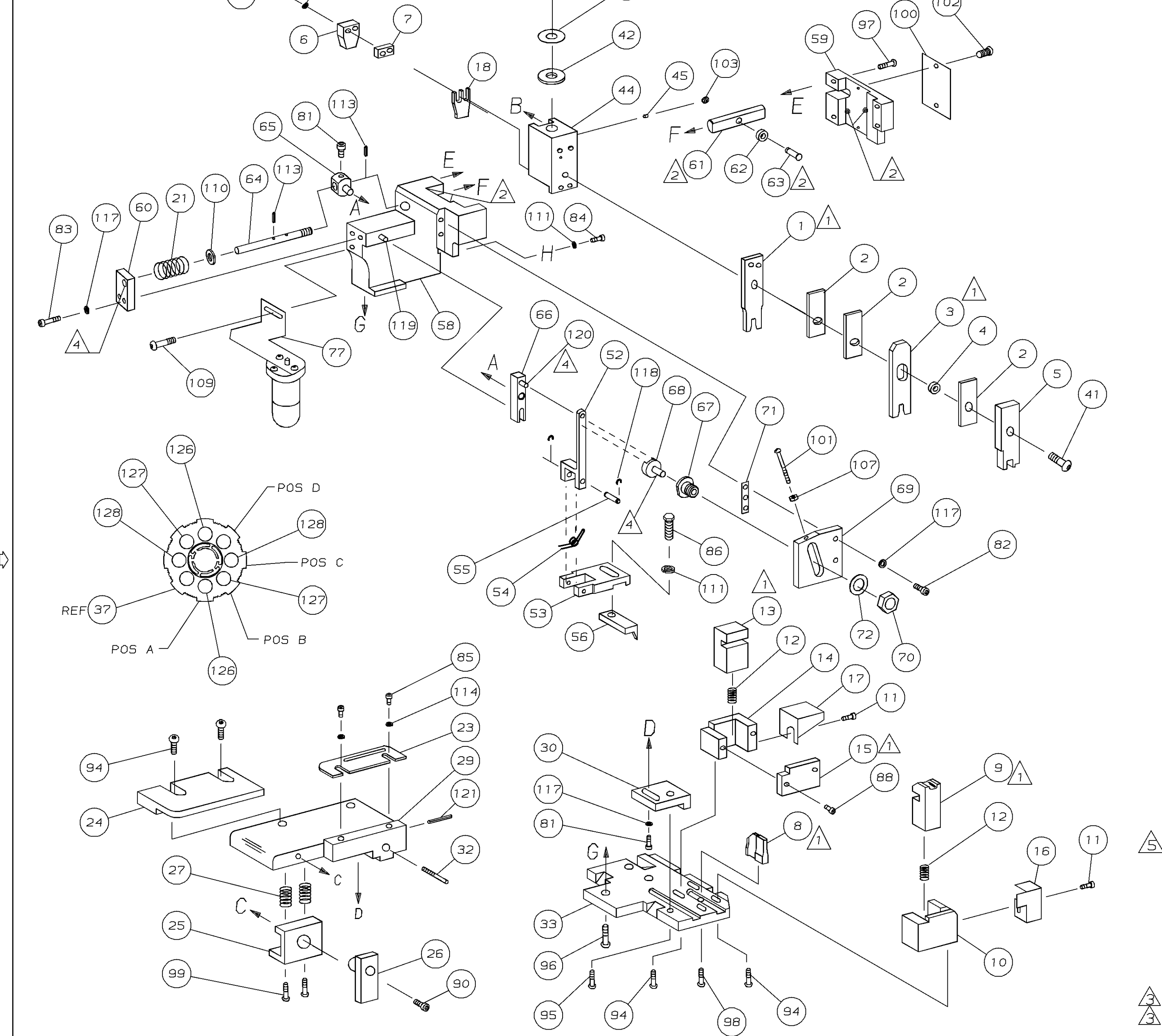
PART NUMBER	REV	FIRST USED
680461-1	B	122500-1
680461-2	B	565435-5
680461-3	B	354500-1



PAD LTR		CRIMP HEIGHT		WIRE SIZE
A	.050 ±.002 [1.28 ±0.05mm]			1 mm ²
B	.043 ±.002 [1.10 ±0.05mm]			0.5 mm ²
C	NOT			USED
D	NOT			USED
CRIMP	SIZE	TYPE	RANGE	
WIRE	.090 [2.29mm]	F	0.5 mm ² -1 mm ²	
INSUL	.100 [2.54mm]	F	-	

LEADMAKER		MECH POST FEED		ITEM NO
BENCH MODEL K	MECH PRE FEED	BENCH MODEL G	MECH PRE FEED	
-1	-	-	-	
-2	-	-	-	69
-3	-	-	-	68
1	1	1	-	67
1	1	1	-	66
1	1	1	-	65
1	1	1	-	64
1	1	1	-	63
1	1	1	-	62
1	1	1	-	61
1	1	1	-	60
1	1	1	-	59
1	1	1	-	58
1	1	1	-	57
1	1	1	-	56
1	1	1	-	55
1	1	1	-	54
1	1	1	-	53
1	1	1	-	52
				51
				50
1	-	-	-	49
-	1	-	-	48
-	-	1	-	47
				46
1	1	1	-	45
1	1	1	-	44
1	1	1	-	43
1	1	1	-	42
1	1	1	-	41
1	1	1	-	40
1	1	1	-	39
1	1	1	-	38
1	1	1	-	37
1	1	1	-	36
1	1	1	-	35
				34
1	1	1	-	33
1	1	1	-	32
				31
1	1	1	-	30
1	1	1	-	29
				28
2	2	2	-	27
1	1	1	-	26
1	1	1	-	25
1	1	1	-	24
1	1	1	-	23
-	-	1	-	22
1	1	1	-	21
1	1	-	-	20
1	1	-	-	19
1	1	1	-	18
1	1	1	-	17
1	1	1	-	16
1	1	1	-	15
1	1	1	-	14
1	1	1	-	13
2	2	2	-	12
2	2	2	-	11
1	1	1	-	10
1	1	1	-	9
1	1	1	-	8
1	1	1	-	7
1	1	1	-	6
1	1	1	-	5
1	1	1	-	4
1	1	1	-	3
3	3	3	-	2
1	1	1	-	1

THIS DRAWING IS A CONTROLLED DOCUMENT FOR AMP INCORPORATED. IT IS SUBJECT TO CHANGE AND THE CONTROLLING ENGINEERING ORGANIZATION SHOULD BE CONTACTED FOR THE LATEST REVISION.



- ① RECOMMENDED SPARE PARTS.
- ② GREASE LIGHTLY.
- ③ GUARD MUST BE IN PLACE WHEN OPERATING APPLICATOR IN A BENCH MACHINE.
- ④ LUBRICATE DAILY USING NO. 20 MACHINE OIL.
- ⑤ CUT TO LENGTH AT ASSY
- ⑥ GUIDE OFF INSULATION BARREL

WIRE STRIP LENGTH	TERM APPL SPEC	FEED	APPL INSTRUCTION	SET UP GAGE	LAYOUT	ITEM NO	
.218-.250	NONE	.512	408-8040	458637-1	L1926	129	
2	2	2	-	-	-	128	
2	2	2	-	-	-	127	
1	1	1	-	-	-	126	
1	1	1	-	-	-	125	
1	1	1	-	-	-	124	
1	1	1	-	-	-	123	
						122	
1	1	1	-	-	-	121	
1	1	1	-	-	-	120	
1	1	1	-	-	-	119	
2	2	2	-	-	-	118	
5	5	5	-	-	-	117	
						116	
						115	
2	2	2	-	-	-	114	
2	2	2	-	-	-	113	
						112	
4	4	4	-	-	-	111	
1	1	1	-	-	-	110	
-	1	-	-	-	-	109	
						108	
1	1	1	-	-	-	107	
						106	
						105	
1	1	-	-	-	-	104	
1	1	1	-	-	-	103	
2	2	2	-	-	-	102	
1	1	1	-	-	-	101	
1	1	1	-	-	-	100	
2	2	2	-	-	-	99	
1	1	1	-	-	-	98	
2	2	2	-	-	-	97	
3	3	3	-	-	-	96	
1	1	1	-	-	-	95	
6	6	6	-	-	-	94	
						93	
						92	
1	1	1	-	-	-	91	
1	1	1	-	-	-	90	
1	1	-	-	-	-	89	
2	2	2	-	-	-	88	
2	2	2	-	-	-	87	
1	1	1	-	-	-	86	
2	2	2	-	-	-	85	
1	1	1	-	-	-	84	
2	2	2	-	-	-	83	
2	2	2	-	-	-	82	
2	2	2	-	-	-	81	
						80	
-	REF	-	-	-	-	79	
REF	-	-	-	-	-	78	
-	1	-	-	-	-	77	
						76	
						75	
1	1	1	-	-	-	74	
1	1	1	-	-	-	73	
1	1	1	-	-	-	72	
1	1	1	-	-	-	71	
-3	-2	-1	U/M	DWG SIZE	PART NO	DESCRIPTION	ITEM NO

LOC	DIST	NAME
A	66	LEADMAKER
B		BENCH MACHINE

DIMENSIONS IN INCHES. DO NOT SCALE PRINT. TOLERANCES UNLESS OTHERWISE SPECIFIED.		MATERIAL		FINISH	
DR	5/13/97	APP	5/13/97	J. DODDS	
P. MCCARTY		REL	11/4/97	B. MORGAN	
CHK	5/13/97	REL	8/97		
C. ERISMAN					
NAME: SIDE FEED HDM APPLICATOR					
SCALE: -				DWG NO: 680461	MACHINE REF: MINI APPL
REVISION RECORD				DATE	SHEET: 1 OF 1