

SURFBOARDS[®]

THE BREADBOARDING MEDIUM FOR **SURFACE MOUNT**™



33000 SERIES APPLICATION SPECIFIC ADAPTERS

IDS33508
REV A-10-2011

MODEL **33508**
8 LEAD .5 mm PITCH DEVICES

DEVICE LEAD WIDTHS
1.0, 1.4, 1.8, 2.0, 3.0, To Max 3.95 MM

ACCEPTS
PARTIAL LISTING

SC-8, SC-70-8, US8, VSSOP .5mm

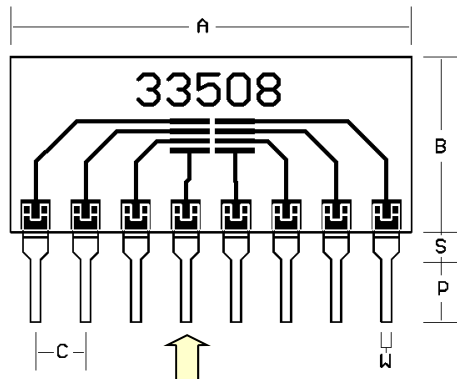
ON SEMI **ULLGA8 1.9x1.0,0.5P,
WDFN8 2x2,0.5P**

ANALOG **LFCSP-WD (CP-8-6) 2x2 MM**

MAXIM **8L TDFN 2x2x0.75MM**

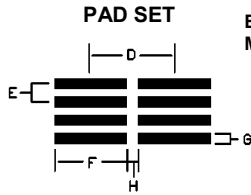
MICREL **TMLF (COL) 2x2 8 Lead**

TEXAS INST. **DQL (R-PX2SON-N8)
DCU (R-PDSO-G8) VSSOP
DDU (R-PDSO-G8)**



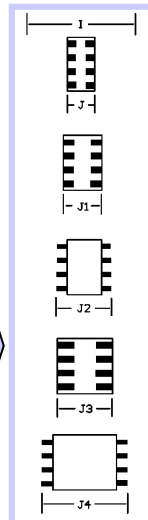
DRAWINGS
NOT TO
SCALE

**SINGLE-IN-LINE (SIP) PINS
ON .100 in. CENTERS**



EXAMPLE DEVICES (J)
MAX DEVICE WIDTH (I)

**JUST ADD PARTS
AND
PLUG-IN™**



ALWAYS CONSULT DEVICE DATA SHEET TO INSURE PROPER FIT

FIG.	MM	IN.	NOTE:
A	20.32	.800	BOARD WIDTH +/- .5mm .020in.
B	8.89	.350	BOARD HEIGHT +/- .5mm .020in.
C	2.54	.100	SIP PIN SPACE +/- .20mm .008in.
D	2.3	.090	PAD CENTERLINE
E	.5	.020	DEVICE LEAD PITCH
F	2.0	.079	PAD LENGTH
G	.3	.012	PAD WIDTH
H	.3	.012	GAP
I	3.95	.155	MAX LEAD WIDTH
J	1.0	.039	TYPICAL LEAD WIDTH
J1	1.4	.055	ALTERNATE LEAD WIDTH
J2	1.8	.071	ALTERNATE LEAD WIDTH
J3	2.0	.079	ALTERNATE LEAD WIDTH
J4	3.0	.118	ALTERNATE LEAD WIDTH
P	3.3	.130	LENGTH FROM SHOULDER +/- .5mm .020in.
S	1.57	.062	PIN SHOULDER HEIGHT
W	.5	.020	PIN WIDTH

MOUNTING PADS ARE OVERSIZED IN LENGTH TO ACCEPT A WIDER RANGE OF DEVICE WIDTHS AND TOLERANCES AND TO PERMIT HAND SOLDERING. SEE WEBSITE FOR SOLDERING SUGGESTIONS

BOARD SPECIFICATIONS

BOARD MATERIAL: .8mm, +/- .13mm .031in +/- .005 in. Thick G-10 FR-4 Glass Epoxy or equivalent.

CIRCUITS: 1 oz. Copper with RoHS compliant Lead Free solder coating. Patten Position on board +/- .5mm .020in.



RoHS
Compliant
EC 2002/95

TOLERANCES: If not noted are +/- 20%. Nominal values are given. Controlling unit is Millimeters. Values rounded to nearest decimal. Slight Variations due to manufacturing process can occur.

Copyright 2011 by Capital Advanced Technologies, Inc. All rights reserved. Surfboards is a registered trademark of Capital Advanced Technologies, Inc. The Breadboarding medium for surface mount, Just add parts and plug-in, and the Leaf Circuit Logo are trademarks of Capital Advanced Technologies, Inc. All other trademarks are the property of their respective owners. Specifications, availability, and price is subject to change without notice. All information given is believed to be accurate but is not guaranteed. The user of information given or products represented by such information is responsible for determining the suitability of said information or products for a given purpose. No inducement is intended or permission granted for infringement of any patent or unauthorized use of any intellectual property of Capital Advanced Technologies or others.

CAPITAL ADVANCED TECHNOLOGIES, INC.

CAROL STREAM, ILLINOIS. USA PHONE 630-690-1696 FAX 630-690-2498

WWW.CapitalAdvanced.Com

MADE
IN
USA