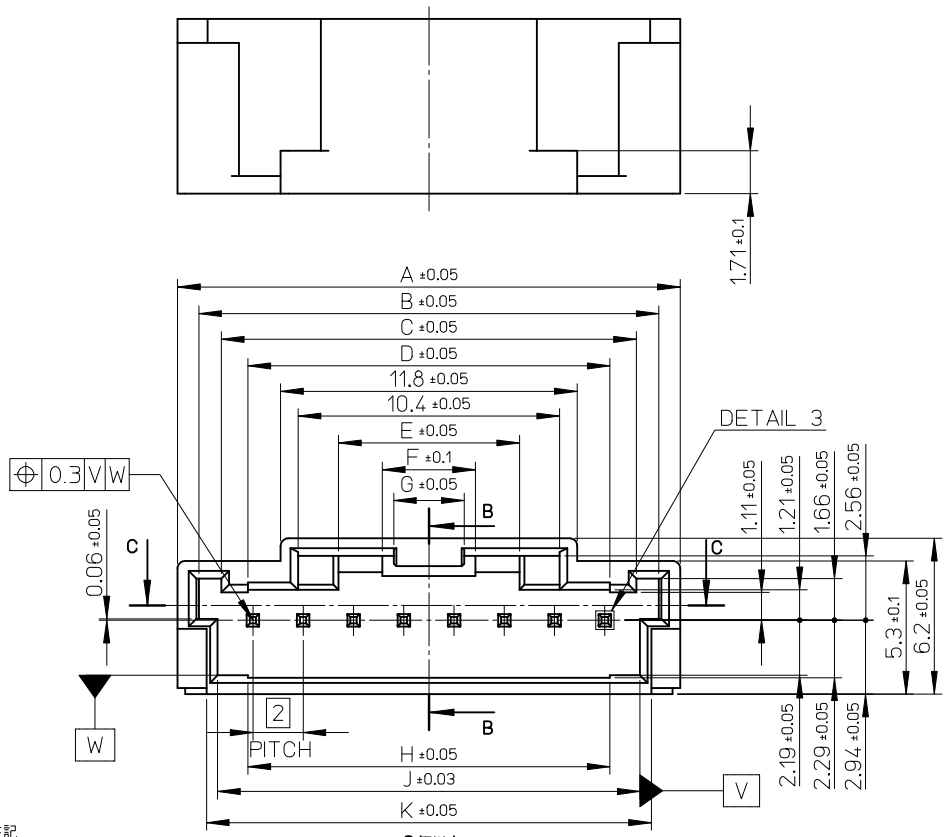

6極以上
6CKTS OR MORE

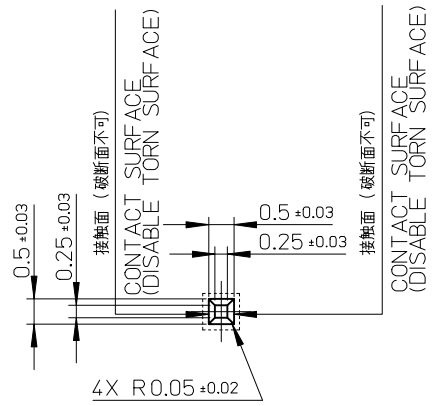

DETAIL 3
SCALE 10:1

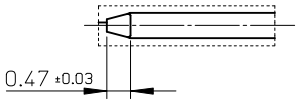

DETAIL 4
SCALE 10:1

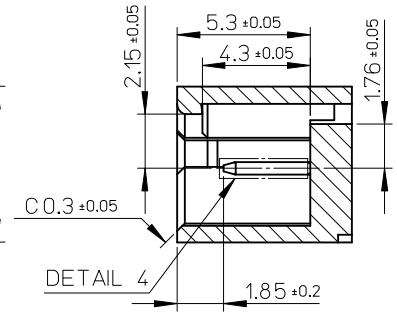

SECTION B-B

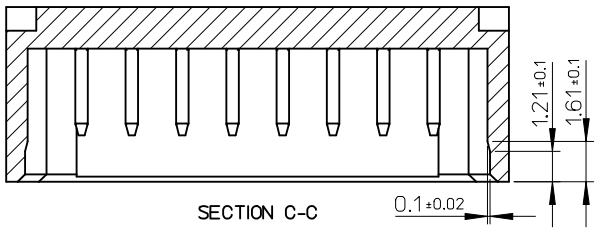

SECTION C-C

K	J	H	G	F	E	D	C	B	A	CKT
31.7	30.8	28.4	2.8	3.7	7.2	28.4	30.5	32.3	34	15
29.7	28.8	26.4	2.8	3.7	7.2	26.4	28.5	30.3	32	14
27.7	26.8	24.4	2.8	3.7	7.2	24.4	26.5	28.3	30	13
25.7	24.8	22.4	2.8	3.7	7.2	22.4	24.5	26.3	28	12
23.7	22.8	20.4	2.8	3.7	7.2	20.4	22.5	24.3	26	11
21.7	20.8	18.4	2.8	3.7	7.2	18.4	20.5	22.3	24	10
19.7	18.8	16.4	2.8	3.7	7.2	16.4	18.5	20.3	22	9
17.7	16.8	14.4	2.8	3.7	7.2	14.4	16.5	18.3	20	8
15.7	14.8	12.4	2.8	3.7	7.2	12.4	14.5	16.3	18	7
13.7	12.8	10.4	2.8	3.7	7.2	10.4	12.5	14.3	16	6
11.7	10.8	8.4	2.8	3.7	7.2			12.3	14	5
9.7	8.8	6.4	2.8	3.7	7.1			10.3	12	4
7.7	6.8	4.4	2	2.9	5.1			8.3	10	3
										2

注記
NOTES

1.弊社製品寸法を保証するものではありません。
THS DRAWING IS NOT GUARANTY DIMENSIONS FOR MOLEX PRODUCT.
2.嵌合相手
MATES WITH
502351-**0*:DuraClik
505151-**00:DuraClik TPA
560123-**0*:DuraClik ISL
3.メッキ仕様
ピン：銅合金、ニッケル下地(1μm以上)、錫メッキ(1μm以上)
PLATING SPEC
PIN:COPPER ALLOY,TIN(1μm MIN.) OVER NICKEL(1μm MIN.) PLATE.
4.参照図面
REFERENCE DRAWING
SD-502352-001

RECOMMENDED DIMENSIONS FOR CONNECTOR INTERFACE

RELEASED
EC NO: JTR2016-0011 2015/03/25
DRWN:YTAMAKI 2015/07/24
CH'KD:HKOMATSU 2015/07/24
APPR:MAYAMAMOTO
DESCRIPTION
REV 0

QUALITY SYMBOLS
F=0
F=0
F=0

GENERAL TOLERANCES (UNLESS SPECIFIED)

	mm	INCH
4 PLACES	± ---	± ---
3 PLACES	± ---	± ---
2 PLACES	± ---	± ---
1 PLACE	± ---	± ---
0 PLACE	± ---	± ---

ANGULAR ± - °
DRAFT WHERE APPLICABLE MUST REMAIN WITHIN DIMENSIONS

DIMENSION STYLE: MM ONLY
SCALE: 5:1
DESIGN UNITS: METRIC
THIRD ANGLE PROJECTION

DRAWN BY: YTAMAKI DATE: 2015/03/25
CHECKED BY: HKOMATSU DATE: 2015/07/24
APPROVED BY: MAYAMAMOTO DATE: 2015/07/24
MATERIAL NO.: ---

TITLE
2.0MM PITCH W/B CONN.
INTERFACE DRAWING

molex

DOCUMENT NO.: SD-502352-003-JP
SHEET NO.: 1 OF 2
SIZE: A3

THIS DRAWING CONTAINS INFORMATION THAT IS PROPRIETARY TO MOLEX INCORPORATED AND SHOULD NOT BE USED WITHOUT WRITTEN PERMISSION

CKTS	ISL Receptacle	TPA Receptacle	Standard Receptacle
15		505151	502351
14			
13			
12			
11			
10	560123		
9			
8	560123		
7			
6	560123		
5			
4	560123		
3			
2			
Mate With Series			

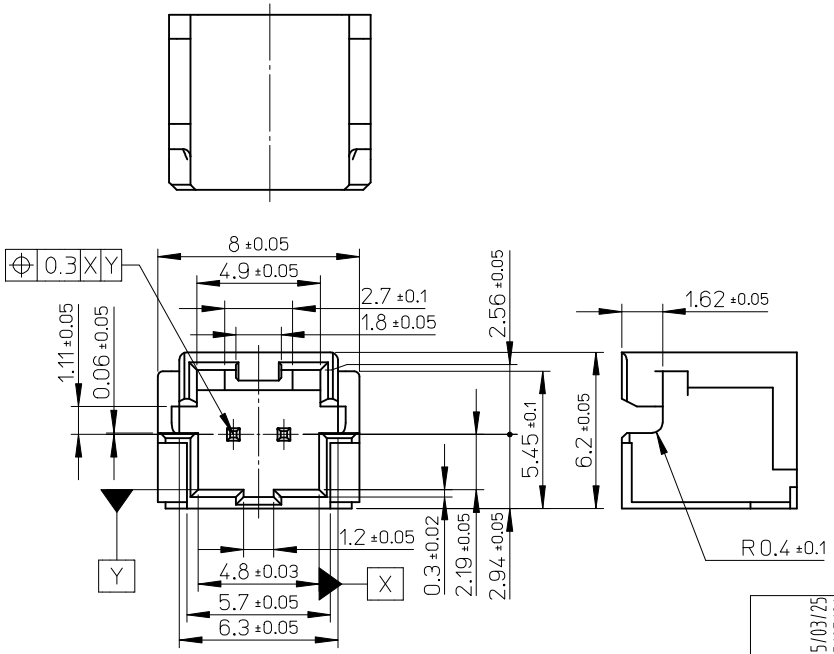

2極
2CKT

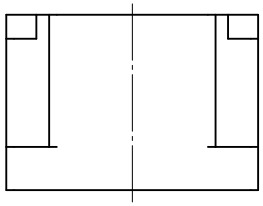

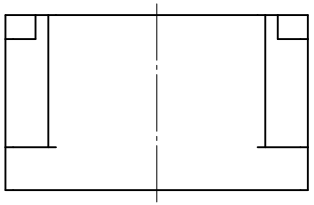

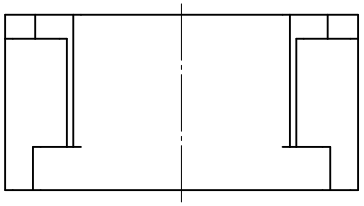

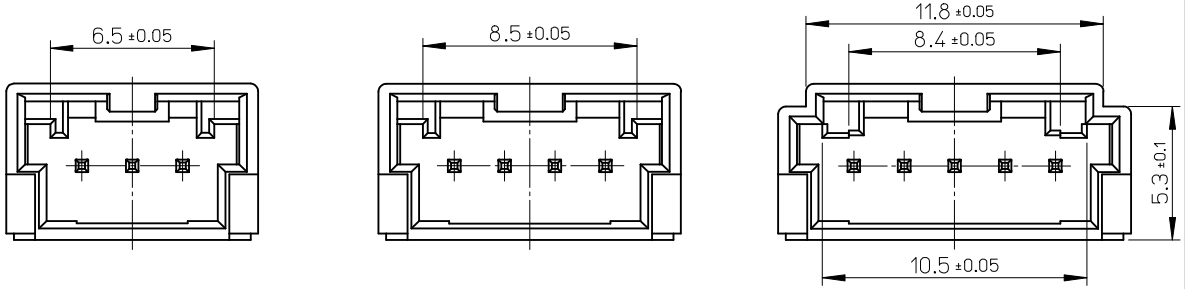

3極
3CKT

4極
4CKT

5極
5CKT

RECOMMENDED DIMENSIONS FOR CONNECTOR INTERFACE

RELEASED
EC NO: JTR2016-0011
DRWN:YTAMAKI 2015/03/25
CH'KD:HKOMATSU 2015/07/24
APPR:MAYAMAMOTO 2015/07/24
DESCRIPTION
REV 0

QUALITY SYMBOLS
E =0
C =0
P =0

GENERAL TOLERANCES (UNLESS SPECIFIED)

	mm	INCH
4 PLACES	± ---	± ---
3 PLACES	± ---	± ---
2 PLACES	± ---	± ---
1 PLACE	± ---	± ---
0 PLACE	± ---	± ---
ANGULAR ± - °		

DRAFT WHERE APPLICABLE MUST REMAIN WITHIN DIMENSIONS

DIMENSION STYLE: MM ONLY
SCALE: 5:1
DESIGN UNITS: METRIC
THIRD ANGLE PROJECTION

DRAWN BY: YTAMAKI DATE: 2015/03/25
CHECKED BY: HKOMATSU DATE: 2015/07/24
APPROVED BY: MAYAMAMOTO DATE: 2015/07/24
MATERIAL NO.: ---

TITLE: 2.0MM PITCH W/B CONN. INTERFACE DRAWING

molex

DOCUMENT NO.: SD-502352-003-JP
SHEET NO.: 2 OF 2
SIZE: A3

THIS DRAWING CONTAINS INFORMATION THAT IS PROPRIETARY TO MOLEX INCORPORATED AND SHOULD NOT BE USED WITHOUT WRITTEN PERMISSION