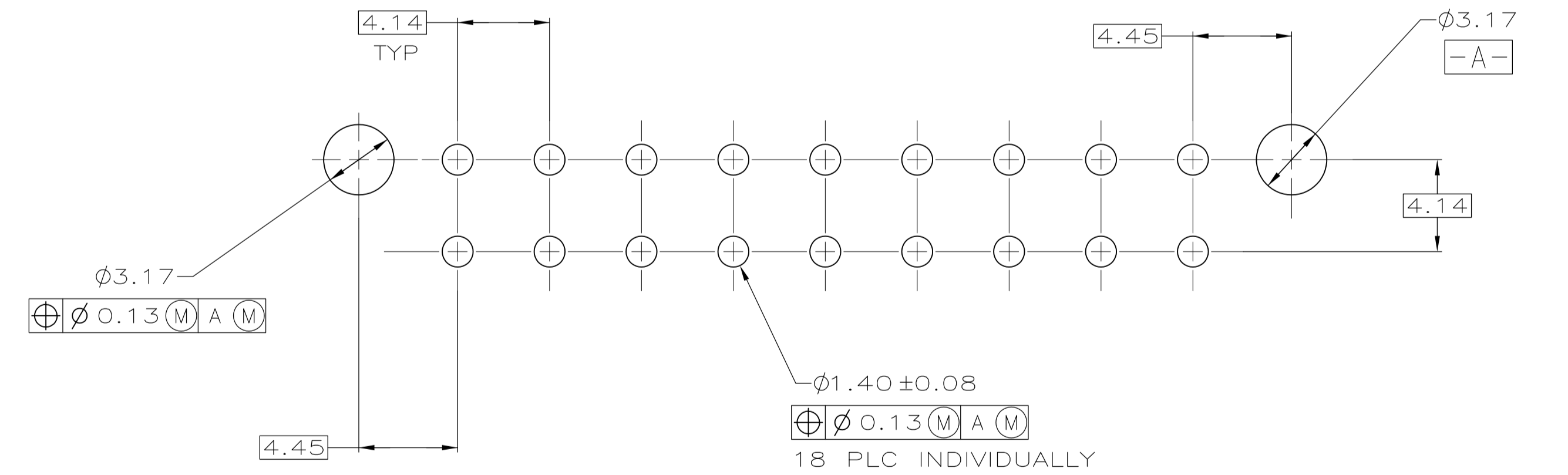
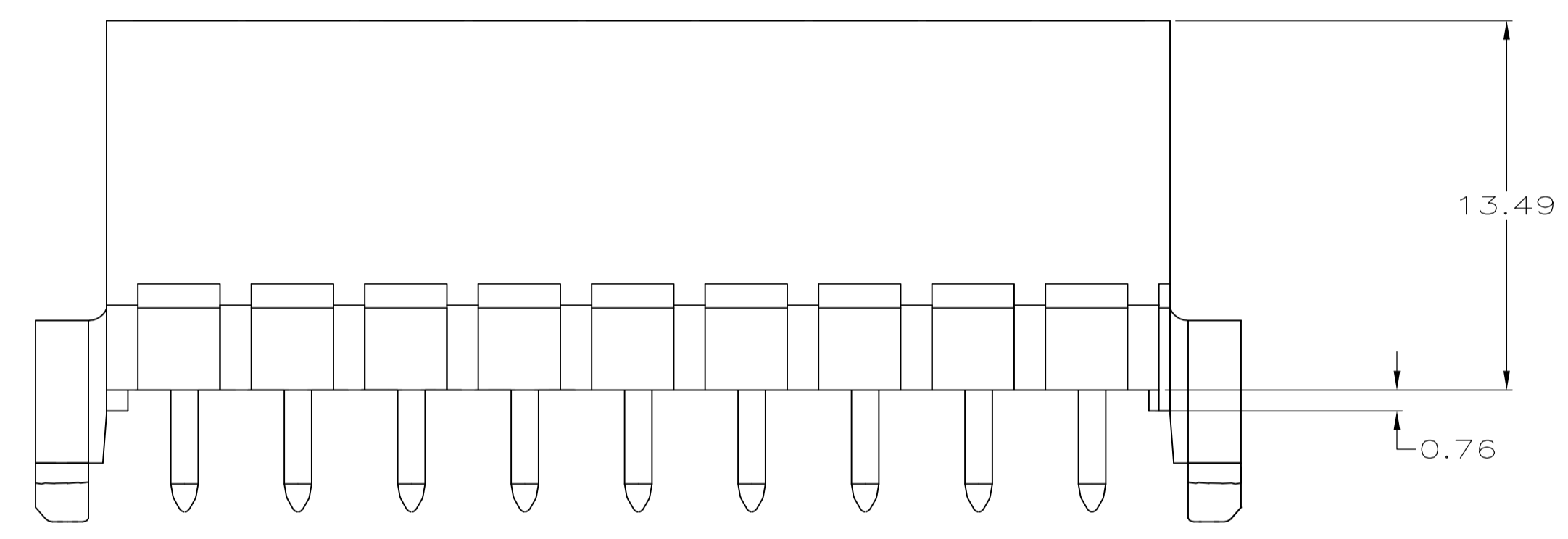
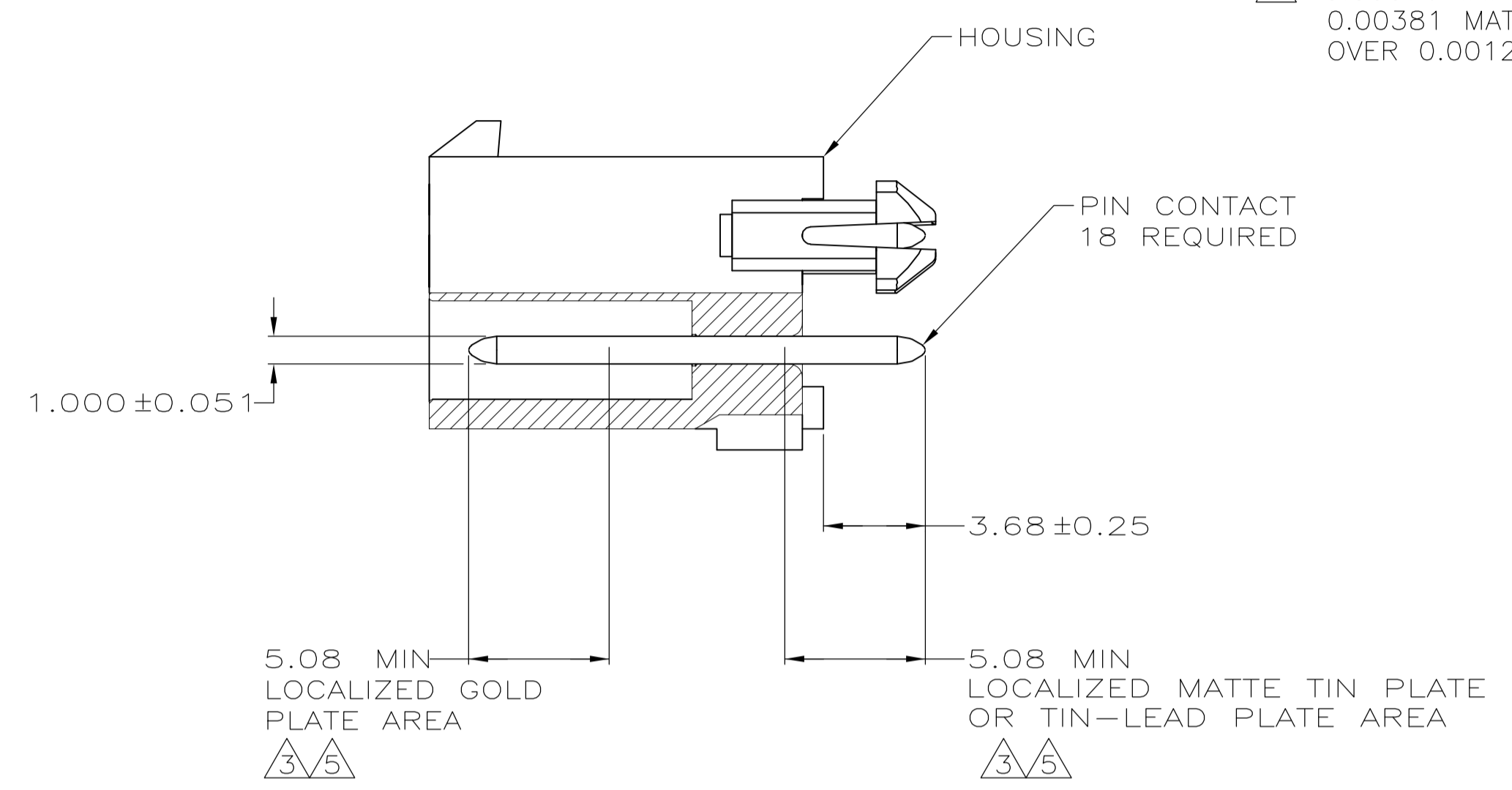
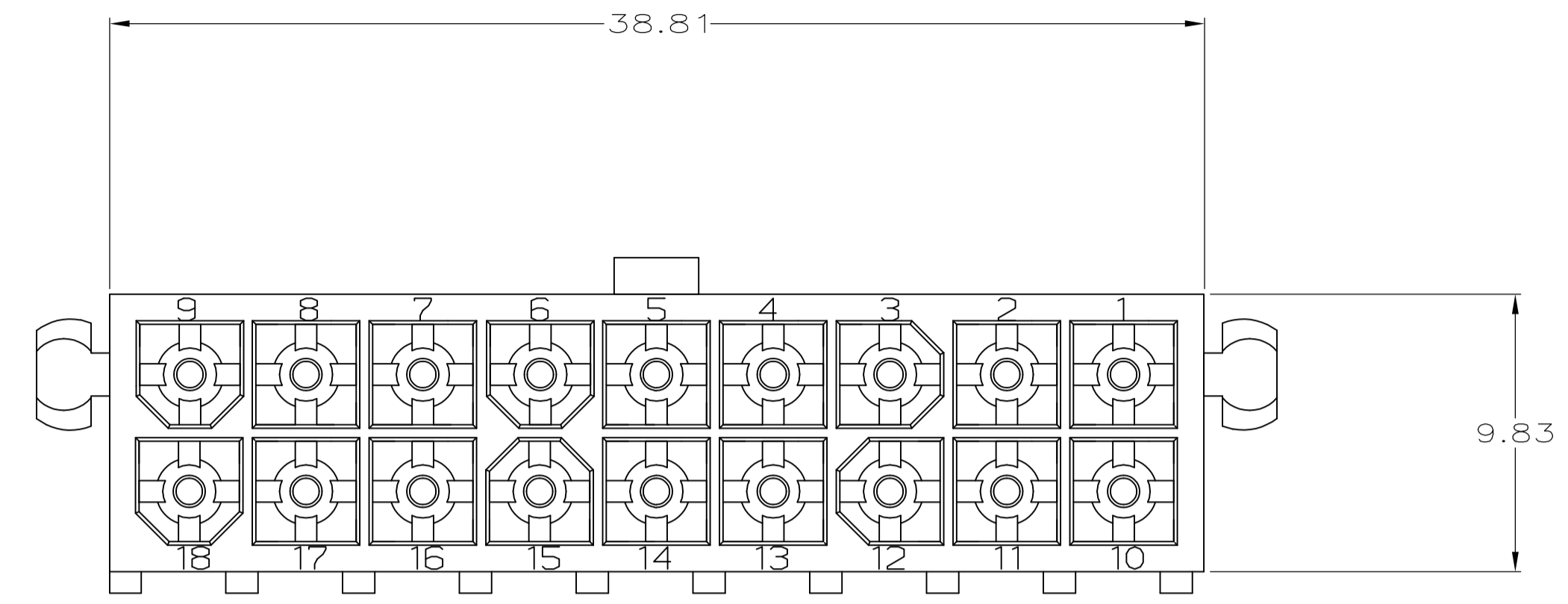
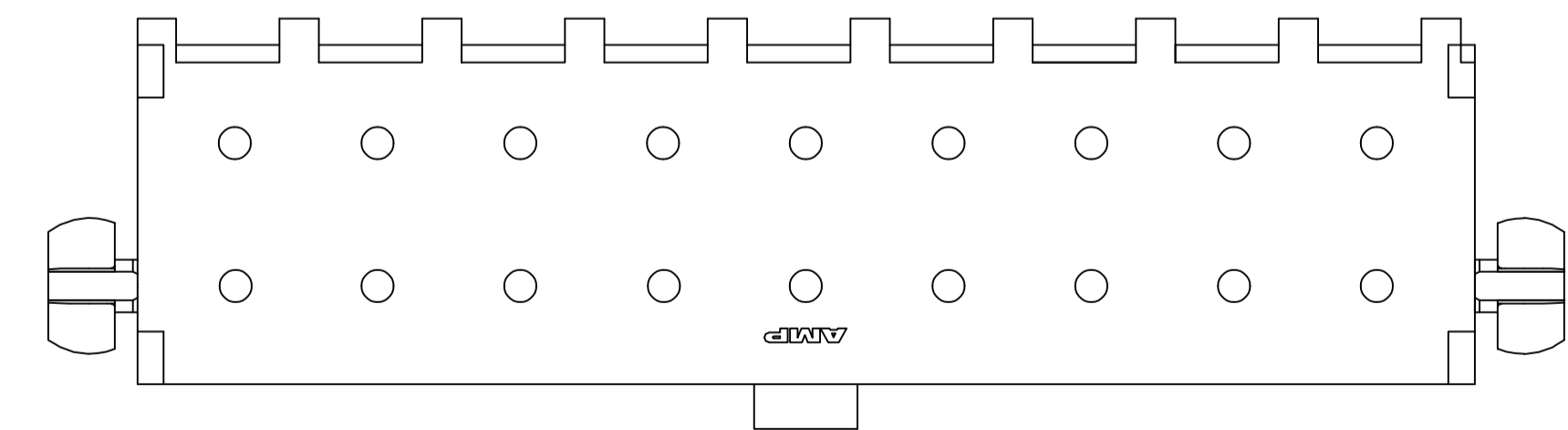


LOC		DIST		REVISIONS			
P	LTR	DESCRIPTION	DATE	DWN	APVD		
E		REVISED PER ECR-15-010337	24JUL2015	RK	SC		

- PINS TO COMPLY WITH AMP SOLDERABILITY SPEC. 108-11-3.
- 0.00381 MIN MATTE TIN LEAD OVER 0.00127 MIN NICKEL.
- 0.00076 MIN GOLD PLATE IN THE LOCALIZED PLATE AREA, 0.00381 MATTE TIN LEAD IN THE LOCALIZED PLATE AREA, BOTH OVER 0.00127 MIN NICKEL.
- 0.00381 MIN MATTE TIN OVER 0.00127 MIN NICKEL.
- 0.00076 MIN GOLD PLATE IN THE LOCALIZED PLATE AREA, 0.00381 MATTE TIN IN THE LOCALIZED PLATE AREA, BOTH OVER 0.00127 MIN NICKEL.



RECOMMENDED MOUNTING HOLE PATTERN FOR 1.57 THICK P.C. BOARD



MATERIAL	FINISH	HOUSING MATERIAL AND COLOR	PART NUMBER
BRASS, GOLD	△	NYLON, 94V-0, WHITE	1-794076-1
BRASS, TIN	△	NYLON, 94V-0, WHITE	1-794076-0
BRASS, GOLD	△	NYLON, 94V-0, WHITE	794076-2
BRASS, TIN LEAD	△	NYLON, 94V-0, WHITE	794076-1

THIS DRAWING IS A CONTROLLED DOCUMENT.

DIMENSIONS: mm	TOLERANCES UNLESS OTHERWISE SPECIFIED:	DWN: K. WHITAKER 5-18-95	CHK: R. SWING 5-18-95	APVD: R. ORSTAD 6-13-95	NAME: R. ORSTAD
0 PLC ± -	1 PLC ± -	2 PLC ± 0.13	3 PLC ± -	4 PLC ± -	ANGLES ± -
MATERIAL: SEE TABLE	FINISH: SEE TABLE	WEIGHT: -	SIZE: A1	SCALE: 5:1	SHEET: 1 OF 1

STE TE Connectivity  
 HEADER ASSEMBLY, CLOSED BOTTOM, 18 CIRCUIT, DOUBLE ROW VERTICAL, MINI-UNIVERSAL MATE-N-LOK  
 CUSTOMER DRAWING