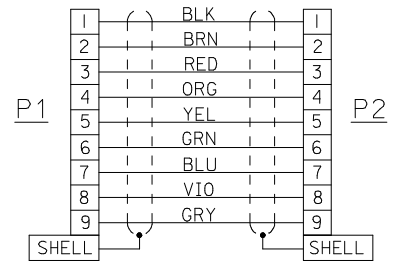
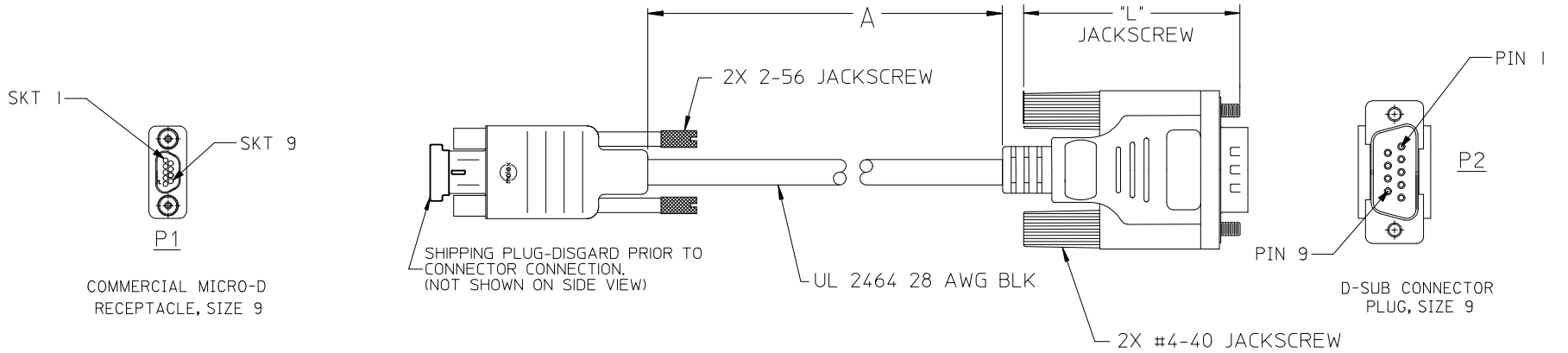


10	9	8	7	6
MATERIAL NO.	ENGINEERING NO.	CUT LENGTH "A"	TOLERANCES	DIM "L"
834219036	83421-9036	18.5 / 470.0	± .5 / 13.00	1.83 / 46.5
834219037	93421-9037	36.5 / 927.1	± .5 / 13.00	1.83 / 46.5
834219038	93421-9038	72.5 / 1841.5	± .5 / 13.00	1.83 / 46.5
834219286	83421-9286	196.8 / 5000.0	±3.94 / 100.0	1.73 / 44.0

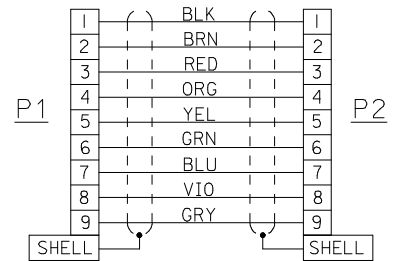
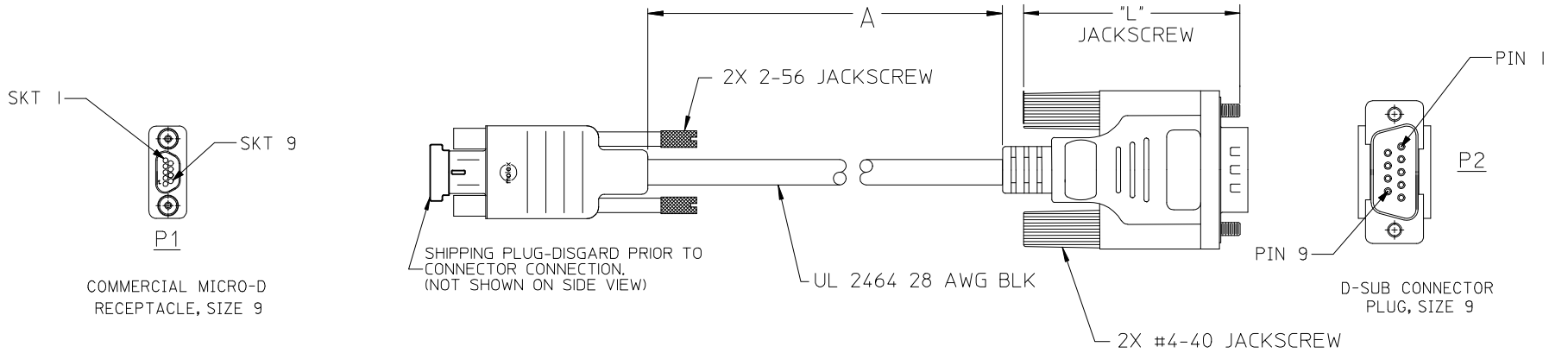


- NOTE: UNLESS OTHERWISE SPECIFIED.
- CABLE: UL 2464, 28 AWG. OR EQUIVALENT  
9 TOTAL CONDUCTORS, TINNED COPPER, 7 STRANDS,  
WIRE INSULATION: PVC.  
SHIELD: AL-FOIL / MYLAR, INCLUDING DRAIN WIRE & BRAID  
OUTER CABLE JACKET: PVC, COLOR BLACK.
  - REFER TO PS-83421-9000 FOR PRODUCT SPECIFICATION.  
REFER TO DWG, E-83421-001 FOR ASSEMBLY INSTRUCTION.
  - MICRO D 9 SOCKET CONNECTOR:  
INTERNAL INSULATOR: THERMOPLASTIC, UL 94V-0  
CONTACTS: COPPER ALLOY, GOLD PLATE OVER NICKEL PLATING.  
MOLEX CONTACT # 83000-9503  
INTERNAL BACKSHELL: NICKEL PLATED STEEL,  
EXTERNAL SHROUD; NICKEL PLATED STEEL.  
EXTERNAL INSULATOR: BLACK MOLDED PVC.
  - D-SUB HIGH DENSITY 9 PIN MALE CONNECTOR (SOLDER TYPE)  
WITH OVERMOLDED INSULATOR.
  - MARKING: NONE.
  - ASSEMBLY IS ROHS COMPLIANT.

REV LETTER "I" WAS INTENTIONALLY NOT USED

REMOVE 834219289 EC NO: WNA2010-0093 DRAWN: BRUPERT 2009/08/17 CHKD: BRUPERT APPR: JF MURPHY 2009/09/23	QUALITY SYMBOLS ▽=0 ▽=0	GENERAL TOLERANCES (UNLESS SPECIFIED) mm INCH 4 PLACES ± --- ± --- 3 PLACES ± --- ± .005 2 PLACES ± 0.13 ± .020 1 PLACE ± 0.51 ± --- ANGULAR ± .5 °	DIMENSION STYLE IN/MM DRAWN BY DATE J. LOMASTRO 02-17-06 CHECKED BY DATE R. DEROSS 02-21-06 APPROVED BY DATE R. DEROSS 02-21-06	SCALE DESIGN UNITS INCH THIRD ANGLE PROJECTION	TITLE CABLE ASSEMBLY 9 SKT COMM. MICRO D 9 PIN D-SUB
	DRAFT WHERE APPLICABLE MUST REMAIN WITHIN DIMENSIONS	MATERIAL NO. SEE CHART	DOCUMENT NO. SD-83421-021	SHEET NO. 1 OF 1	
	THIS DRAWING CONTAINS INFORMATION THAT IS PROPRIETARY TO MOLEX INCORPORATED AND SHOULD NOT BE USED WITHOUT WRITTEN PERMISSION				
	MOLEX INCORPORATED				

10	9	8	7	6
MATERIAL NO.	ENGINEERING NO.	CUT LENGTH "A"	TOLERANCES	DIM "L"
834219036	83421-9036	18.5 / 470.0	± .5 / 13.00	1.83 / 46.5
834219037	93421-9037	36.5 / 927.1	± .5 / 13.00	1.83 / 46.5
834219038	93421-9038	72.5 / 1841.5	± .5 / 13.00	1.83 / 46.5
834219286	83421-9286	196.8 / 5000.0	±3.94 / 100.0	1.73 / 44.0



- NOTE: UNLESS OTHERWISE SPECIFIED.
- CABLE: UL 2464, 28 AWG. OR EQUIVALENT  
9 TOTAL CONDUCTORS, TINNED COPPER, 7 STRANDS,  
WIRE INSULATION: PVC.  
SHIELD: AL-FOIL / MYLAR, INCLUDING DRAIN WIRE & BRAID  
OUTER CABLE JACKET: PVC, COLOR BLACK.
  - REFER TO PS-83421-9000 FOR PRODUCT SPECIFICATION.  
REFER TO DWG, E-83421-001 FOR ASSEMBLY INSTRUCTION.
  - MICRO D 9 SOCKET CONNECTOR:  
INTERNAL INSULATOR: THERMOPLASTIC, UL 94V-0  
CONTACTS: COPPER ALLOY, GOLD PLATE OVER NICKEL PLATING.  
MOLEX CONTACT # 83000-9503  
INTERNAL BACKSHELL: NICKEL PLATED STEEL,  
EXTERNAL SHROUD; NICKEL PLATED STEEL.  
EXTERNAL INSULATOR: BLACK MOLDED PVC.
  - D-SUB HIGH DENSITY 9 PIN MALE CONNECTOR (SOLDER TYPE)  
WITH OVERMOLDED INSULATOR.
  - MARKING: NONE.
  - ASSEMBLY IS ROHS COMPLIANT.

REV LETTER "I" WAS INTENTIONALLY NOT USED

REMOVE 834219289 EC NO: WNA2010-0093 DRAWN: BRUPERT 2009/08/17 CHKD: BRUPERT APPR: JFURPHY 2009/09/23	DESCRIPTION REV	QUALITY SYMBOLS	GENERAL TOLERANCES (UNLESS SPECIFIED)	DIMENSION STYLE	SCALE	DESIGN UNITS	THIRD ANGLE PROJECTION	
		▼=0 ▽=0	mm INCH 4 PLACES ± --- ± --- 3 PLACES ± --- ± .005 2 PLACES ± 0.13 ± .020 1 PLACE ± 0.51 ± --- ANGULAR ± .5 °	IN/MM	INCH	INCH	DRAWN BY DATE J. LOMASTRO 02-17-06 CHECKED BY DATE R. DEROSS 02-21-06 APPROVED BY DATE R. DEROSS 02-21-06	TITLE
		DRAFT WHERE APPLICABLE MUST REMAIN WITHIN DIMENSIONS	SEE CHART	MATERIAL NO.	DOCUMENT NO.	CABLE ASSEMBLY 9 SKT COMM. MICRO D 9 PIN D-SUB MOLEX INCORPORATED		SHEET NO.
			SIZE B	THIS DRAWING CONTAINS INFORMATION THAT IS PROPRIETARY TO MOLEX INCORPORATED AND SHOULD NOT BE USED WITHOUT WRITTEN PERMISSION		SD-83421-021	1 OF 1	