



# Series 222H

## 6.2x3.5mm Compact Tactile Switch

- Surface mount terminal configuration
- Compatible with IR reflow and manual soldering
- Variety of operating force & actuator height options



### Ordering Information

Series	Terminal Type	Actuating Direction	Actuator Height "L"	Actuator Force	Packaging	Mounting																														
222H	M	S	A	A	R	K																														
	<table border="1"> <thead> <tr> <th>Code</th> <th>Spec.</th> </tr> </thead> <tbody> <tr> <td>M</td> <td>Surface mount gull wing</td> </tr> </tbody> </table>	Code	Spec.	M	Surface mount gull wing	<table border="1"> <thead> <tr> <th>Code</th> <th>Spec.</th> </tr> </thead> <tbody> <tr> <td>S</td> <td>Side</td> </tr> </tbody> </table>	Code	Spec.	S	Side	<table border="1"> <thead> <tr> <th>Code</th> <th>Spec.</th> </tr> </thead> <tbody> <tr> <td>A</td> <td>2.1mm</td> </tr> </tbody> </table>	Code	Spec.	A	2.1mm	<table border="1"> <thead> <tr> <th>Code</th> <th>Spec.</th> </tr> </thead> <tbody> <tr> <td>A</td> <td>120 gf</td> </tr> <tr> <td>B</td> <td>160 gf</td> </tr> <tr> <td>C</td> <td>240 gf</td> </tr> </tbody> </table>	Code	Spec.	A	120 gf	B	160 gf	C	240 gf	<table border="1"> <thead> <tr> <th>Code</th> <th>Spec.</th> </tr> </thead> <tbody> <tr> <td>R</td> <td>Tape &amp; reel packaging</td> </tr> </tbody> </table>	Code	Spec.	R	Tape & reel packaging	<table border="1"> <thead> <tr> <th>Code</th> <th>Spec.</th> </tr> </thead> <tbody> <tr> <td>Blank</td> <td>No bracket</td> </tr> <tr> <td>K</td> <td>With bracket</td> </tr> </tbody> </table>	Code	Spec.	Blank	No bracket	K	With bracket
Code	Spec.																																			
M	Surface mount gull wing																																			
Code	Spec.																																			
S	Side																																			
Code	Spec.																																			
A	2.1mm																																			
Code	Spec.																																			
A	120 gf																																			
B	160 gf																																			
C	240 gf																																			
Code	Spec.																																			
R	Tape & reel packaging																																			
Code	Spec.																																			
Blank	No bracket																																			
K	With bracket																																			

Notes: Contact CTS for other common features not listed.

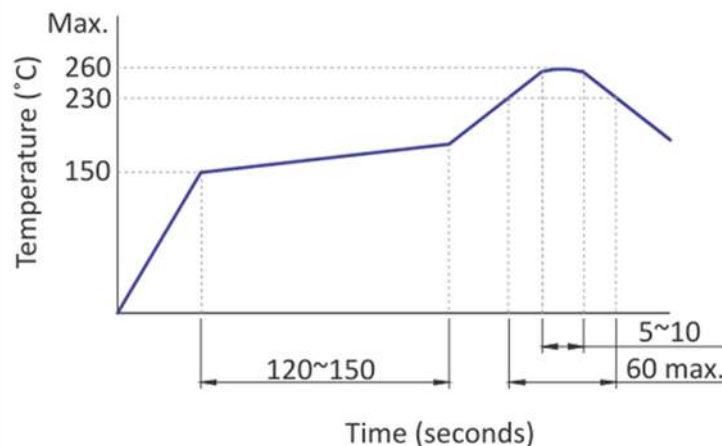
## Electrical Specifications

Parameter	Conditions & Remarks	Min	Max	Unit
Contact Resistance			100	milliohms
Insulation Resistance	Between insulated terminals	100		Megohms
Dielectric Strength	1 minute between adjacent switches		250	VAC
Nonswitching Rating			50 or 12	mA or VDC

## Mechanical and Environmental

Soldering	Maximum reflow temperature, 260°C for 5 seconds Maximum manual temperature, 350°C for 3 seconds
RoHS	Lead-Free. Fully compliant to RoHS Directive 2011/65/EU and 2015/863/EU
Operating Force	120±50 gf 160±50 gf 240±60 gf
Actuator Life	120 gf: 1,000,000 cycles 160 gf, no bracket: 1,000,000 cycles 160gf, with bracket: 200,000 cycles 240 gf: 500,000 cycles
Actuator Strength	2 Kgf maximum
Travel	0.15±0.1mm
Packaging	Standard tape and reel packaging
Operating Temperature Range	-40°C to +85°C
Storage Temperature Range	-40°C to +85°C

## Soldering Profile



### Mechanical Specifications

Figure 1 – 222H..., Surface Mount Without Bracket

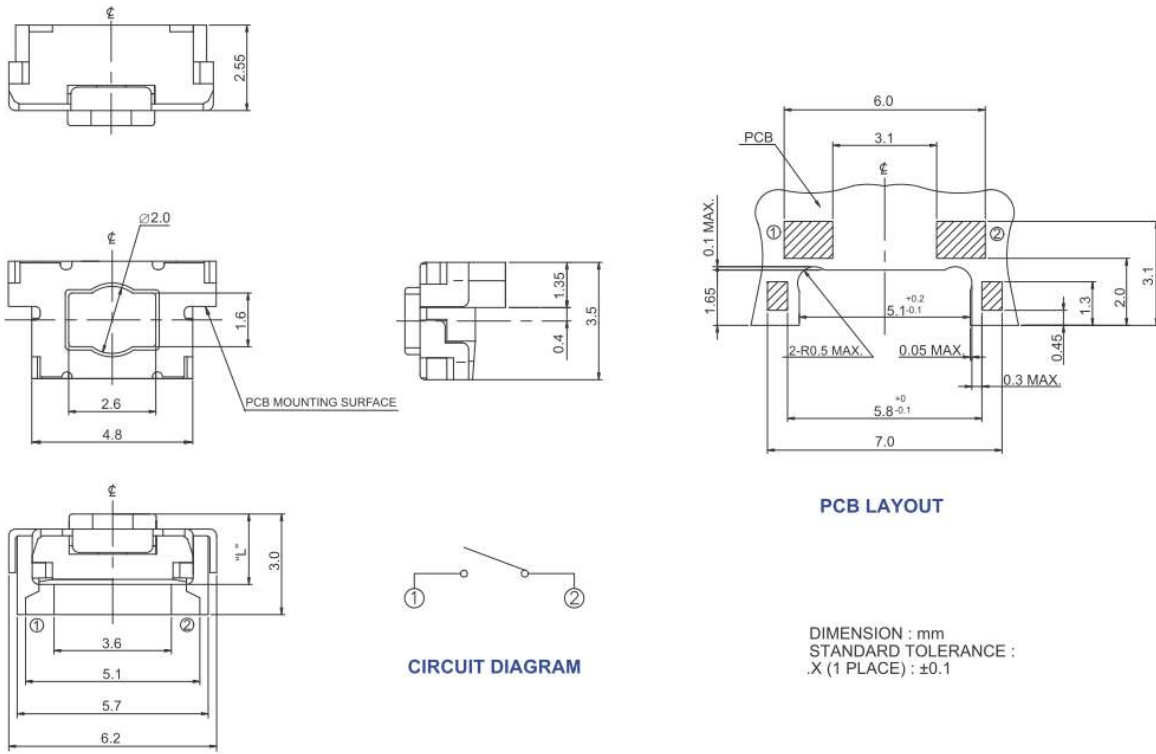
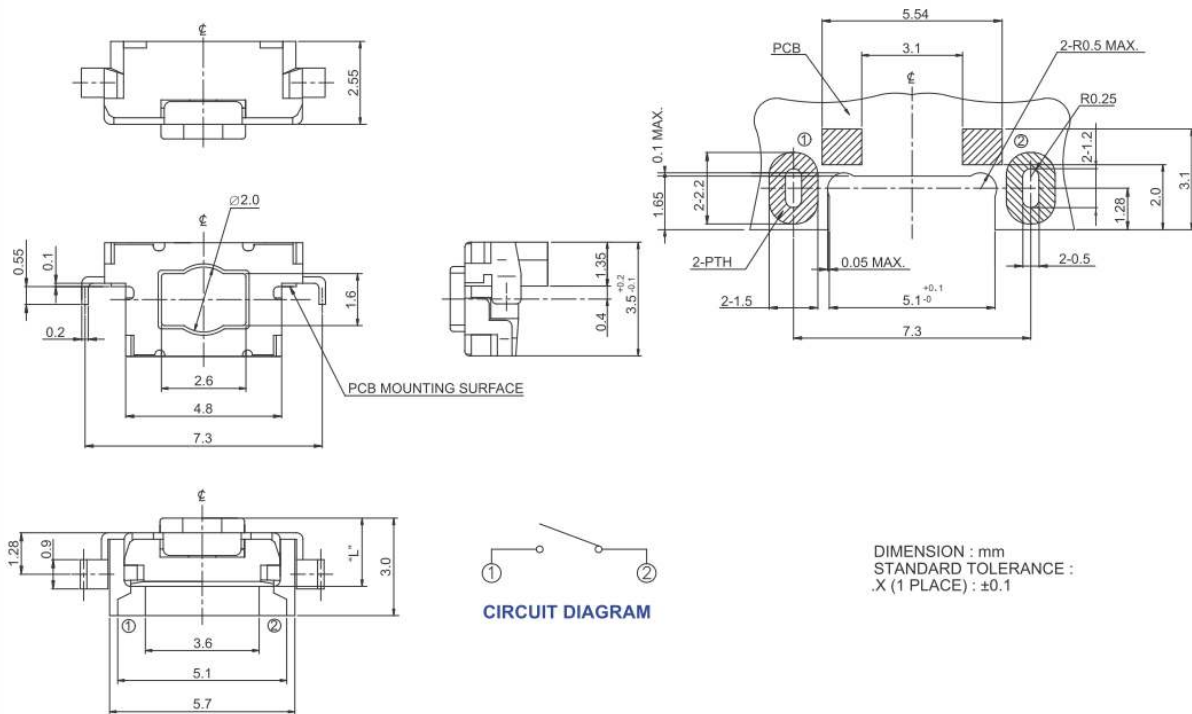


Figure 2 – 222H...K, Surface Mount With Bracket

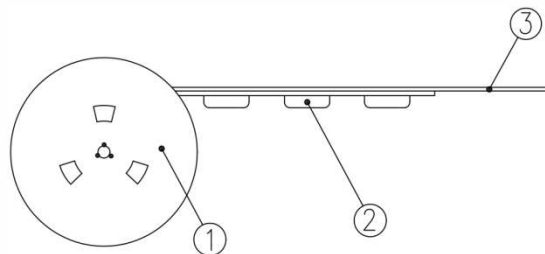


Packing: Tape and Reel

Surface Mount Without Bracket

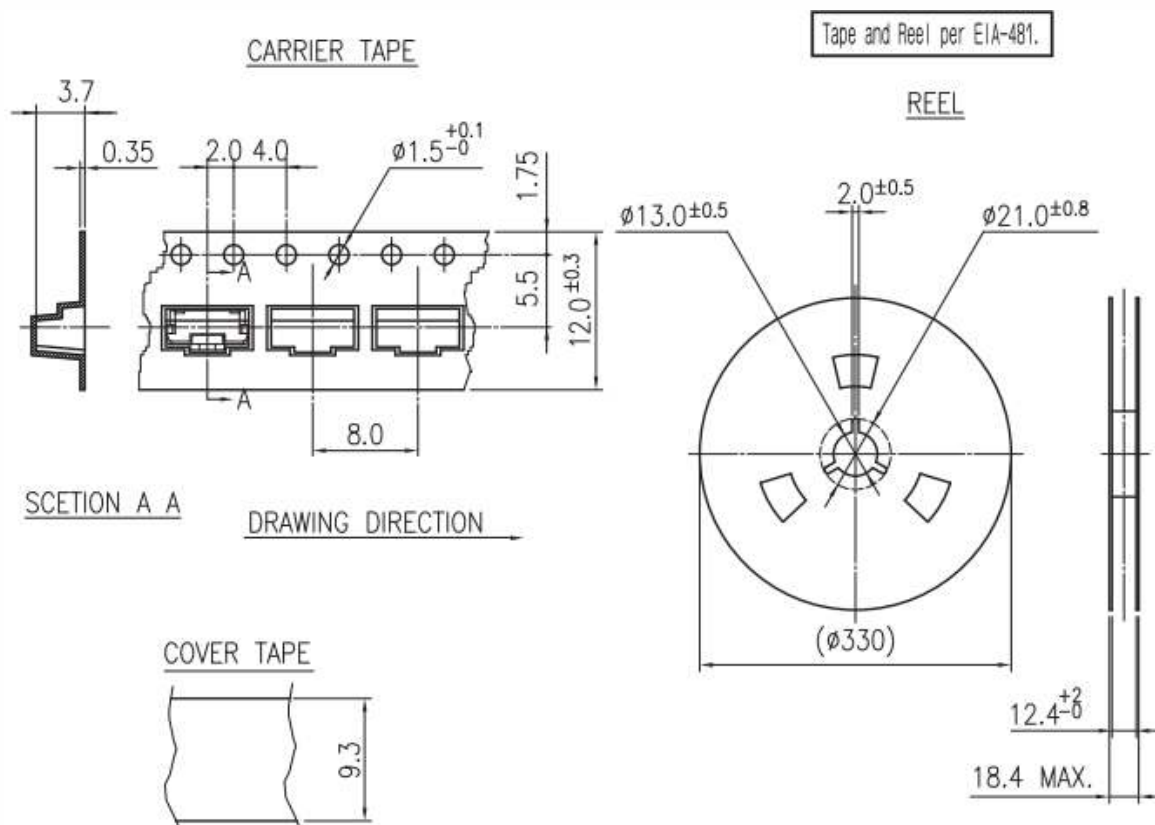
The packing specifications :

Structure and materials :



③	COVER TAPE	POLYESTER
②	CARRIER TAPE	POLYSTYRENE
①	REEL	POLYSTYRENE
NO.	PARTS NAME	MATERIALS

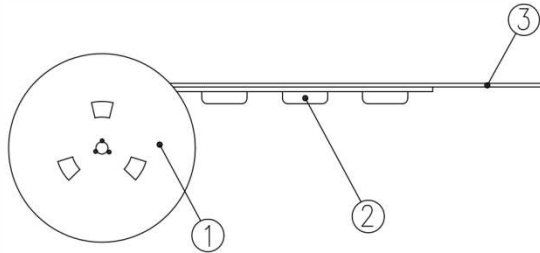
1. Packing quantity : 2,000 pcs/reel
2. More than 10 empty pockets should remain at each end of the carrier tape for each reel.
3. Shortage less than 10 pcs a reel is acceptable but more than 3 consecutive empty pockets are not allowed.
4. Stripping strength of cover tape is between 10 gf to 70 gf and stripping angle should be within 165°~180°.
5. The product in the pocket of carrier tape should be placed in a specified correct position.
6. Tape and reel per EIA-481.
7. Dimensions :



### Surface Mount With Bracket

The packing specifications :

Structure and materials :



③	COVER TAPE	POLYESTER
②	CARRIER TAPE	POLYSTYRENE
①	REEL	POLYSTYRENE
NO.	PARTS NAME	MATERIALS

8. Packing quantity : 1,200 pcs/reel
9. More than 10 empty pockets should remain at each end of the carrier tape for each reel.
10. Shortage less than 10 pcs a reel is acceptable but more than 3 consecutive empty pockets are not allowed.
11. Stripping strength of cover tape is between 10 gf to 70 gf and stripping angle should be within 165°~180°.
12. The product in the pocket of carrier tape should be placed in a specified correct position.
13. Tape and reel per EIA-481.
14. Dimensions :

