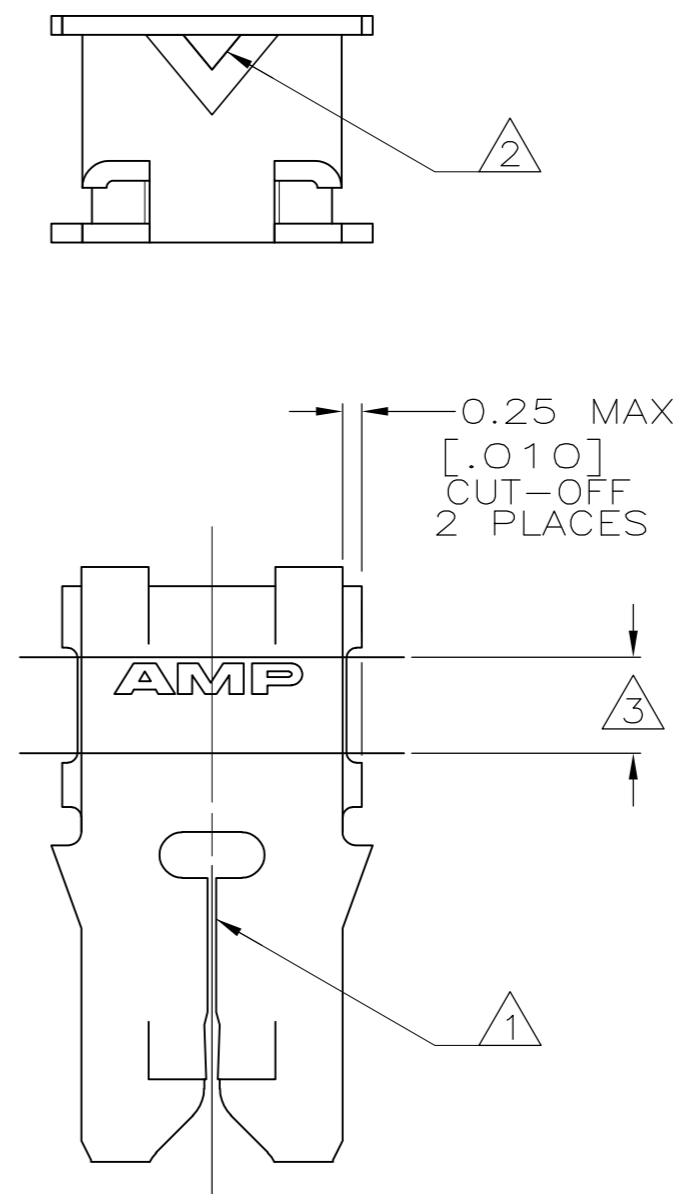
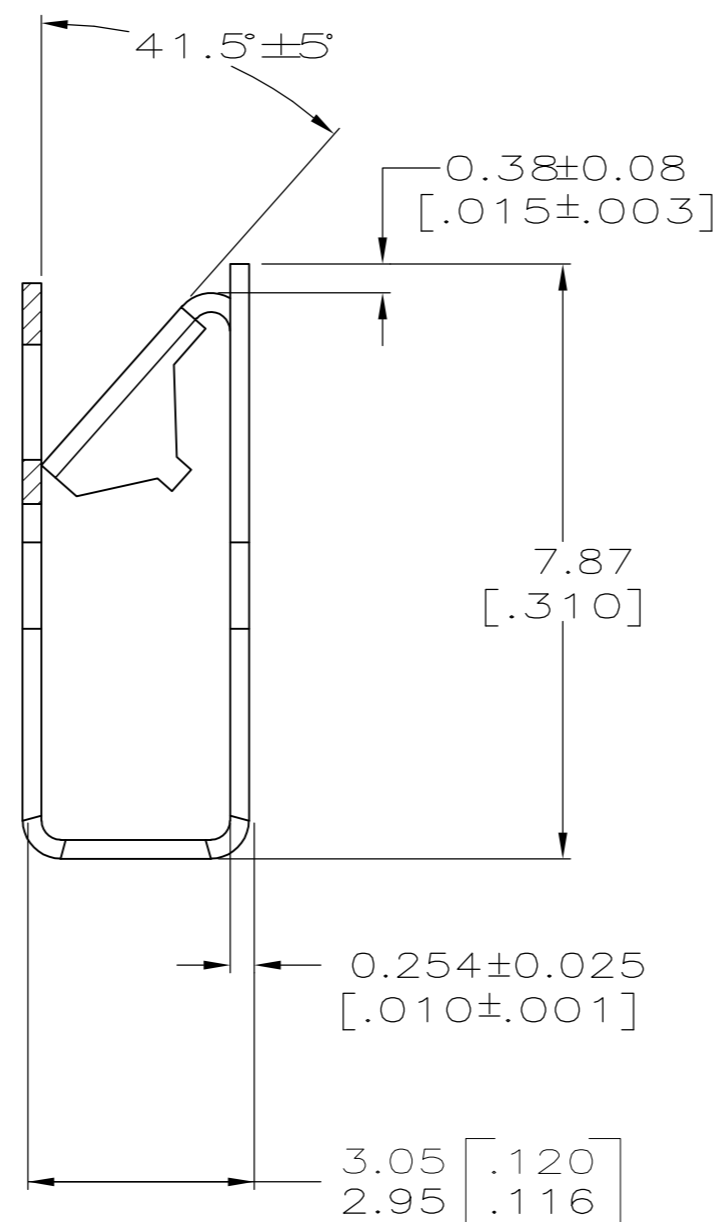
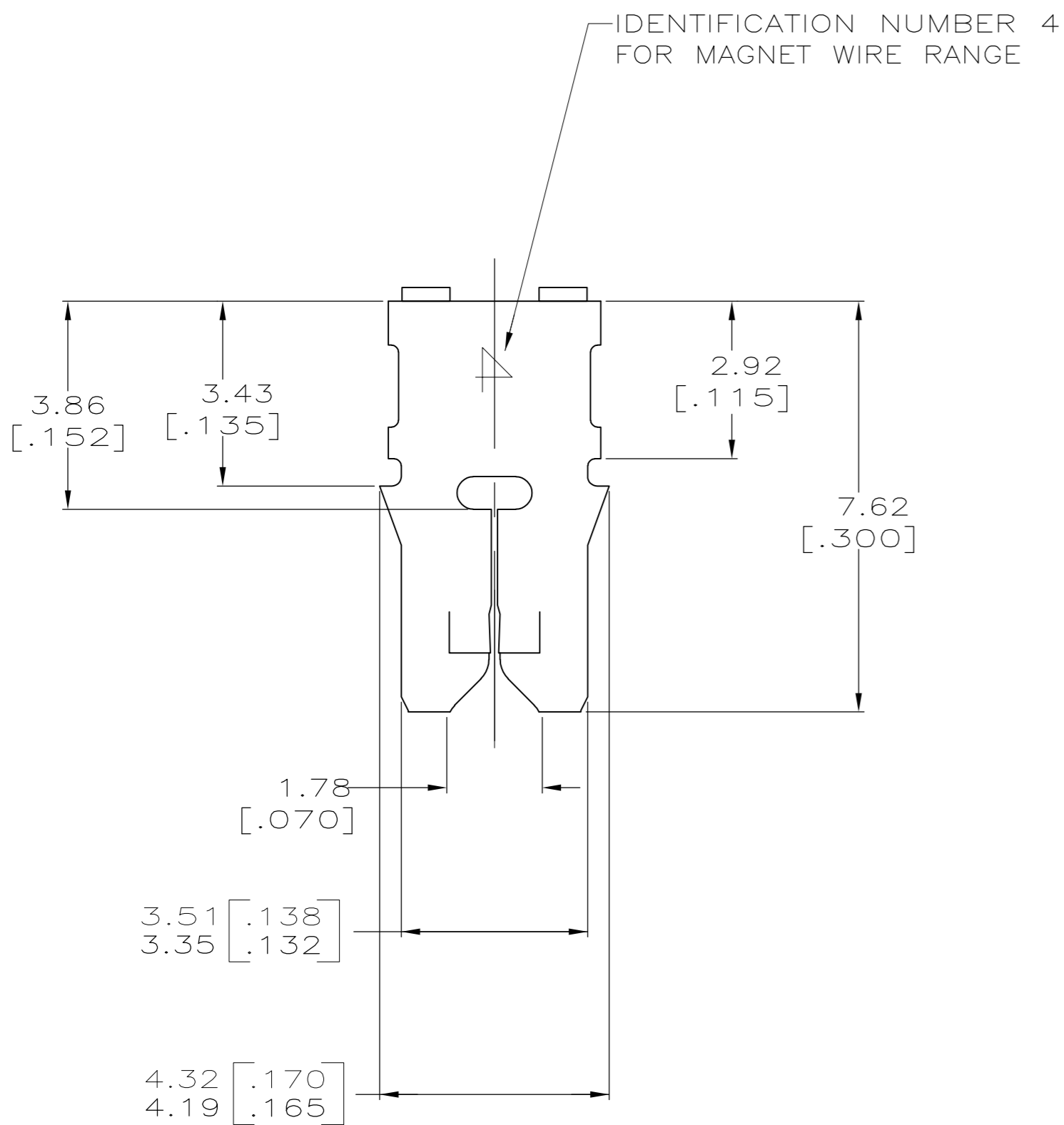


THIS DRAWING IS UNPUBLISHED. RELEASED FOR PUBLICATION
 © COPYRIGHT - By - ALL RIGHTS RESERVED.

LOC		DIST		REVISIONS			
P	LTR	DESCRIPTION		DATE	DWN	APVD	
	P1	ECR-13-017177		05NOV13	PKS	RRP	

- ① SLOT ACCEPTS 0.18-0.23mm [#33-#31] AWG COPPER MAGNET WIRE. 2 WIRES OF THE SAME SIZE PER SLOT.
- ② POKE-IN ACCEPTS A 0.50-0.90mm² [#20-#18] AWG SOLID OR FUSED STRANDED LEAD WIRE.
- ③ GREEN COLOR STRIPE APPLIED TO THIS SURFACE DURING LOOSE PIECE OPERATION TO PROVIDE COLOR CODING OF MAGNET WIRE RANGE.



62527-1

THIS DRAWING IS A CONTROLLED DOCUMENT.		DWN 14/JAN/95 MICHAEL S. FEHER	TE TE Connectivity	
DIMENSIONS: INCHES		CHK 16/JAN/95 JEFF R. RUTH		
TOLERANCES UNLESS OTHERWISE SPECIFIED:		APVD 16/JAN/95 NELSON E. NEFF	NAME	
0 PLC ± -		PRODUCT SPEC	108-2012	
1 PLC ± -		APPLICATION SPEC	114-2046	
2 PLC ± 0.25 [.010]		WEIGHT	-	
3 PLC ± -		MATERIAL	BRASS	
4 PLC ± -		FINISH	TIN PLATED	
ANGLES ± -		CUSTOMER DRAWING		
FINISH		SCALE	10:1	
MATERIAL		SHEET	1 OF 1	
FINISH		REV	P1	