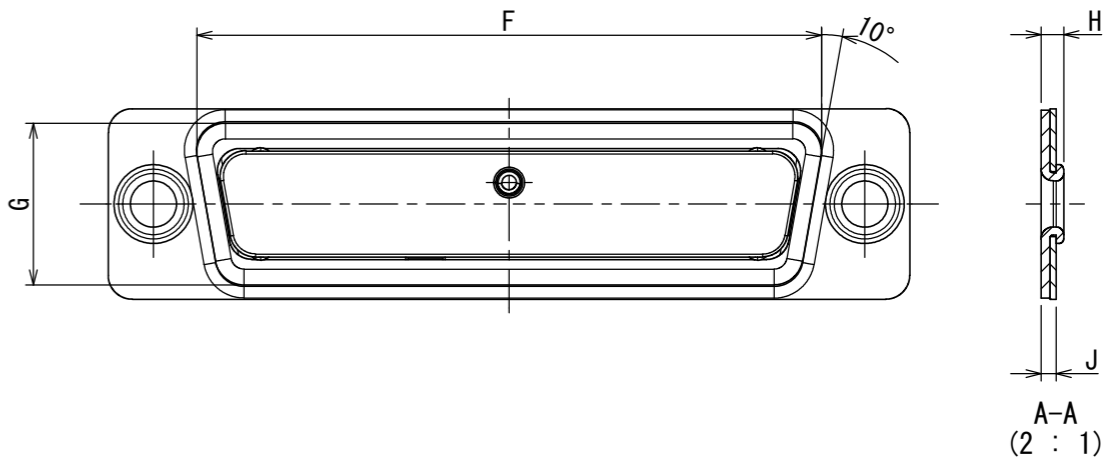
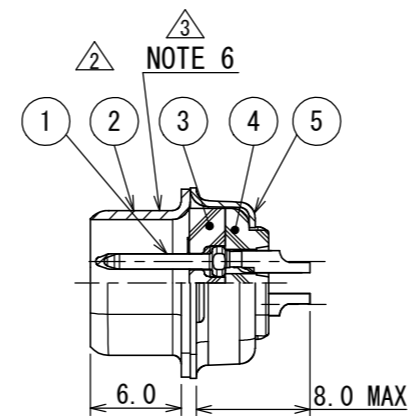
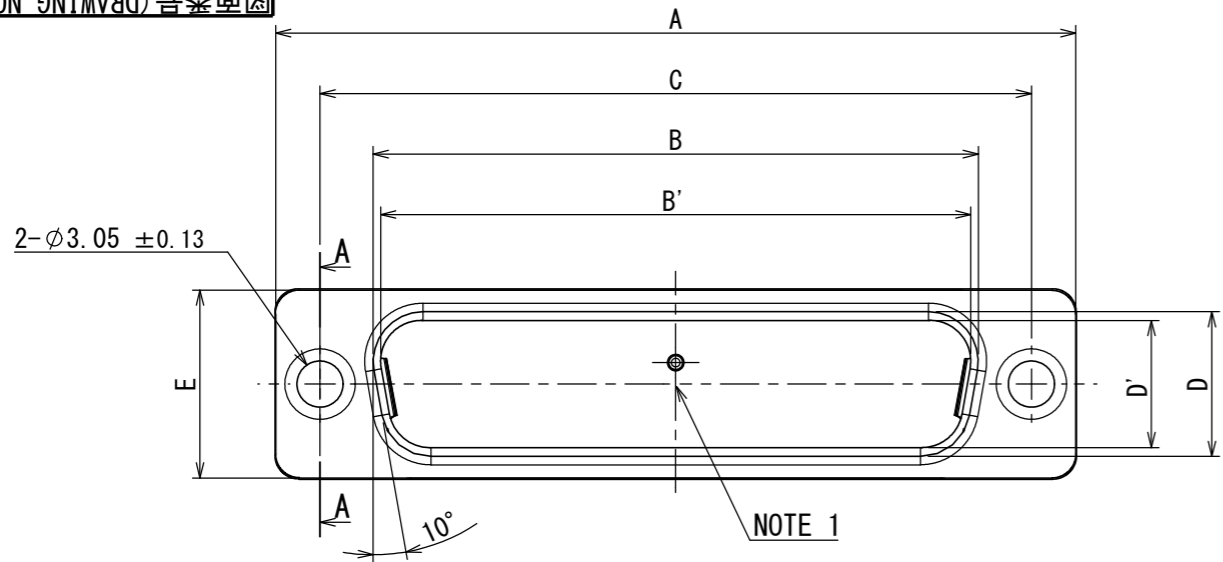
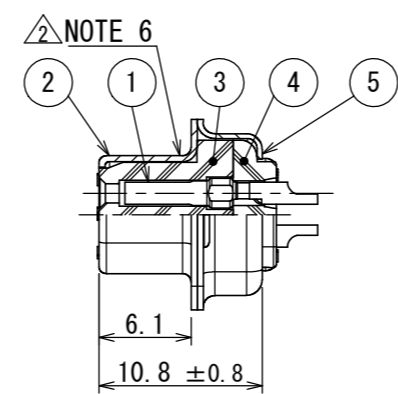


SJ103075  
(ON DRAWING)台異異図

| 版数<br>VER. | 年月日<br>DATE | CN NO. | 変更内容<br>DESCRIPTION        | 製図<br>DR. | 担当<br>CHK. | 査閲<br>APPD. | 承認<br>APPD.  |
|------------|-------------|--------|----------------------------|-----------|------------|-------------|--------------|
| 2          | 13/OCT/2005 | 058374 | REVISED NOTE 6             |           | Y. TAKAGI  | A. TAGO     | Y. KUBOTA    |
| 3          | 13/APR/2018 | 024873 | LOT NUMBER POSITION CHANGE |           | O. TAKAGI  | —           | T. MIYASHITA |

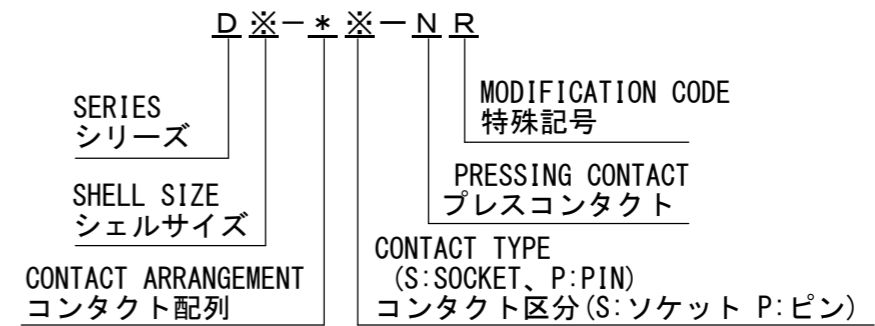


PIN INSERT VERSION  
ピンインサートの場合



SOCKET INSERT VERSION  
ソケットインサートの場合

DESIGNATION  
命名法



- NOTE 1. COMPANY LOGO "JAE" AND ABBREVIATION OF PART NUMBER APPEAR IN THE AREA SHOWN.  
 2. APPLICABLE WIRE SIZE : AWG #20MAX. (IN CASE OF STANDARD CONTACT)  
 3. FOR CONTACT ARRANGEMENT, SEE DWG. NO. SJ010210.  
 4. FOR PANEL CUT-OUT DIMENSION, SEE DWG. NO. SJ013596.  
 5. THIS HAS SOLDER TERMINATION TYPE.  
 6. LOT NUMBER AT THE LOCATION SHOWN IN THE DRAWING.

- 注1. 図示の位置に社名及び品名略称を表示する。  
 2. 本コネクタ用使用電線はAWG#20以下のこと。  
 3. インサート配列はSJ010210を参照のこと。  
 4. パネル取付穴寸法はSJ013596を参照のこと。  
 5. 本コネクタは半田結線タイプコネクタである。  
 6. 図示の位置にロット番号を表示する。

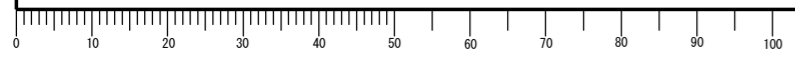
TABLE 1

| PART NUMBER | DIMENSION IN MILLIMETERS |         |          |         |         |          |        |      |      |     |     | NUMBER OF CONTACTS |
|-------------|--------------------------|---------|----------|---------|---------|----------|--------|------|------|-----|-----|--------------------|
|             | A ±0.5                   | B ±0.25 | B' ±0.25 | C ±0.13 | D ±0.25 | D' ±0.25 | E ±0.5 | F    | G    | H   | J   |                    |
| DE- 9P-NR   | 30.8                     | —       | 16.90    | 24.99   | —       | 8.34     | 12.6   | 19.3 | 10.7 | 1.2 | 0.8 | 9                  |
| DE- 9S-NR   | 30.8                     | 16.26   | —        | 24.99   | 7.82    | —        | 12.6   | 19.3 | 10.7 | 1.2 | 0.8 |                    |
| DA-15P-NR   | 39.1                     | —       | 25.24    | 33.32   | —       | 8.34     | 12.6   | 27.5 | 10.7 | 1.2 | 0.8 | 15                 |
| DA-15S-NR   | 39.1                     | 24.59   | —        | 33.32   | 7.82    | —        | 12.6   | 27.5 | 10.7 | 1.2 | 0.8 |                    |
| DB-25P-NR   | 53.0                     | —       | 39.01    | 47.04   | —       | 8.40     | 12.6   | 41.3 | 10.7 | 1.5 | 1.0 | 25                 |
| DB-25S-NR   | 53.0                     | 38.30   | —        | 47.04   | 7.82    | —        | 12.6   | 41.3 | 10.7 | 1.2 | 0.8 |                    |
| DC-37P-NR   | 69.3                     | —       | 55.47    | 63.50   | —       | 8.40     | 12.6   | 57.7 | 10.7 | 1.5 | 1.0 | 37                 |
| DC-37S-NR   | 69.3                     | 54.76   | —        | 63.50   | 7.82    | —        | 12.6   | 57.7 | 10.7 | 1.2 | 0.8 |                    |
| DD-50P-NR   | 66.9                     | —       | 52.86    | 61.11   | —       | 11.16    | 15.4   | 55.3 | 13.9 | 1.5 | 1.0 | 50                 |
| DD-50S-NR   | 66.9                     | 52.34   | —        | 61.11   | 10.65   | —        | 15.4   | 55.3 | 13.9 | 1.2 | 0.8 |                    |

| 符号<br>NO. | 名称<br>DESCRIPTION | 個数<br>QTY. | 材料<br>MATERIAL   | 仕上<br>FINISH   | 備考<br>REMARKS |
|-----------|-------------------|------------|------------------|--|---------------|
| 5         | REAR SHELL        | 1          | STEEL            | HEXAVALENT CHROMIUM FREE CHROMATE (TRIVALENT CHROMATE TREATMENT) ON ELECTROPLATED ZINC | —             |
| 4         | REAR INSULATOR    | 1          | GLASS FILLED PBT | (COLOR: BLACK)   | UL94 V-0      |
| 3         | FRONT INSULATOR   | 1          | GLASS FILLED PBT | (COLOR: BLACK)   | UL94 V-0      |
| 2         | FRONT SHELL       | 1          | STEEL            | HEXAVALENT CHROMIUM FREE CHROMATE (TRIVALENT CHROMATE TREATMENT) ON ELECTROPLATED ZINC | —             |
| 1         | CONTACT           | TABLE 1    | COPPER ALLOY     | GOLD PLATING   | NOTE 3        |

|  |   |                         |                                |  |
|--|---|-------------------------|--------------------------------|--|
| 仕様書 (SPECIFICATION)<br>JACS-1045-5         | 第1版 (ORIGINAL DATE)<br>31/MAR/2005        | 尺度 (SCALE)<br>2:1       | シリーズ (SERIES)<br>D-sub         | 日本航空電子工業株式会社                                     |
| 一般公差 (GENERAL TOLERANCE)<br>寸法 (DIMENSION) | 製図 DR.<br>担当 CHK.<br>査閲 APPD.<br>承認 APPD. | 名称 (TITLE)<br>D*-***-NR | 質量 (MASS)                      | JAE<br>JAPAN AVIATION ELECTRONICS INDUSTRY, LTD. |
| ±0.8<br>× ±0.4<br>×× ±0.13<br>××× ±        | 角度 (ANGLES)<br>×° ± 1°<br>×°×' ±          | 単位 (UNIT) : mm          | 図面番号 (DRAWING NO.)<br>SJ103075 | 版数 (VER.)<br>3                                   |

DCF-C-212H(12.08)



WISDOM承認 2018/04/16