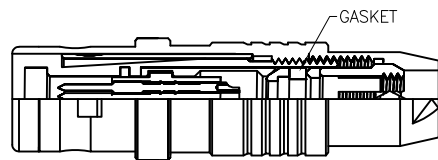
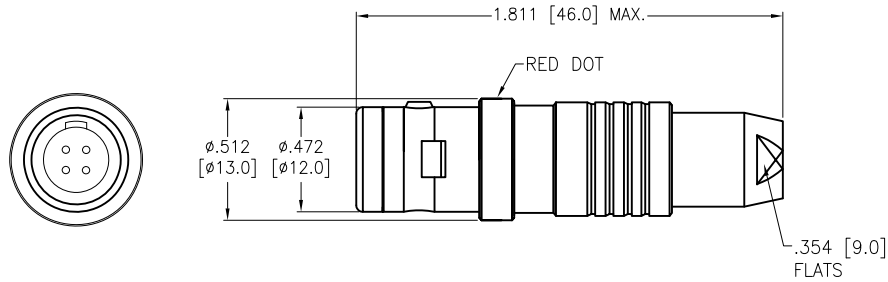


APPROVED: _____
 DATE: _____ TITLE: _____

Rev	AWO #	Description	Date	Appr
-		RELEASED	8/16/21	

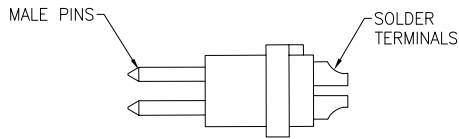
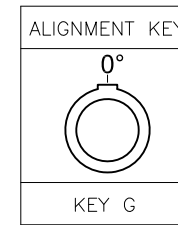


MMI-M1PGXXSXX-IP67

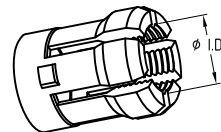
ALIGNMENT KEY
G = 0°

CABLE COLLET SIZE	
42	= 3.2mm ~ 4.2mm ID
52	= 4.2mm ~ 5.2mm ID
62	= 5.2mm ~ 6.2mm ID
72	= 6.2mm ~ 7.2mm ID

OF POSITIONS
02, 03, 04, 05, 06, 07, 10, 14 & 16



DETAIL



CABLE COLLET

	2 Pin	3 Pin	4 Pin	5 Pin	6 Pin	7 Pin	10 Pin	14 Pin	16 Pin
Configuration									
Diameter of Pin	Ø1.3	Ø1.3	Ø0.9	Ø0.9	Ø0.7	Ø0.7	Ø0.5	Ø0.5	Ø0.5
Working Voltage	300V	300V	250V	250V	200V	200V	200V	200V	200V
Rated Current / Pin	9A	9A	8A	7A	5A	5A	2A	2A	2A
Max. Wire Awg	20	20	22	22	22	22	28	28	28

SPECIFICATIONS:

Material:
 Housing (Body): Brass, Natural Chrome plated
 Insulator: PPS
 Terminal: Brass, Gold Plated
 Electrical:
 Voltage Rating: See chart
 Current Rating: See chart
 Dielectric withstanding voltage: See chart
 Electrical Life: 5,000 Cycles min.
 Temperature Rating:
 Operating temperature: -55°C to +150°C
 Environmental:
 IP67, Protection (Mated Condition)
 Lead free, RoHS compliant



UNLESS OTHERWISE SPECIFIED
 ALL DIMENSIONS ARE INCHES [MM]
 TOLERANCES: EXCEPT AS NOTED
 INCHES HOLES
 .X ± .10 Ø.X ± .10
 .XX ± .020 Ø.XX ± .015
 .XXX ± .015 Ø.XXX ± .010



909 Rahway Avenue,
 Union, NJ 07083
 Phone: 908-687-5000
 Fax: 908-687-5710

APPROVALS		DATE
DRAWN	SS	8/16/21
CHECKED	SS	8/16/21
APPROVED		

TITLE PUSH-PULL CONNECTOR MALE PLUG, METAL, SIZE 1, SOLDER TERMINAL, IP67			
SIZE X	PART NO. MMI-M1PGXXSXX-IP67	REV. -	
REF: SXXXXX	SCALE: NTS	SHEET 1 OF 1	