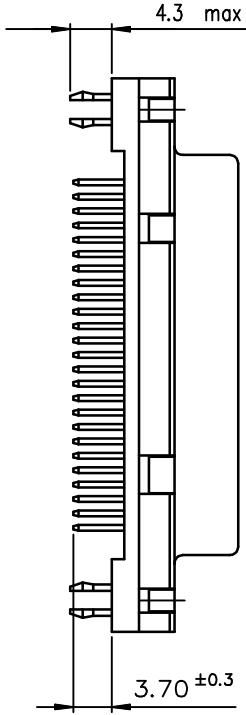
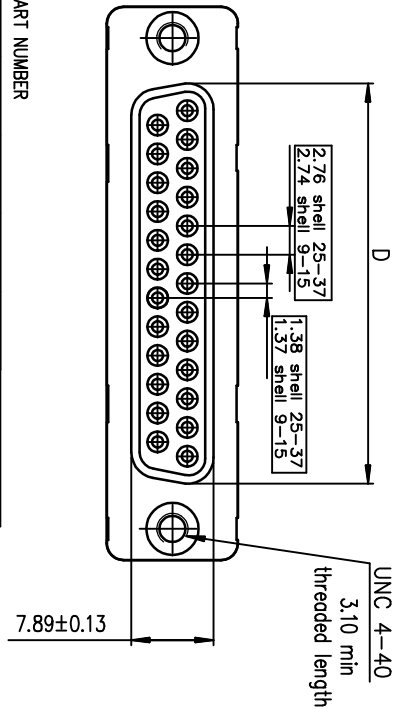
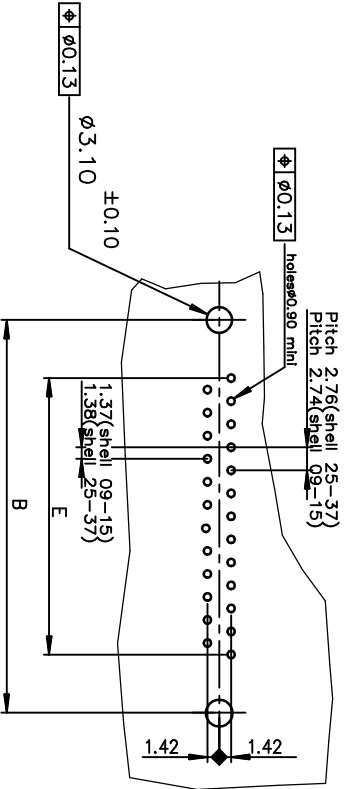


LEAD FREE PART NUMBER

SHELL	A±0.38	B±0.12	C±0.10	D±0.25	E±0.07	PART NUMBER
09	30.81	24.99	16.96	16.21	10.96	D09S24B.GX00LF
15	39.14	33.32	25.18	24.54	19.18	D15S24B.GX00LF
25	53.03	47.04	39.12	38.25	33.12	D25S24B.GX00LF
37	69.32	63.50	55.68	54.71	49.68	D37S24B.GX00LF



PC card drilling dimensions(after plating)
(thickness 2.40±0.20mm)



GENERAL CHARACTERISTICS AND ROHS INFORMATIONS:
SEE DRAWING C01-8646-0000

mat'l. code	surface	tolerance	projection	product family
ISO 1302	ISO 406 ISO 1001	MM	D-SUB	
Ltr ecn no	dr date	tolerances unless otherwise specified		title
G BX-21654	AB 2015-10-28	angles		FEMALE DELTA-D
H BX-42817	ACJ 2021-10-18	linear		STRAIGHT, SOLDER TYPE
		0±1°	scale 2:1	
	dr	LELEON 1992-09-16		dwg no
	engr	GREGAR MATHEW 2021-10-18		sheet 1 of 1
	chr	GREGAR MATHEW 2021-10-18		size
	dppd	SAMOU KURIKOSÉ 2021-10-18		A3
Sheet	revision	H		Product Customer Drawing
index	sheet	1		