

1-1355876-1 ✓ ACTIVE

AMP | AMP MCP Connector System

TE Internal #: 1-1355876-1

Automotive Terminals, Receptacle, Mating Tab Width 2.8 mm [.11 in], Tab Thickness .8 mm [.031 in], 24 – 20 AWG Wire Size, AMP MCP Connector System

[View on TE.com >](#)



Terminals & Splices > Automotive Terminals > AMP MCP, RECEPTACLE AND TAB



Terminal Type: **Receptacle**

Mating Tab Width: **2.8 mm [.11 in]**

Mating Tab Thickness: **.8 mm [.031 in]**

Terminal Transmits: **0 – 24 A (Low Power)**

Wire Size: **24 – 20 AWG**

[All AMP MCP, RECEPTACLE AND TAB \(129\)](#)

## Features

### Product Type Features

|                         |            |
|-------------------------|------------|
| Receptacle Style        | 180°       |
| Sealable                | No         |
| Primary Locking Feature | Clean Body |

### Contact Features

|  |                  |
|--|------------------|
| Contact Size                                   | 2.8mm            |
| Contact Fabrication                            | Stamped & Formed |
| Wire Contact Termination Area Plating Material | Tin              |
| Typical Current Rating                         | 11 A             |
| Crimp Type                                     | F-Crimp          |
| Terminal Type                                  | Receptacle       |
| Mating Tab Width                               | 2.8 mm [.11 in]  |
| Mating Tab Thickness                           | .8 mm [.031 in]  |
| Interface Plating                              | Tin (Sn)         |

### Termination Features

|                                    |       |
|------------------------------------|-------|
| Termination Method to Wire & Cable | Crimp |
| Product Terminates To              | Wire  |



### Dimensions

|                                      |  |
|--------------------------------------|--|
| Compatible Insulation Diameter Range | 1.1 – 1.4 mm [.043 – .055 in]          |
| Wire Size                            | .2 – .5 mm <sup>2</sup>                |
| Wire Size Search                     | 20 AWG, 21 AWG, 22 AWG, 23 AWG, 24 AWG |

### Usage Conditions

|                             |  |
|-----------------------------|--|
| Insulation Option           | Uninsulated  |
| Operating Temperature (Max) | 80 °C, 85 °C, 90 °C, 100 °C, 105 °C, 110 °C, 120 °C, 125 °C, 130 °C [176 °F][185 °F][194 °F][212 °F][221 °F][230 °F][248 °F][257 °F][266 °F] |
| Operating Temperature Range | -40 – 130 °C [-40 – 266 °F]  |

### Operation/Application

|                                    |        |
|------------------------------------|--------|
| Compatible With Wire Base Material | Copper |
|------------------------------------|--------|

### Industry Standards

|                 |       |
|-----------------|-------|
| Agency/Standard | LV214 |
|-----------------|-------|

### Packaging Features

|                    |      |
|--------------------|------|
| Packaging Quantity | 4500 |
| Packaging Method   | Reel |

### Other

|                    |                      |
|--------------------|----------------------|
| Terminal Transmits | 0 – 24 A (Low Power) |
|--------------------|----------------------|

### Product Compliance

[For compliance documentation, visit the product page on TE.com>](#)

|   |   |
|---|---|
| EU RoHS Directive 2011/65/EU                  | Compliant   |
| EU ELV Directive 2000/53/EC                   | Compliant   |
| China RoHS 2 Directive MIIT Order No 32, 2016 | No Restricted Materials Above Threshold   |
| EU REACH Regulation (EC) No. 1907/2006        | Current ECHA Candidate List: JUNE 2023 (235)<br>Candidate List Declared Against: JUNE 2023 (235)<br>Does not contain REACH SVHC |
| Halogen Content                               | Low Halogen - Br, Cl, F, I < 900 ppm per homogenous material. Also BFR/CFR/PVC Free   |
| Solder Process Capability                     | Not applicable for solder process capability  |



Product Compliance Disclaimer

This information is provided based on reasonable inquiry of our suppliers and represents our current actual knowledge based on the information they provided. This information is subject to change. The part numbers that TE has identified as EU RoHS compliant have a maximum concentration of 0.1% by weight in homogenous materials for lead, hexavalent chromium, mercury, PBB, PBDE, DBP, BBP, DEHP, DIBP, and 0.01% for cadmium, or qualify for an exemption to these limits as defined in the Annexes of Directive 2011/65/EU (RoHS2). Finished electrical and electronic equipment products will be CE marked as required by Directive 2011/65/EU. Components may not be CE marked. Additionally, the part numbers that TE has identified as EU ELV compliant have a maximum concentration of 0.1% by weight in homogenous materials for lead, hexavalent chromium, and mercury, and 0.01% for cadmium, or qualify for an exemption to these limits as defined in the Annexes of Directive 2000/53/EC (ELV). Regarding the REACH Regulation, the information TE provides on SVHC in articles for this part number is based on the latest European Chemicals Agency (ECHA) 'Guidance on requirements for substances in articles' posted at this URL: <https://echa.europa.eu/guidance-documents/guidance-on-reach>

## Compatible Parts



TE Part # 2305570-1  
Strip Terminal Cutter-Side Feed-No Crimp



TE Part # CAT-T4827-T273  
TIMER, RECEPTACLE AND TAB




TE Part # 2-2151344-1  
OCEAN\_2.0\_APPLICATOR-S-062F0910




TE Part # 2-2151344-2  
OCEAN\_2.0\_APPLICATOR-S-062F0910



TE Part # 7-2151344-7  
OCEAN\_2.0\_SPARE\_PART\_KIT-S-062F0910




TE Part # 1355834-1  
AMP MCP 2.8, SPRING LANCELESS




TE Part # 968863-1  
AMP MCP 2.8, SPRING


## Also in the Series | AMP MCP Connector System



Automotive Connector Caps & Covers (25)




Automotive Connector Locks & Position Assurance(7)



Automotive Housings(360)



Automotive Seals & Cavity Plugs(6)




Automotive Terminals(135)



Insertion & Extraction Tools(13)



Other Automotive Connector Accessories(2)



PCB Headers & Receptacles(30)

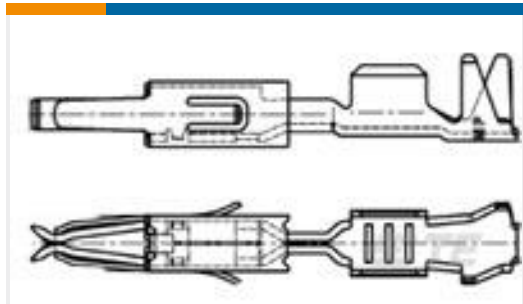
## Customers Also Bought




TE Part #925369-5  
MOD 4 REC.HSG 1X05P



TE Part #1-1355877-1  
AMP MCP, RECEPTACLE AND TAB



TE Part #1241732-2  
MT3 REC 1.6 Contact SRC Sn



TE Part #166733-4  
48P.IEC-F FEM.CONN.



TE Part #1-2236269-2  
24POS, MIXED,REC HSG,  
20GENYMCP,ASSY,CODB




TE Part #2035334-8  
CONTACT, FEMALE0.64 ,20.35SQMM



TE Part #2236269-1  
24POS, MIXED,REC HSG,  
20GENYMCP,ASSY,CODA



TE Part #1-2236269-1  
24POS, MIXED,REC HSG,  
20GENYMCP,ASSY,CODA



TE Part #2236269-2  
24POS, MIXED,REC HSG,  
20GENYMCP,ASSY,CODB

## Documents

### Product Drawings

[AMP MCP 2.8, CONTACT LANCELESS](#)

English

### CAD Files

[Customer View Model](#)

[ENG\\_CVM\\_CVM\\_1-1355876-1\\_D.2d\\_dxf.zip](#)

English

[3D PDF](#)



3D

Customer View Model

[ENG\\_CVM\\_CVM\\_1-1355876-1\\_D.3d\\_igs.zip](#)

English

Customer View Model

[ENG\\_CVM\\_CVM\\_1-1355876-1\\_D.3d\\_stp.zip](#)

English

By downloading the CAD file I accept and agree to the [Terms and Conditions](#) of use.

**Product Specifications**

[Application Specification](#)

English