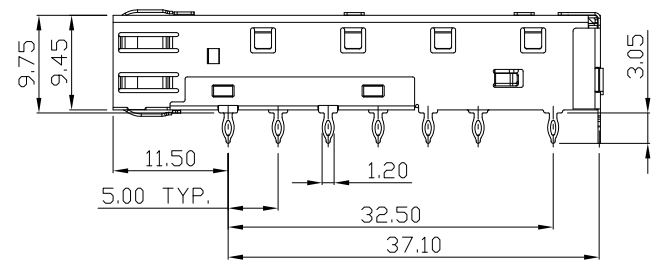
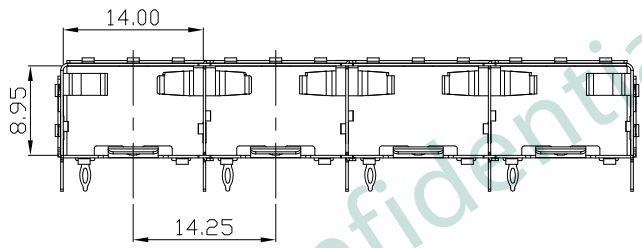
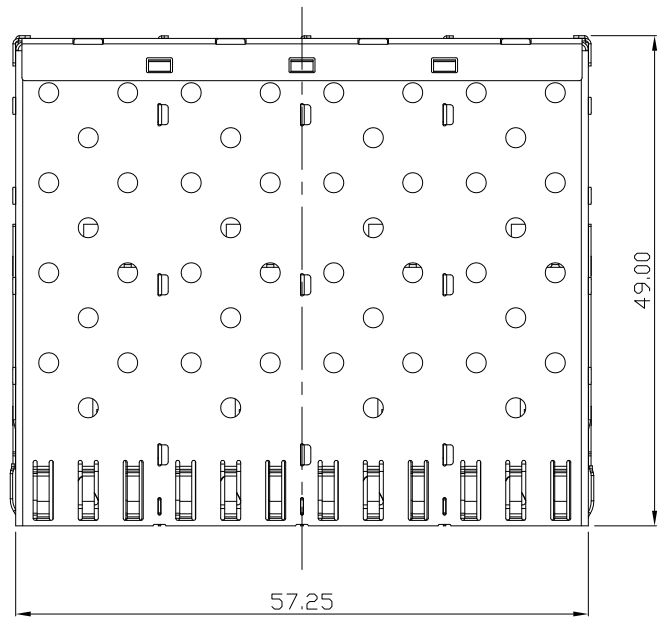


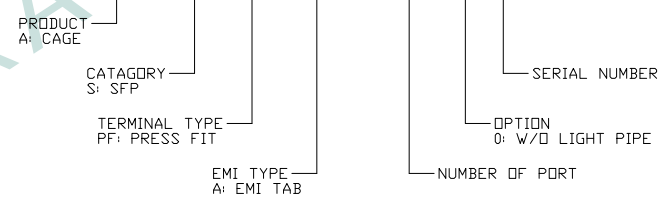
REV.	DATE	DESCRIPTION
01	Sep. 12, '18	1st RELEASE

- NOTES:
- MATERIALS: T=0.25mm, COPPER ALLOY
 - UNSPECIFIED TOLERANCE: .XX ±0.15
.X ±0.25

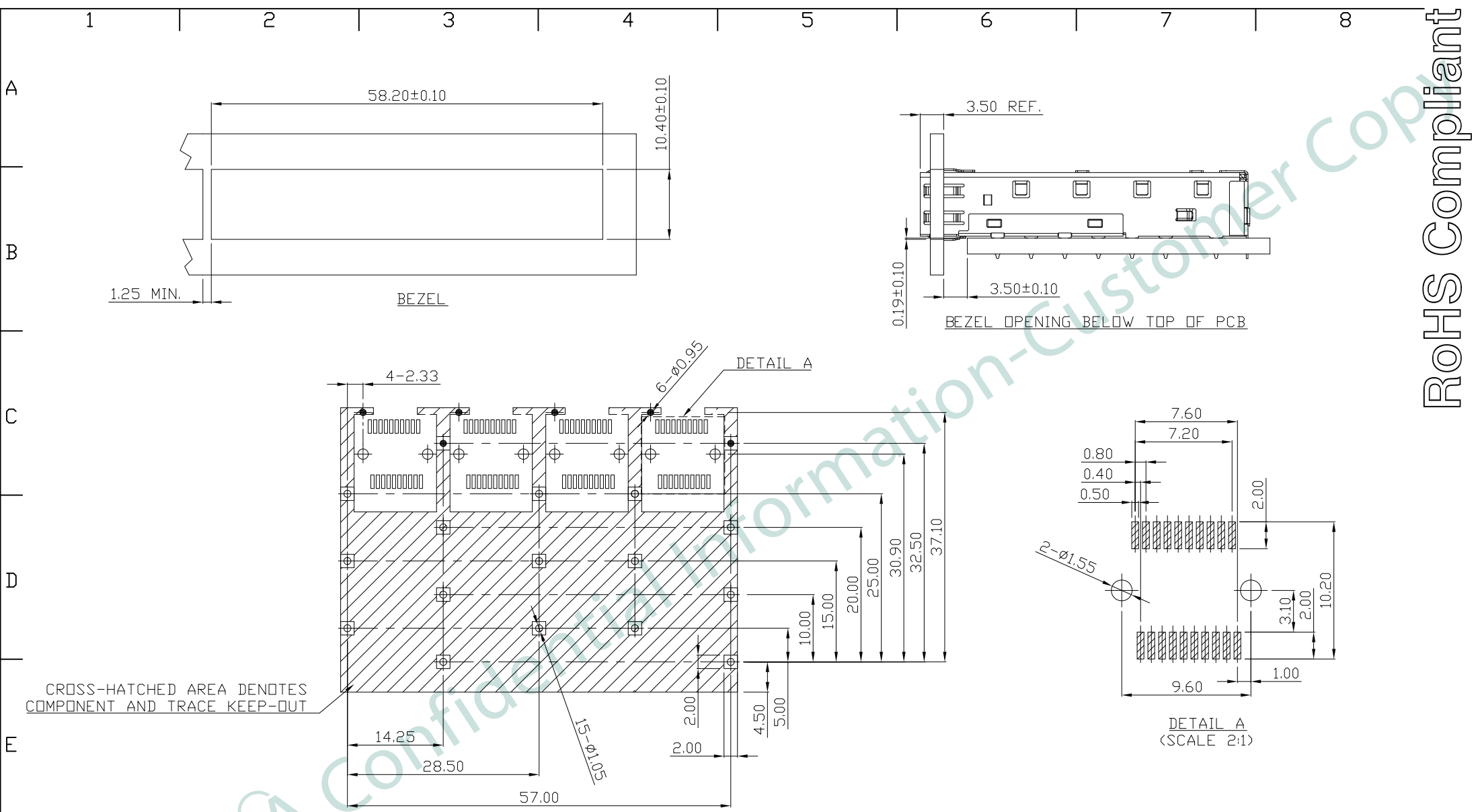
1 2 3 4 5 6 7 8
A
B
C
D
E
F



KSFP-A-SPFA-0403



PART NO		KSFP-A-SPFA-0403		
TITLE	SFP 1X4 CAGE, PRESS FIT TYPE			
REV : 01				
UNIT	DRAWN	CHKD	DATE	SHEET
mm[inch]	CINDY	VINCENT	Sep. 12, '18	1 of 2



CROSS-HATCHED AREA DENOTES COMPONENT AND TRACE KEEP-OUT

EDGE OF BOARD
 RECOMMENDED PCB LAYOUT (COMPONENT SIDE)
 PCB TOLERANCE: ± 0.05
 □ ● ● THROUGH HOLE

PART NO		KSFP-A-SPFA-0403		
TITLE	SFP 1X4 CAGE, PRESS FIT TYPE			
REV : 01				
UNIT	DRAWN	CHKD	DATE	SHEET
mm[inch]	CINDY	VINCENT	Sep. 12, '18	2 of 2