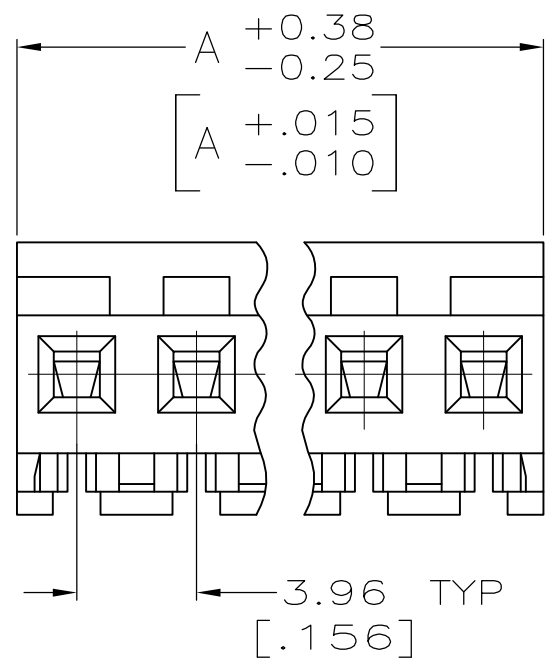
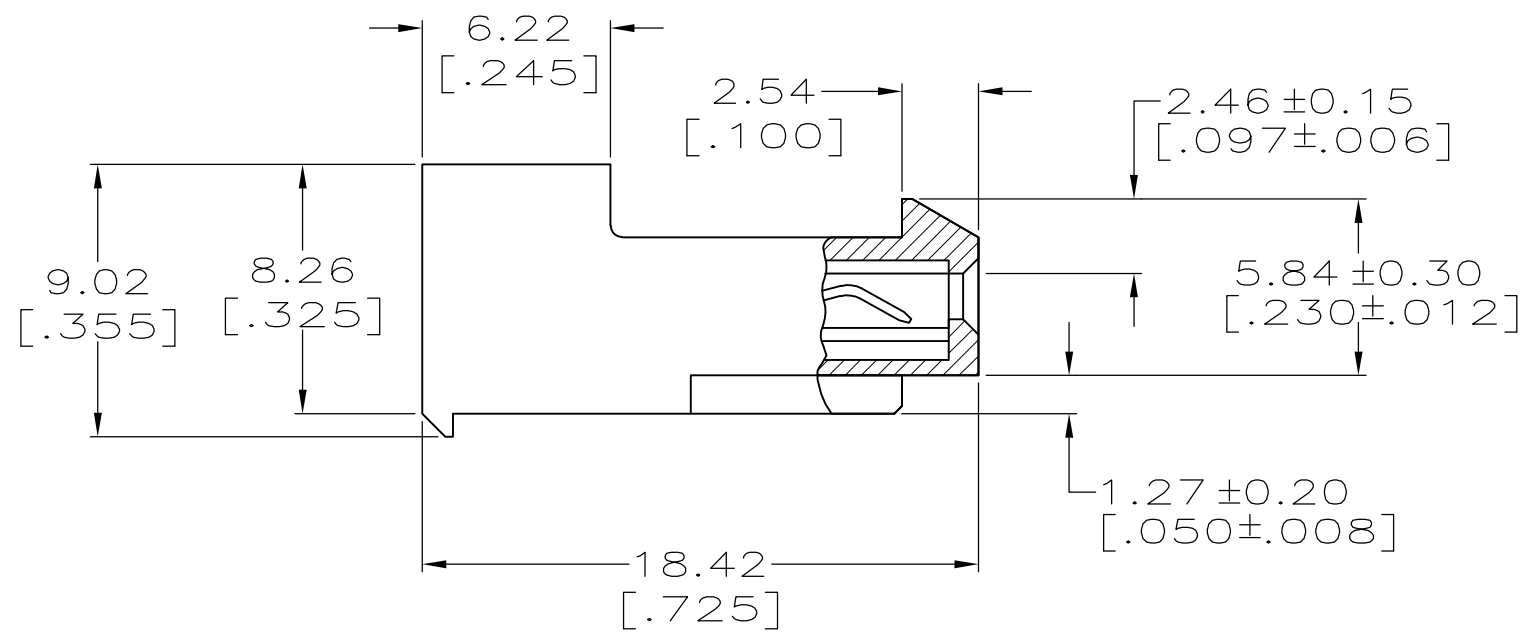
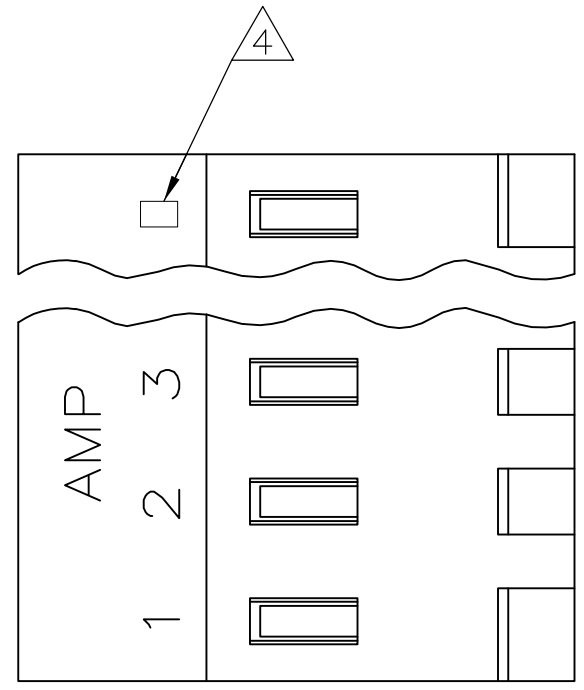


THIS DRAWING IS UNPUBLISHED. RELEASED FOR PUBLICATION
 © COPYRIGHT BY TYCO ELECTRONICS CORPORATION. ALL RIGHTS RESERVED.

LOC	DIST	REVISIONS					
		P	LTR	DESCRIPTION	DATE	DWN	APVD
CM	0	M		ECO-07-012878	19JUN07	KW	CC



CONTACT FINISH	DIM A	NO. OF CIRCUITS	PART NO.	
TIN	95.10	[3.744]	24	5-641148-4
	91.14	[3.588]	23	5-641148-3
	87.17	[3.432]	22	5-641148-2
	83.21	[3.276]	21	5-641148-1
	79.25	[3.120]	20	5-641148-0
	75.29	[2.964]	19	4-641148-9
	71.32	[2.808]	18	4-641148-8
	67.36	[2.652]	17	4-641148-7
	63.40	[2.496]	16	4-641148-6
	59.44	[2.340]	15	4-641148-5
	55.47	[2.184]	14	4-641148-4
	51.51	[2.028]	13	4-641148-3
	47.55	[1.872]	12	4-641148-2
	43.59	[1.716]	11	4-641148-1
	39.62	[1.560]	10	4-641148-0
	35.66	[1.404]	9	3-641148-9
	31.70	[1.248]	8	3-641148-8
	27.74	[1.092]	7	3-641148-7
	23.77	[.936]	6	3-641148-6
	19.81	[.780]	5	3-641148-5
	15.85	[.624]	4	3-641148-4
	11.89	[.468]	3	3-641148-3
	7.92	[.312]	2	3-641148-2
	TIN-LEAD	95.10	[3.744]	24
91.14		[3.588]	23	2-641148-3
87.17		[3.432]	22	2-641148-2
83.21		[3.276]	21	2-641148-1
79.25		[3.120]	20	2-641148-0
75.29		[2.964]	19	1-641148-9
71.32		[2.808]	18	1-641148-8
67.36		[2.652]	17	1-641148-7
63.40		[2.496]	16	1-641148-6
59.44		[2.340]	15	1-641148-5
55.47		[2.184]	14	1-641148-4
51.51		[2.028]	13	1-641148-3
47.55		[1.872]	12	1-641148-2
43.59		[1.716]	11	1-641148-1
39.62		[1.560]	10	1-641148-0
35.66		[1.404]	9	641148-9
31.70		[1.248]	8	641148-8
27.74		[1.092]	7	641148-7
23.77		[.936]	6	641148-6
19.81		[.780]	5	641148-5
15.85		[.624]	4	641148-4
11.89		[.468]	3	641148-3
7.92		[.312]	2	641148-2

- 1 MATERIAL:
 CONNECTOR - NYLON UL94V-2 (ORANGE).
 CONTACTS - 0.30[.012] THICK COPPER ALLOY.
 PLATING - 0.00038[.000015] GOLD IN CONTACT AREA.
 0.00203[.000080] MIN THICKNESS BRIGHT TIN LEAD IN SLOT AREA FOR 641148-2 THRU 2-641148-4 OR MATTE WHISKER MITIGATED TIN IN SLOT AREA FOR 3-641148-2 THRU 5-641148-4 OVER NICKEL UNDERPLATE.
2. CONTACTS ACCEPT 18 AWG WIRE WITH 2.41[.095] MAX INSULATION DIAMETER.
3. CONTACTS MUST ACCEPT 1.14±0.03[.045±.001] SQUARE POST AND REMAIN LOCKED IN POSITION.
- 4 IDENTIFICATION NUMBER FOR LAST CIRCUIT MAY NOT APPEAR ON ALL ASSEMBLIES.
5. DIMENSIONS IN BRACKETS ARE IN INCHES.
6. HOUSING FEATURES ARE: CLOSED END WITH LOCKING RAMP.
- 7 NOTE DELETED.
- 8 NOTE DELETED.

METRIC

THIS DRAWING IS A CONTROLLED DOCUMENT.

DIMENSIONS: mm [INCHES]	TOLERANCES UNLESS OTHERWISE SPECIFIED: 0 PLC ± - 1 PLC ± - 2 PLC ± - 3 PLC ± 0.13 [.005] 4 PLC ± - ANGLES ± -	DWN B. LEWIS 2-12-91 CHK R. SWING 2-12-91 APVD - PRODUCT SPEC 108-1051 APPLICATION SPEC 114-1020 WEIGHT -	Tyco Electronics Corporation Harrisburg, Pa 17105-3608 NAME MTA-156 CONNECTOR ASSEMBLY, 18 AWG, STANDARD SIZE A2 CAGE CODE 00779 DRAWING NO C-641148 RESTRICTED TO -
MATERIAL - 1	FINISH -	CUSTOMER DRAWING	SCALE 4:1 SHEET 1 OF 1 REV M