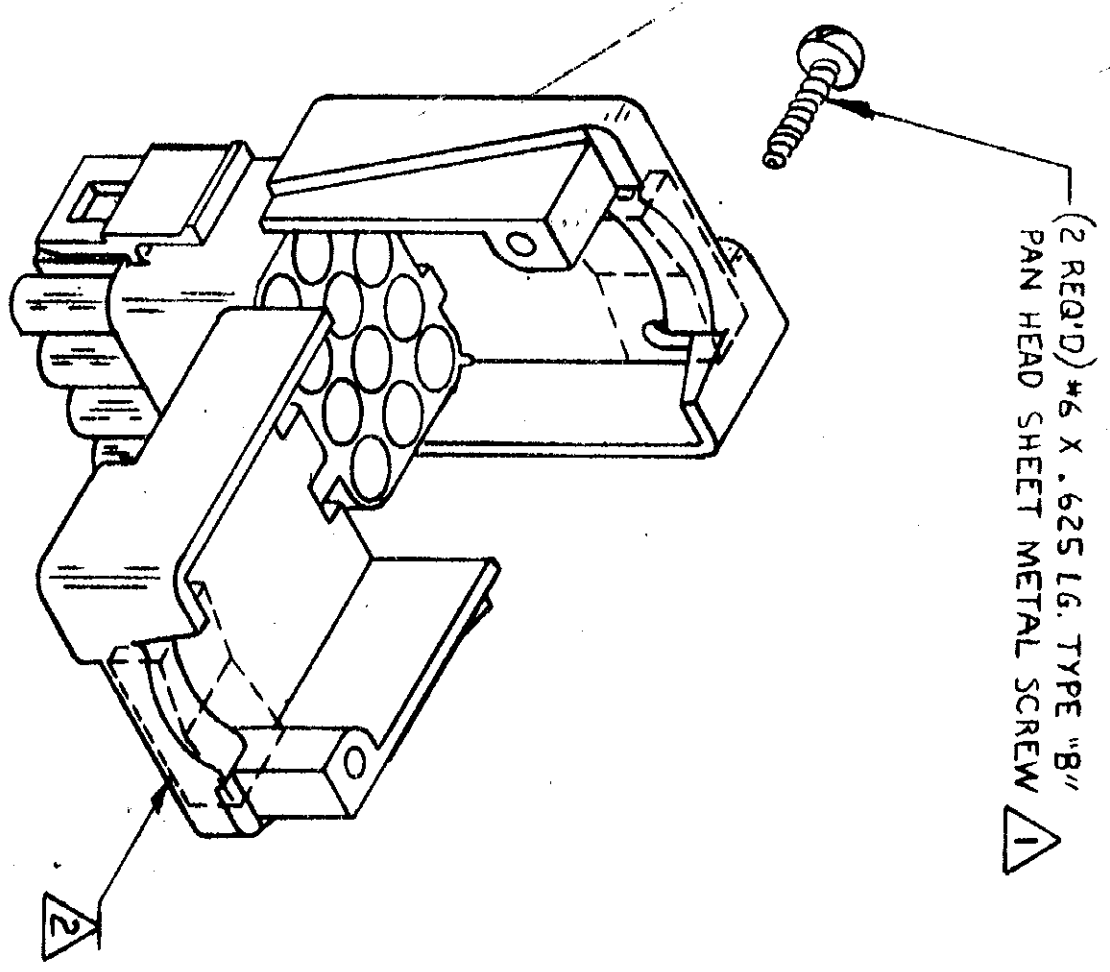
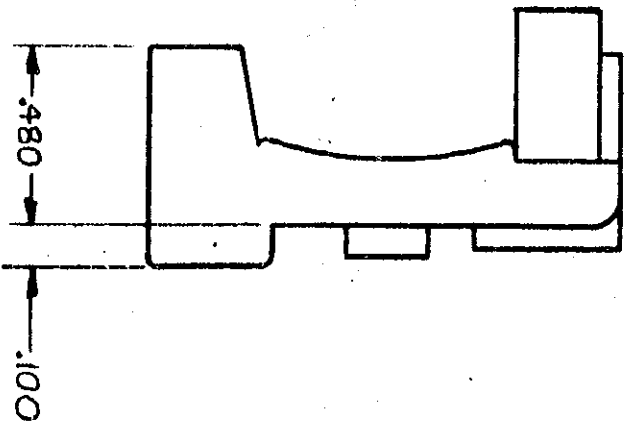
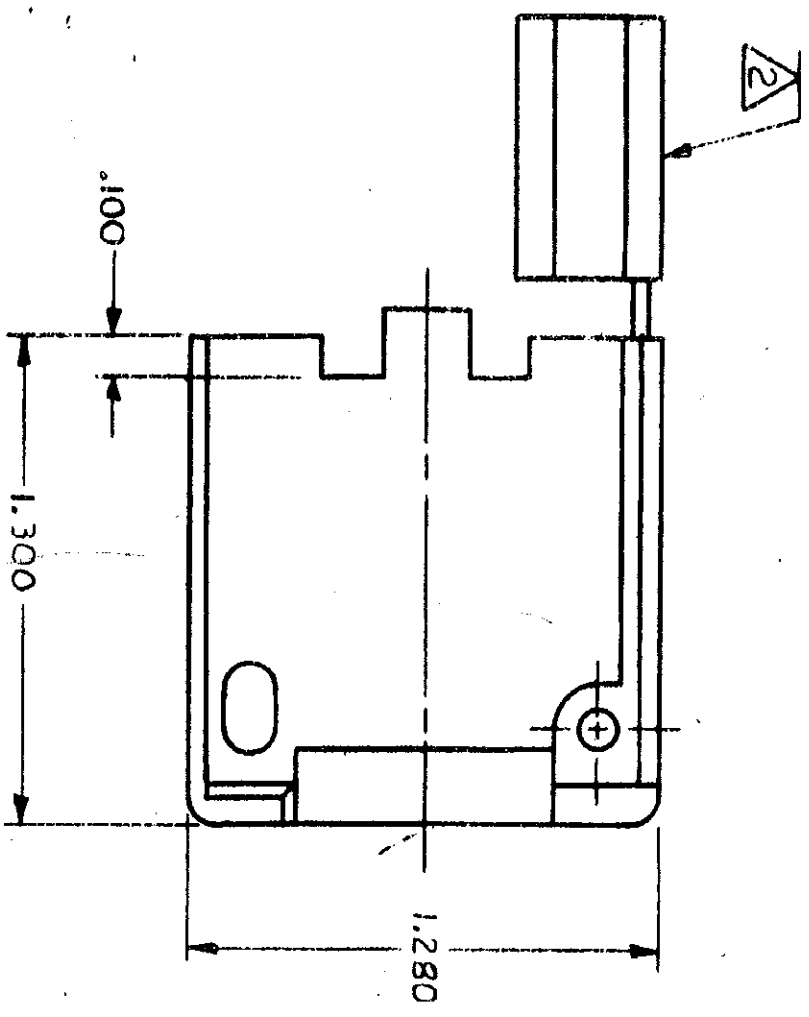
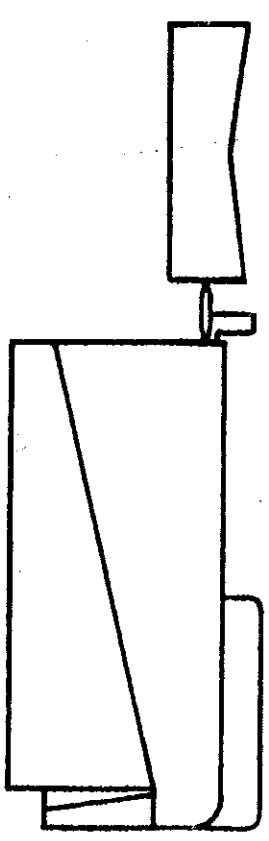


DRAWING MADE IN THIRD ANGLE PROJECTION

© COPYRIGHT 1978 BY AMP INCORPORATED, HARRISBURG, PA. ALL INTERNATIONAL RIGHTS RESERVED. AMP INCORPORATED PRODUCTS COVERED BY U. S. AND FOREIGN PATENTS AND/OR PATENTS PENDING.

- △ SHEET METAL SCREWS NOT SUPPLIED.
- △ INSERT IS ATTACHED TO STRAIN RELIEF. AS AN ADDITIONAL ADJUSTMENT FOR SMALL WIRE BUNDLES, IT SHOULD BE CUT OFF AND POSITIONED AS SHOWN BY DOTTED LINES.
- △ TWO REQUIRED PER CONNECTOR.
- 4. DETACHABLE INSERT MAY SEPARATE FROM STRAIN RELIEF BODY DURING SHIPPING.

REVISIONS		DATE	APPROVED
P	F		
	ZONE		
	LTR		
	DESCRIPTION		
	REVISED AND REDRAWN PER M-5186	3-27-79	MSE/DH
	AI RESTORATION	3-28-79	ST/ED
	B REV PER ECN CM 705	3-18-80	TR/RS



640723

WIRE BUNDLE DIA	
WITHOUT INSERT	.750 MAX
WITH INSERT	.150 MIN

UNLESS OTHERWISE SPECIFIED DIMENSIONS ARE IN INCHES. TOLERANCES ON: DECIMALS ± .015 ANGLES ±

MATERIAL SEE TABLE

FINISH SEE TABLE

CONTRACT NO. 3-2-79
 DR. M. FEHER
 CHK. J.S. Wade 3/22/79
 APPD. J.C.P. 3-22-79
 DSGN APPD.
 OTHER APPD.

NAME: STRAIN RELIEF FOR 12 CIRCUIT UNIVERSAL MATE-N-LOK™ CONNECTOR

SIZE CODE IDENT NO: 640723

SCALE: 2-1 SHEET 1 OF 1

CUSTOMER DRAWING