

ZB5FK1843

Head for illuminated selector switch, Harmony XB5, flush mounted red 3 pos return right to center



Main

| | |
|-------------------------------|--------------------------------------|
| Range of Product | Harmony XB5 |
| Product or Component Type | Head for illuminated selector switch |
| Product Compatibility | Integral LED |
| Device short name | ZB5 |
| Bezel material | Dark grey plastic |
| Mounting diameter | 1.18 in (30 mm) |
| Head type | Built-in-flush |
| Sale per indivisible quantity | 1 |
| Shape of signaling unit head | Round |
| Type of operator | Right to centre spring return |
| Operator profile | Red standard handle |
| Operator position information | 3 positions +/- 45° |

Complementary

| | |
|-----------------------------|--|
| CAD overall width | 1.46 in (37 mm) |
| CAD overall height | 1.46 in (37 mm) |
| CAD overall depth | 1.81 in (46 mm) |
| Net Weight | 0.07 lb(US) (0.03 kg) |
| Mechanical durability | 1000000 cycles |
| Electrical composition code | M3 4 single front mounting integral LED M6 2 single front mounting integral LED and transformer M10 2 single front mounting integral LED MF1 2 single front mounting integral LED M4 4 single and double front mounting integral LED |

Environment

| | |
|---------------------------------------|---|
| Protective treatment | TH |
| Ambient Air Temperature for Storage | -40...158 °F (-40...70 °C) |
| Ambient Air Temperature for Operation | -40...158 °F (-40...70 °C) |
| Overvoltage category | Class II IEC 60536 |
| IP degree of protection | IP66 IEC 60529 IP67 IP69 IP69K |
| NEMA degree of protection | NEMA 13 NEMA 4X |
| Resistance to high pressure washer | 1015.26 psi (7000000 Pa) 131 °F (55 °C) 0.1 m |
| IK degree of protection | IK03 IEC 50102 |
| Standards | CSA C22.2 No 14 EN/IEC 60947-5-4 EN/IEC 60947-5-1 EN/IEC 60947-5-5 UL 508 JIS C8201-5-1 EN/IEC 60947-1 JIS C8201-1 |

The information provided in this documentation contains general descriptions and/or technical characteristics of the performance of the products contained herein. This documentation is not intended as a substitute for and is not to be used for determining suitability or reliability of these products for specific user applications. It is the duty of any such user or integrator to perform the appropriate and complete risk analysis, evaluation and testing of the products with respect to the relevant specific application or use thereof. Neither Schneider Electric Industries SAS nor any of its affiliates or subsidiaries shall be responsible or liable for misuse of the information contained herein.

| | |
|------------------------|--|
| Product Certifications | BV CSA LROS (Lloyds register of shipping) GL DNV UL Listed |
| Vibration resistance | 5 gn 2...500 Hz)IEC 60068-2-6 |
| Shock resistance | 30 gn 18 ms) half sine wave acceleration IEC 60068-2-27 50 gn 11 ms) half sine wave acceleration IEC 60068-2-27 |

Ordering and shipping details

| | |
|-----------------------|-------------------------------------|
| Category | 22467-PUSHBUTTONS,22MM(PLASTIC) NEW |
| Discount Schedule | CS2 |
| GTIN | 3606481340436 |
| Nbr. of units in pkg. | 1 |
| Package weight(Lbs) | 0.78 oz (22.0 g) |
| Returnability | No |
| Country of origin | FR |

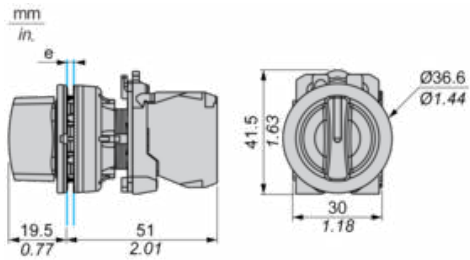
Packing Units

| | |
|------------------------|-------------------|
| Unit Type of Package 1 | PCE |
| Package 1 Height | 2.15 in (5.45 cm) |
| Package 1 width | 1.69 in (4.3 cm) |
| Package 1 Length | 2.05 in (5.2 cm) |

Offer Sustainability

| | |
|----------------------------|---|
| Sustainable offer status | Green Premium product |
| California proposition 65 | WARNING: This product can expose you to chemicals including: Di-isodecyl phthalate (DIDP), which is known to the State of California to cause birth defects or other reproductive harm. For more information go to www.P65Warnings.ca.gov |
| REACH Regulation | REACH Declaration |
| REACH free of SVHC | Yes |
| EU RoHS Directive | Pro-active compliance (Product out of EU RoHS legal scope) EU RoHS Declaration |
| Toxic heavy metal free | Yes |
| Mercury free | Yes |
| RoHS exemption information | Yes |
| China RoHS Regulation | China RoHS Declaration |
| Environmental Disclosure | Product Environmental Profile |
| Circularity Profile | End Of Life Information |

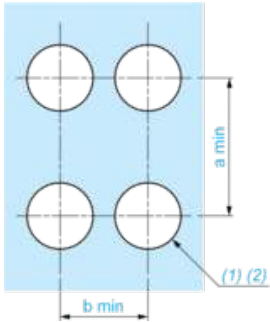
Dimensions



e: Clamping thickness: 1 to 6 mm / 0.04 to 0.24 in.

Panel Cut-out for Pushbuttons, Switches and Pilot Lights (Finished Holes, Ready for Installation)

Connection by Screw Clamp Terminals or Plug-in Connectors

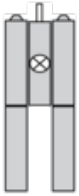


(1) Diameter on finished panel or support

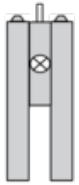
(2) $\text{Ø}30.75 \text{ mm}$ recommended ($\text{Ø}30.5 \text{ }_0^{+0.5}$) / $\text{Ø}1.21 \text{ in.}$ recommended ($\text{Ø}1.20 \text{ in. }_0^{+0.0196}$)

| Connections | a in mm | a in in. | b in mm | b in in. |
|---|---------|----------|---------|----------|
| By screw clamp terminals or plug-in connector | 40 | 1.57 | 40 | 1.57 |
| By Faston connectors | 45 | 1.77 | 40 | 1.57 |

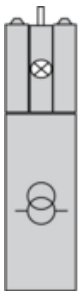
Electrical Composition Corresponding to Code M3



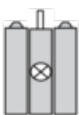
Electrical Composition Corresponding to Code M4



Electrical Composition Corresponding to Codes M6 and P2



Electrical Composition Corresponding to Codes M5, M10, MF1, MR1 and MF2



Legend

Single contact

Double contact

Light block

Possible location



Sequence of Contacts Fitted to 2-position Selector Switch Body

Position 315°



| | | | | | |
|----------|----------|--------|--------|------|--|
| Push | Position | Top | | | |
| Bottom | | | | | |
| Location | | Left | Right | | |
| State | | 0 | 0 | | |
| Contacts | N/O | | open | open | |
| N/C | | closed | closed | | |

Position 45°



| | | | | | |
|----------|----------|------|--------|--------|--|
| Push | Position | Top | | | |
| Bottom | | | | | |
| Location | | Left | Right | | |
| State | | 1 | 1 | | |
| Contacts | N/O | | closed | closed | |
| N/C | | open | open | | |