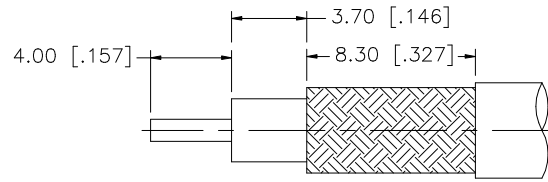
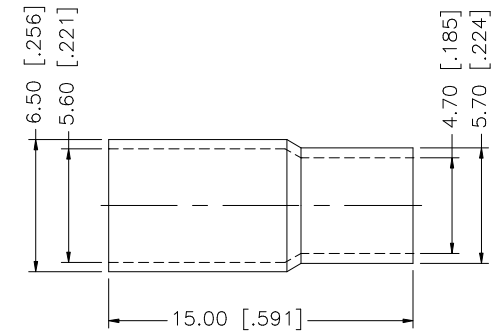
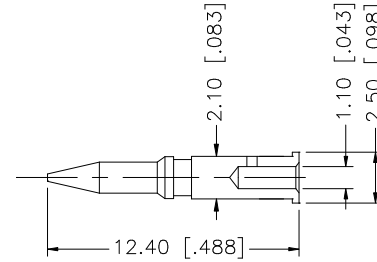
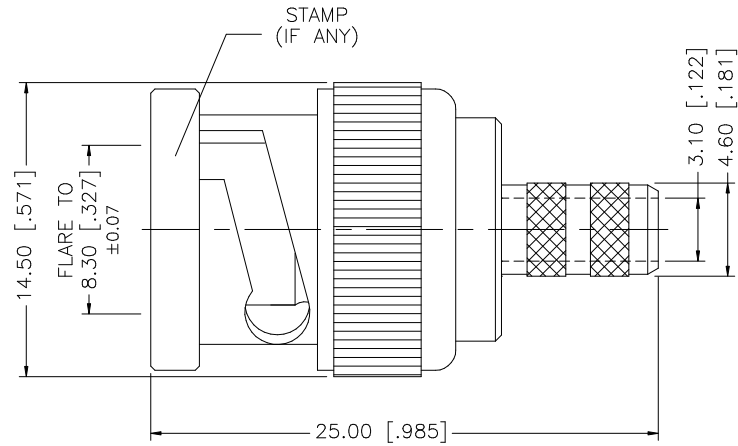


REV.	DATE	DESCRIPTION
NC	02/18/03	INITIAL RELEASE



RECOMMENDED
CABLE STRIPPING DIM'S



9				
8				
7				
6				
5				
4	FERRULE	BRASS	NICKEL	1
3	CONTACT PIN	BRASS	GOLD	1
2	INSULATOR	DELRIN	NATURAL	1
1	BODY	BRASS	NICKEL	1
	DESCRIPTION	MATERIAL	FINISH	QTY

UNLESS OTHERWISE SPECIFIED DIMENSIONS ARE IN MILLIMETERS. DIMENSIONS IN [] ARE IN INCHES AND FOR CUSTOMER REFERENCE ONLY.

UNLESS OTHERWISE SPECIFIED TOLERANCES FOR MILLIMETERS ARE:
0.5 - 8mm ± 0.20mm
8 - 30mm ± 0.40mm
30 - 120mm ± 0.50mm

UNLESS OTHERWISE SPECIFIED TOLERANCES FOR INCHES ARE:
.020 - .315 = ± 0.007"
.315 - 1.180 = ± 0.015"
1.180 - 4.724 = ± 0.020"

DO NOT SCALE DRAWING

APPROVALS		DATE
DRAWN	G.R.S.	01/06/03
CHECKED		
ISSUED		
SHEET	1 OF 1	
CAD FILE	C:/112/112128.DWG	

Amphenol Connex

PART DESCRIPTION
**BNC CRIMP PLUG
(RG-58/U PLENUM CABLE)**

PART NO.
112128

DWG. NO.	112128.DWG	REV.	C	SIZE	A	SCALE	NA
----------	------------	------	---	------	---	-------	----