

# AFBR-0546Z and AFBR-0547Z Evaluation Kit

## DC to 50MBd 650nm Versatile Link

### Fiber Optic Evaluation Kit



## User Guide

### Introduction

AFBR-0546Z is used to evaluate Avago fiber optics device AFBR-1624Z and AFBR-2624Z.

AFBR-0547Z is used to evaluate Avago fiber optics device AFBR-1629Z and AFBR-2529Z.

The evaluation kit is equipped with necessary documents and accessories to ease production and verification.

### Evaluation Kit

#### AFBR-0546Z contains:

1. Evaluation board
2. AFBR-1624Z and AFBR-2624Z unit
3. AFBR-1624Z/AFBR-2624Z datasheet
4. HFBR-RNS001Z 1m Simplex POF Fiber
5. User guide document

#### AFBR-0547Z contains:

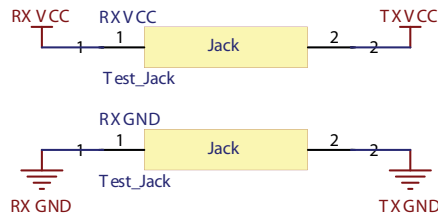
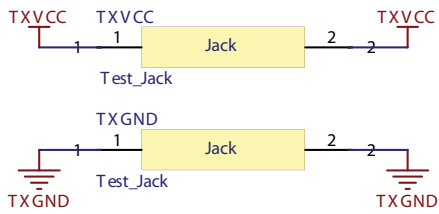
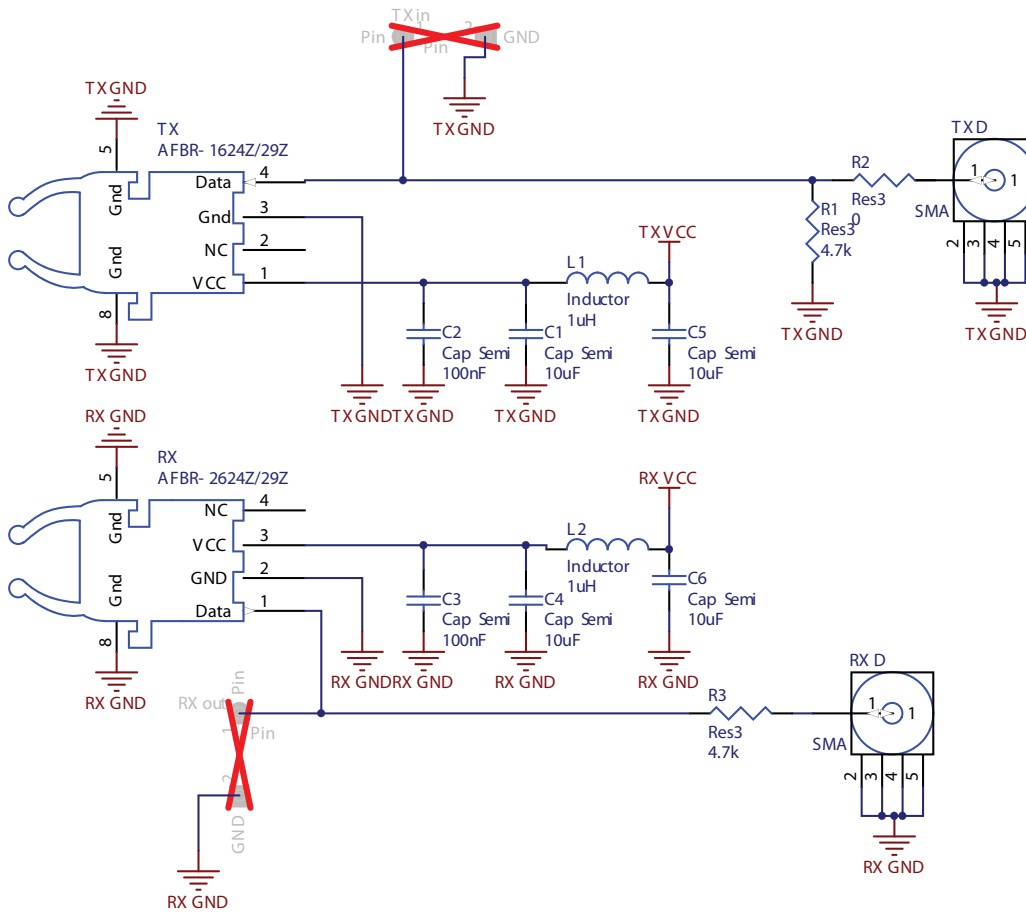
1. Evaluation board
2. AFBR-1629Z and AFBR-2529Z unit
3. AFBR-1629Z/AFBR-2529Z datasheet
4. HFBR-RNS001Z 1m Simplex POF Fiber
5. User guide document

### Evaluation Board

The basic evaluation board that you receive from Avago incorporates passive components and SMA connectors for the TX input (TXD) and RX output (RXD) port connection. This basic evaluation board allows you to connect waveform/pattern generators to the TXD with TTL input signal. Receiver's output signal can be monitored from RXD or RXout with oscilloscope using 50Ohm input setting. The logic of AFBR-1624Z/AFBR-2624Z (output high when input high) and AFBR-1629Z/AFBR-2529Z (output low when input high) is inverted.

### Initial Setup

1. Connect 3.3V or 5V supply voltage to TXVCC and RXVCC
2. Connect 0V to TXGND and RXGND
3. Connect TXD to pattern generator output
4. Connect RXout or RXD to Oscilloscope or Bit Error Tester with 50Ohm impedance input.



For product information and a complete list of distributors, please go to our web site: [www.avagotech.com](http://www.avagotech.com)

Avago, Avago Technologies, and the A logo are trademarks of Avago Technologies in the United States and other countries. Data subject to change. Copyright © 2005-2012 Avago Technologies. All rights reserved. AV02-3720EN - July 24, 2012

