

LOC		DIST		REVISIONS			
P	LTR	DESCRIPTION	DATE	DMN	APVD		
B		REVISED PER ECO-11-001829	31JAN11	HMR	MW		

SPECIFICATIONS:

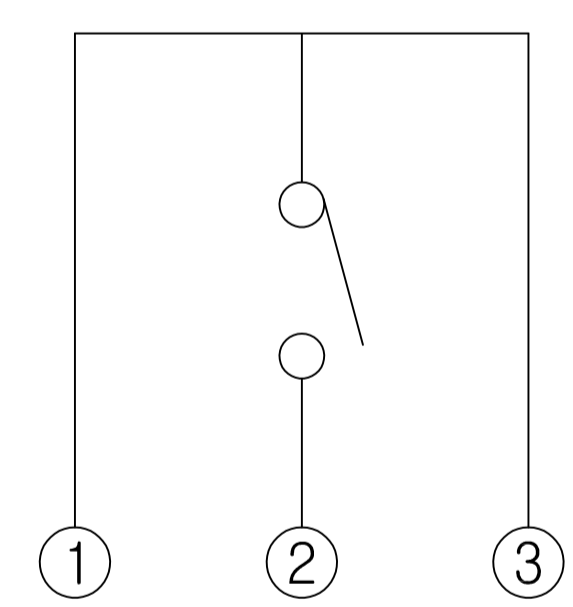
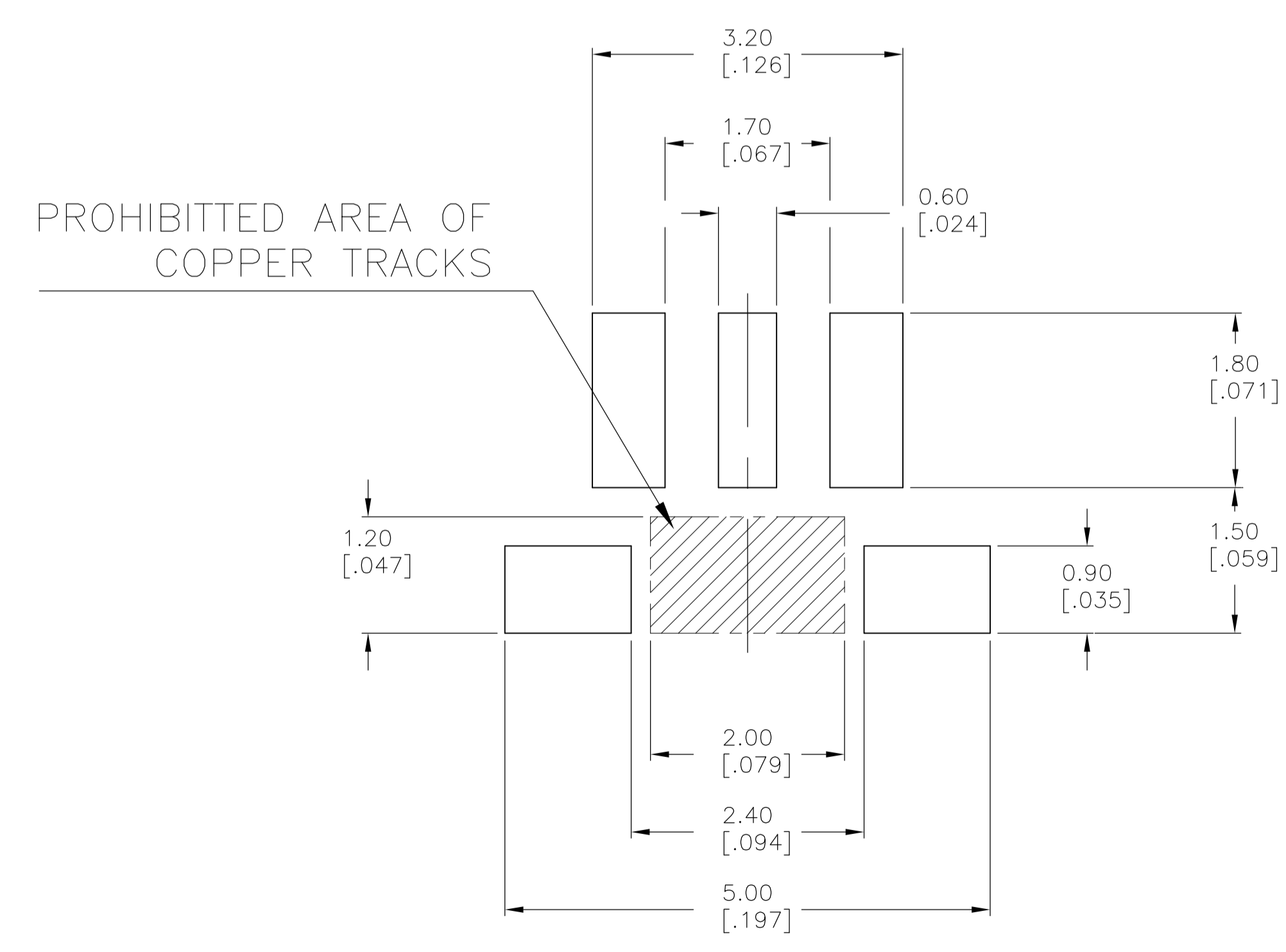
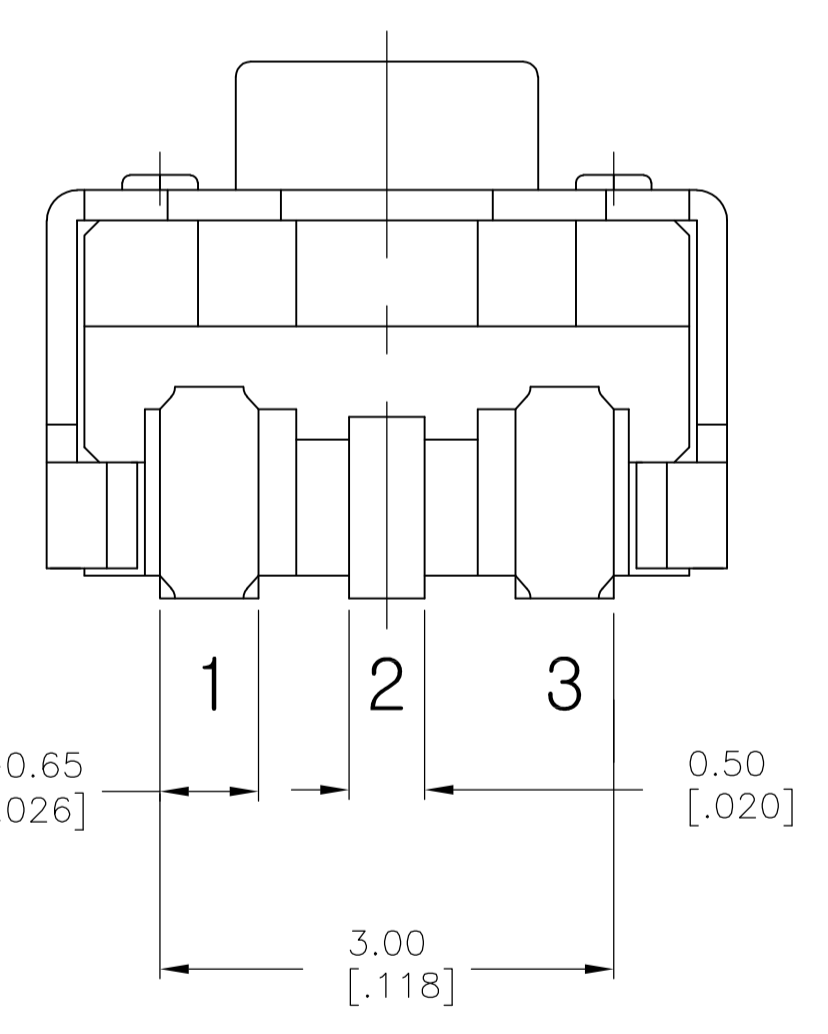
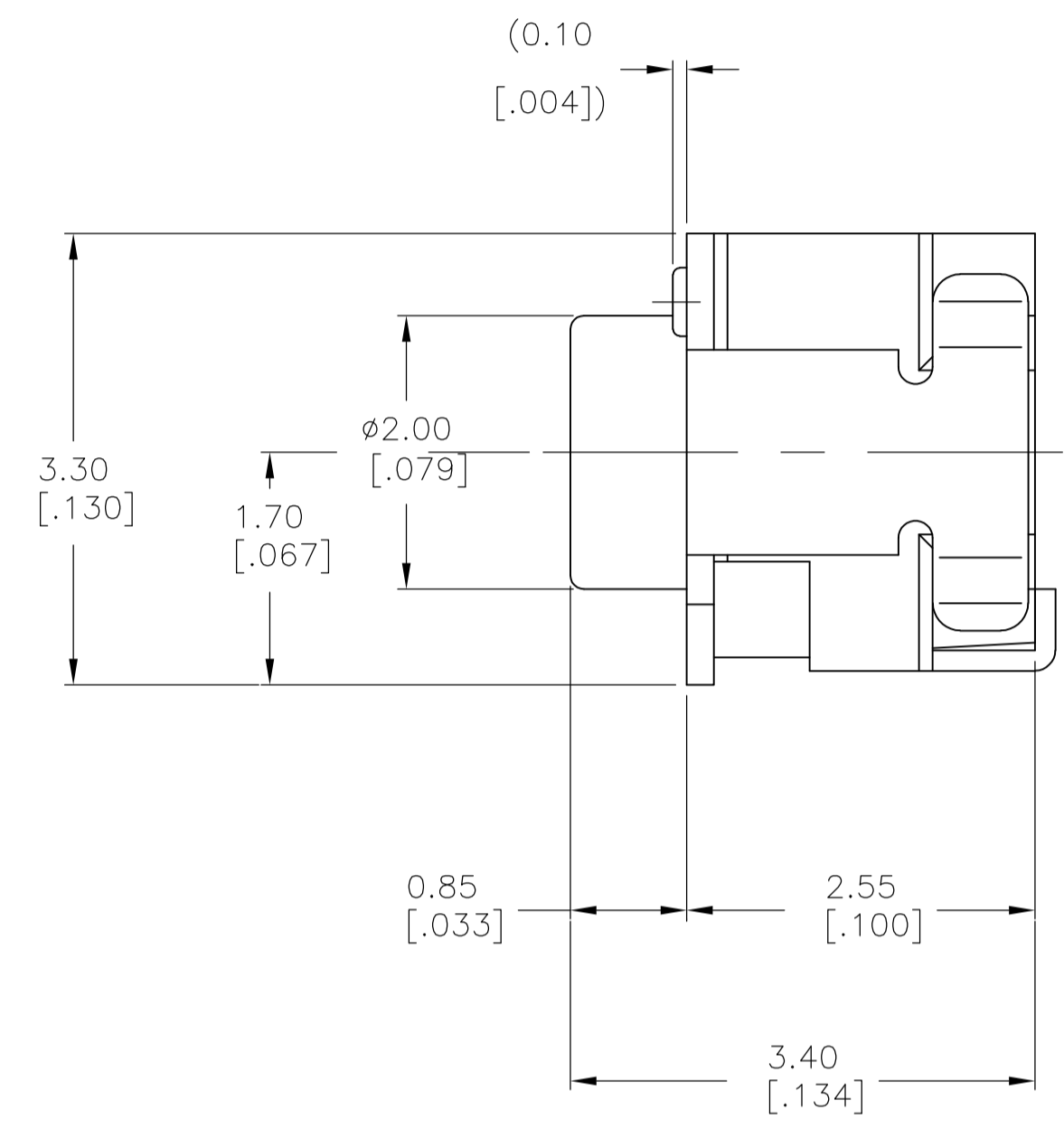
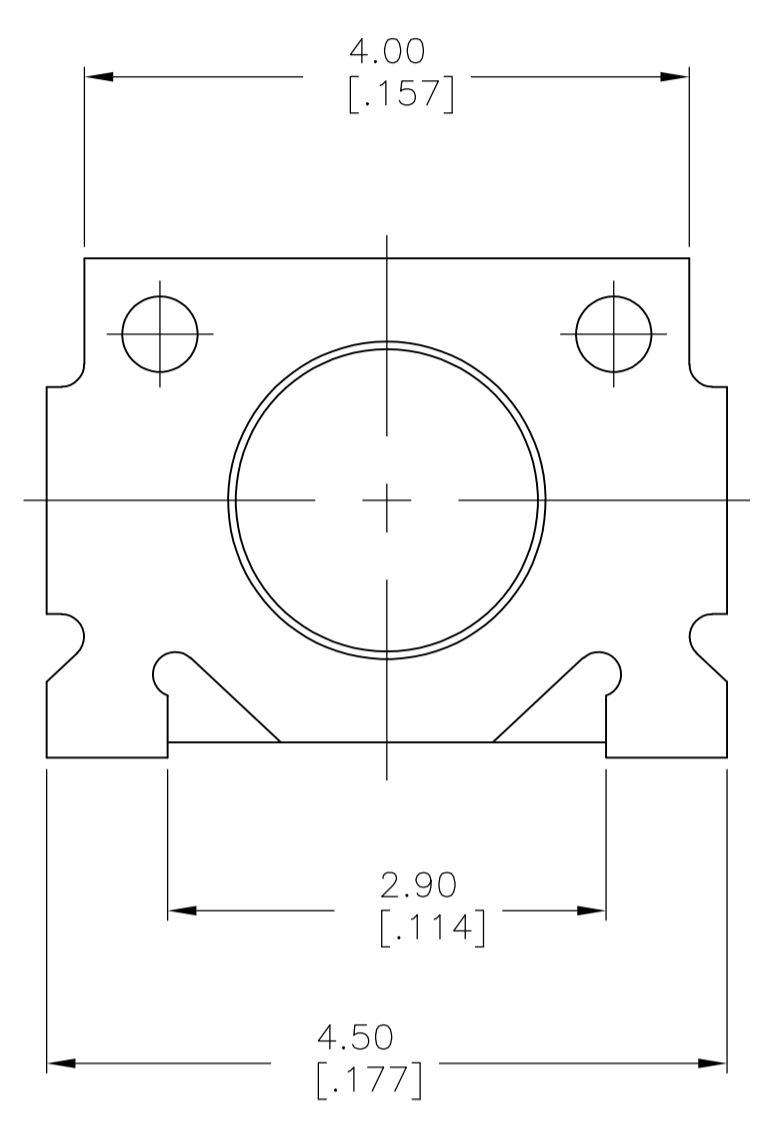
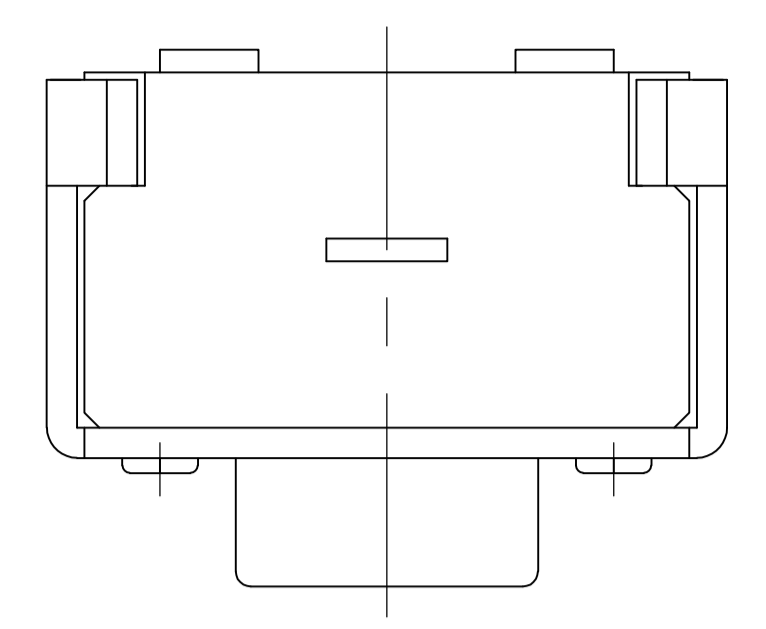
MATERIALS: CASE, PPA UL94V-0, BLACK FINISH
 ACTUATOR, PPA UL94HB, IVORY FINISH
 BRACKET, STEEL, TIN FINISH
 MOVING CONTACT, STAINLESS STEEL, SILVER FINISH
 FIXED CONTACT/TERMINAL, COPPER ALLOY, SILVER OVER NICKEL FINISH

ELECTRICAL:
 MAX CONTACT RATING, 50MA@ 12VDC
 MIN CONTACT RATING, 10MICROAMP@1V DC
 INITIAL CONTACT RESISTANCE, 500 MILLIOHMS MAX
 INSULATION RESISTANCE, 100 MEGOHM MIN
 DIELECTRIC STRENGTH, 500 V AC FOR 1 MINUTE
 CONTACT BOUNCE, LESS THAN 10 MILLISECOND
 LIFE EXPECTANCY, 100,000 CYCLES

MECHANICAL:
 ACTUATION FORCE, 160 +/-50GF
 ACTUATION TRAVEL, .20 +/--.10 MM
 LIFE EXPECTANCY, 100,000 CYCLES MIN

ENVIRONMENTAL:
 OPERATING TEMPERATURE, -35 TO +85 DEGREES C
 STORAGE TEMPERATURE, -35 TO +85 DEGREES C
 THERMAL SHOCK, PER EIA-364-32C, -35 TO +85 DEGREES C
 SOLDERABILITY, PER EIA-364-52, CLASS 2, CATEGORY 1, TEMP, 245 DEGREES C MAX, TIME, 2.5 SECONDS
 MAX. 95% MINIMUM COVERAGE
 RESISTANCE TO SOLDER HEAT, PER 109-201, CONDITION B
 1.NO CHANGE IN INITIAL ELECTRICAL AND MECHANICAL CHARACTERISTICS

1 ALL MATERIALS AND FINISHES SHALL COMPLY WITH EU DIRECTIVE 2002/95/EC OF 27JAN2003 (ROHS)



CIRCUIT DIAGRAM

1977067-1
 PART NUMBER

THIS DRAWING IS A CONTROLLED DOCUMENT.		DIN M. BINNER	08MAR2007	Tyco Electronics Corporation Harrisburg, PA 17105-3608	
DIMENSIONS: mm		TOLERANCES UNLESS OTHERWISE SPECIFIED:	APVD	NAME	
		0. PLC ± -	---	PRODUCT SPEC	
		1. PLC ± -	---	APPLICATION SPEC	
		2. PLC ± 0.30[.012]	---	RESTRICTED TO	
		3. PLC ± -	---	SIZE CAGE CODE DRAWING NO	
		4. PLC ± -	---	A1 00779 C=1977067	
MATERIAL		FINISH	WEIGHT	CUSTOMER DRAWING	
				SCALE 20:1 SHEET 1 OF 1 REV B	