







Terminal Block for Ring Tongue Connections

		ST 5 new	ST 5 P new	ST 5 S new	STL 5 new		
							
		Single Level	Single Level	Single Level	Slide Link		
Available Options	Version	Part No.	Part No.	Part No.	Part No.		
	Beige PA	C9000676	C9001456	0448360000	0448460000		
Dimensions							
Width / Length / Height mm (in.)	for TS 32 	9.5/42.5/42 (0.37/1.67/1.56)	13/51/41.6 (0.51/2.01/1.64)	16.3/52/45.5 (0.64/2.05/1.79)	16.3/52/45.5 (0.64/2.05/1.79)		
Technical Data							
Rated voltage / rated current / wire size	UL	600 V / 35 A / #20...10 AWG	600 V / 45 A / #20...10 AWG	600 V / 65 A / #12...8 AWG	600 V / 65 A / #12...8 AWG		
	CSA	600 V / 35 A / #22...10 AWG	600 V / 45 A / #22...8 AWG	600 V / 45 A / #12...8 AWG	600 V / 65 A / #22...6 AWG		
Torque	VDE	-	-	750 V / 85 A / -	250 V / 30 A / -		
	Nm (lb. in.)	1.1 (10)	1.1 (10)				
	Max. Ring Lug outer dia. mm (in.)			13.97 (.55)	13.97 (.55)		
End Plate (AP) / Partition (TW)		Type	Part No.	Type	Part No.		
	(thickness mm)	AP PA (1.5)	C9000686	AP PA (1.5)	C9001506		
Resin bonded paper		TW (0.5)	C47470	TW (0.5)	C47470		
	Beige PA			TW (1.5)	0477660000		
					0477660000		
Jumpers / Jumper Links							
 <p>Q 2 QL</p>		Q 2	C9001610	Q 2	C9001530		
		Q 10	C9001620	Q 10	C9001540		
		QL 2	C9001370	QL 2	C9001460	QL 2	3834300000
		QL 3	C9001380	QL 3	C9001470		
		QL 4	C9001390	QL 4	C9001480		
		QL 10	C9000750	QL 10	C9001490		
		VH 12.5	C9000760	VH 17	C26700		
		BS M3.5 x 18	C9000780	BS M4 x 30	C26710		
		Sleeve					
		Fixing screw					
Cover (1M)							
	Transparent PVC			ADP	0447700000		
	Mounts in groove on Terminal block			ADP	0447700000		

See Accessories section for mounting rails, end brackets, additional marking material and accessories.