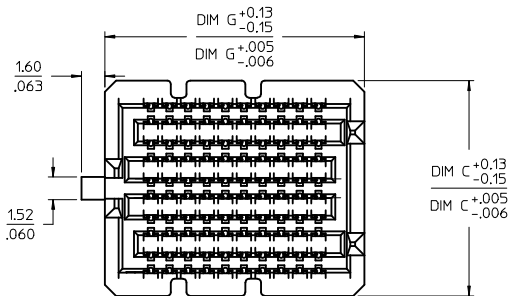


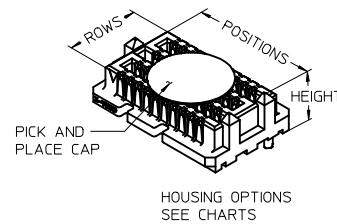
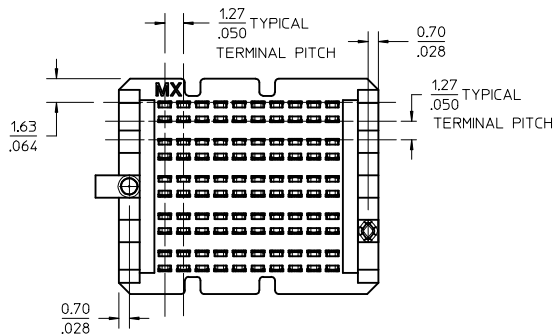
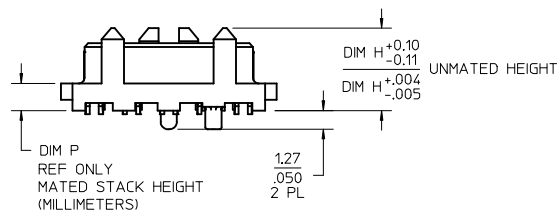
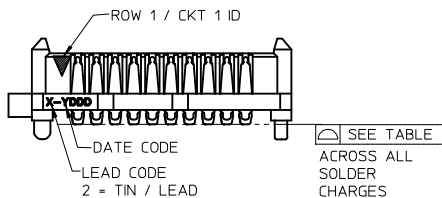
10 9 8 7 6 5 4 3 2 1



NOTES:

1. MATERIAL: HOUSING: LCP, GLASS FILLED, UL94V-0, BLACK
CONTACTS: COPPER ALLOY
SOLDER CHARGE: 63% TIN, 37% LEAD
2. FINISH: ALL DIM P HEIGHT OPTIONS - SELECT GOLD FLASH IN CONTACT AREA: 30 MI MIN
DIM P HEIGHT OPTIONS 2.0 & 2.5: SELECT GOLD FLASH IN TAIL, 7 MI MIN
DIM P HEIGHT OPTIONS 3.0 THRU 7.0: SELECT TIN IN TAIL, 50 MI MIN
ALL DIM P HEIGHT OPTIONS - NICKEL UNDERPLATE OVERALL
3. PRODUCT SPECIFICATION: PS-45970-001
4. PACKAGING SPECIFICATION: TRAY PACK PK-45971-001
5. MATES WITH SEARAY RECEPTACLE ASSY 45971
6. APPLICATION SPECIFICATION: AS-45970-001
7. COSMETIC SPECIFICATION: PS-45499-002 CLASS B
8. PART STATUS: CONTACT MOLEX

10 ROW
10 POSITION
SHOWN



POSITION	
10	0.15/.006
20	0.15/.006
30	0.15/.006
40	0.15/.006
50	0.15/.006
15	0.15/.006
25	0.15/.006
35	0.23/.009
45	0.23/.009

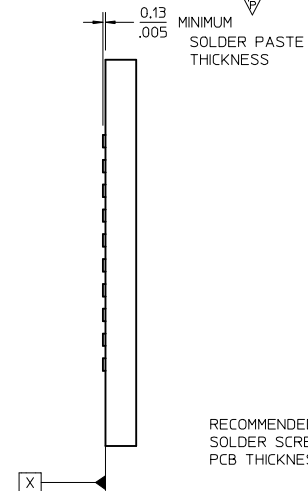
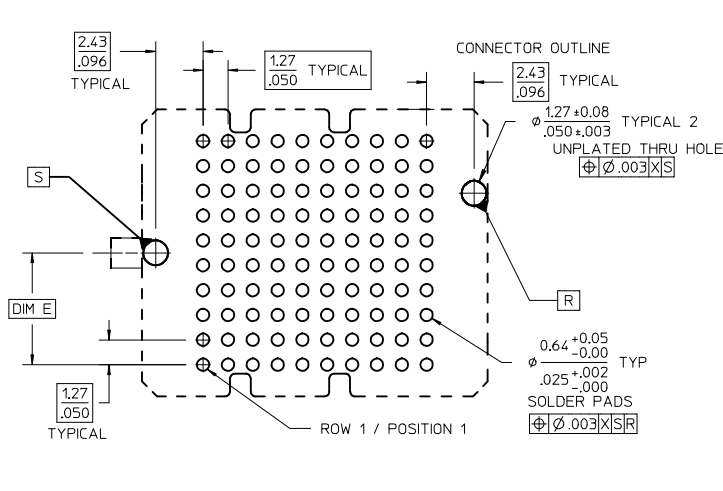
ROWS: 10			
DIM R: (REF)	3.0 MM	3.5 MM	
DIM H:	6.60/1.260	7.11/1.280	
POSITION	DIM G	MATERIAL NO	MATERIAL NO
20	30.37/1.196	45970-3213	45970-2313
30	43.07/1.696	45970-3213	45970-4313
40	55.77/2.196		

MATED STACK HEIGHTS
GIVEN IN MILLIMETERS (MM) FOR REFERENCE ONLY

INITIAL RELEASE EC NO: UCP2015-1206 DRAWN: RWHIPPLE 2014/10/27 CHKD: DMORGAN 2014/10/25 APPR: SMILLER 2015/01/05	QUALITY SYMBOLS $\nabla/\neq=0$ $\nabla/\neq=0$ $\nabla/\neq=0$	GENERAL TOLERANCES (UNLESS SPECIFIED)	DIMENSION STYLE MM/IN	SCALE 3:1	DESIGN UNITS INCH	THIRD ANGLE PROJECTION
			DRAWN BY RWHIPPLE	DATE 2014/10/27	SEARAY PLUG ASSEMBLY 1.27/.050 CNTRS TIN/LEAD TRAY PACKAGING molex	
			CHECKED BY DMORGAN	DATE 2014/10/25		
			APPROVED BY SMILLER	DATE 2015/01/05		
	MATERIAL NO.	DOCUMENT NO. RSD-45970-003	SHEET NO. 1 OF 2			
		ANGULAR \pm ---° DRAFT WHERE APPLICABLE MUST REMAIN WITHIN DIMENSIONS	SEE TABLE	THIS DRAWING CONTAINS INFORMATION THAT IS PROPRIETARY TO MOLEX INCORPORATED AND SHOULD NOT BE USED WITHOUT WRITTEN PERMISSION		

9 8 7 6 5 4 3 2 1

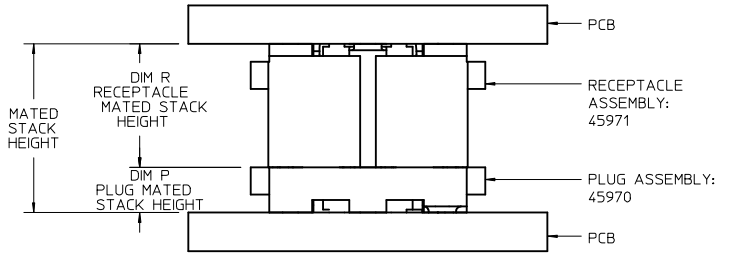
10 ROW
10 POSITION
SHOWN



NO OF ROWS	DIM C	DIM E
6	.960/.378	.317/.125
8	1.21/.478	.444/.175
10	1.47/.578	5.72/.225

		DIM R RECEPTACLE STACK HEIGHT					
		MM	5.0	6.0	6.5	7.5	8.0
DIM P PLUG STACK HEIGHT	2.0	7.0	8.0	8.5	9.5	10.0	
	3.0	8.0	9.0	9.5	10.5	11.0	
	3.5	8.5	9.5	10.0	11.0	11.5	
	2.5	7.5	8.5	9.0	10.0	10.5	
	4.5	9.5	10.5	11.0	12.0	12.5	
	5.0	10.0	11.0	11.5	12.5	13.0	
	7.0	12.0	13.0	13.5	14.5	15.0	
9.0	14.0	15.0	15.5	16.5	17.0		

MATED STACK HEIGHTS
GIVEN IN MILLIMETERS (MM) FOR REFERENCE ONLY



MATED STACK HEIGHTS
GIVEN IN MILLIMETERS (MM) FOR REFERENCE ONLY

SEE SHEET 1 EC NO: UCP2015-1206 DRAWN: RWHIPPLE 2014/10/27 CHKD: DMORGAN 2014/10/25 APPR: SMILLER 2015/01/05	QUALITY SYMBOLS	GENERAL TOLERANCES (UNLESS SPECIFIED)	DIMENSION STYLE	SCALE	DESIGN UNITS	THIRD ANGLE PROJECTION
	▽/0	mm INCH	MM/IN	4:1	INCH	
	▽/2	4 PLACES ± --- ± --- 3 PLACES ± --- ± .010 2 PLACES ± 0.25 ± .015 1 PLACE ± 0.38 ± --- 0 PLACE ± ±	DRAWN BY DATE RWHIPPLE 2014/10/27 CHECKED BY DATE DMORGAN 2014/10/25 APPROVED BY DATE SMILLER 2015/01/05	TITLE	SEARAY PLUG ASSEMBLY 1.27/.050 CNTRS TIN/LEAD TRAY PACKAGING	
	▽/0	ANGULAR ± --- ° DRAFT WHERE APPLICABLE MUST REMAIN WITHIN DIMENSIONS	MATERIAL NO. SEE TABLE SHT 1	DOCUMENT NO. RSD-45970-003	SHEET NO. 2 OF 2	
REV A	DESCRIPTION	THIS DRAWING CONTAINS INFORMATION THAT IS PROPRIETARY TO MOLEX INCORPORATED AND SHOULD NOT BE USED WITHOUT WRITTEN PERMISSION				