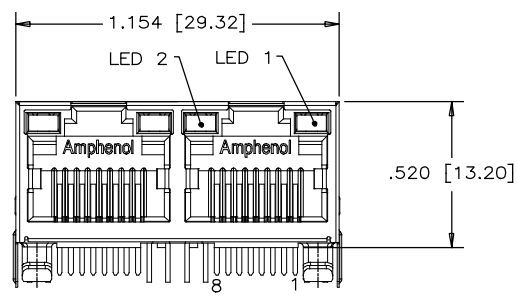
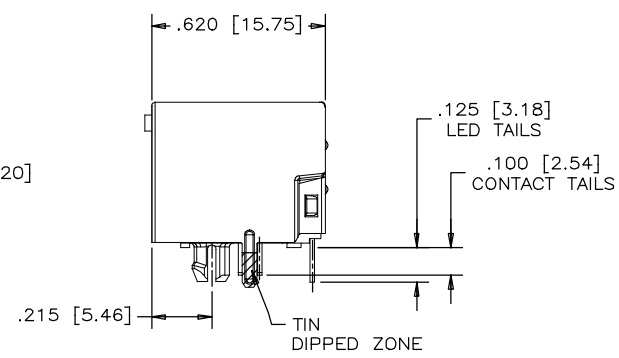


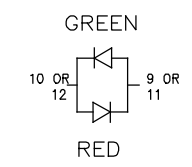
REVISIONS			
REV	DESCRIPTION, ECN, EAR NO.	DATE	APP'D
A	PROPOSAL	MAR17/17	L.CHAN
B	ADD LED OPTION	MAR23/17	L.CHAN
C	FIX ERROR	APR01/17	L.CHAN



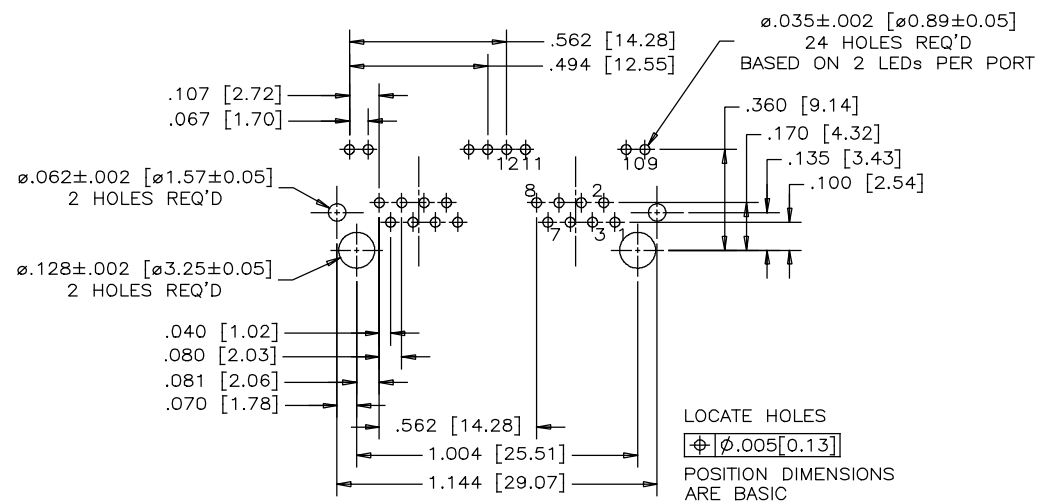
FRONT VIEW



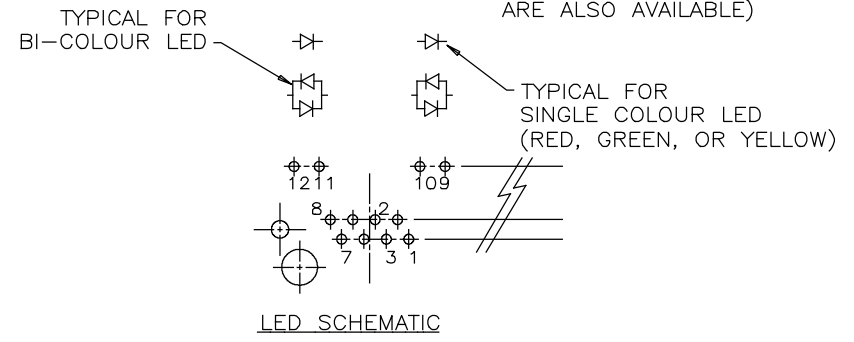
SIDE VIEW



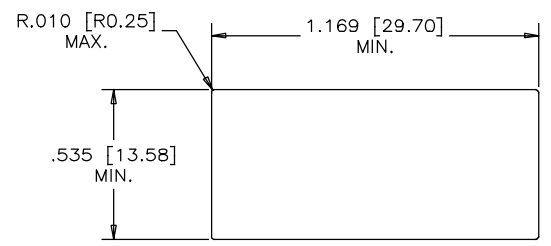
BI-COLOUR LED DETAIL
(YELLOW/GREEN, RED/YELLOW AND GREEN/ORANGE LED'S ARE ALSO AVAILABLE)



RECOMMENDED P.C.B. LAYOUT
(COMPONENT SIDE OF BOARD)



LED SCHEMATIC



RECOMMENDED PANEL CUTOUT

- MATERIALS:**
 PLASTIC HOUSING: HIGH TEMPERATURE THERMOPLASTIC
 FLAMMABILITY RATING UL 94V-0, COLOUR: BLACK

 CONTACTS: PHOSPHOR BRONZE
 PLATING: SELECTIVE GOLD PLATING ON MATING SURFACES,
 SEE AMPHENOL PART NUMBER FOR DETAIL.
 50 μ" [1.27 MICRONS] MIN. NICKEL UNDERPLATE
 100 μ" [2.54 MICRONS] MIN. MATTE TIN ON CONTACT TAILS

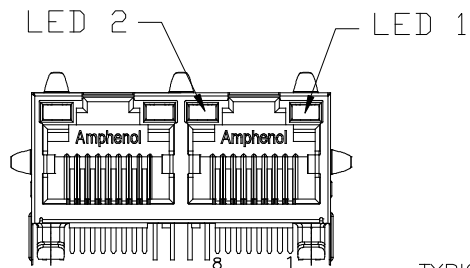
 SHIELD: STAINLESS STEEL WITH TIN DIPPED ON PCB TAILS.
- RECOMMENDED SOLDERING TEMPERATURE:**
 WAVE SOLDERING AT 260° C MAXIMUM FOR 5 SEC MAXIMUM.
- PART NUMBER:** RJE39-288-6XX0

- GOLD PLATING OPTION
 0=GOLD FLASH
 1=6u" GOLD PLATING
 2=15u" GOLD PLATING
 3=30u" GOLD PLATING
 4=50u" GOLD PLATING
- REFER TO LED OPTIONS DRAWING FOR ORDERING CODES



THIS DOCUMENT CONTAINS PROPRIETARY INFORMATION AND SUCH INFORMATION MAY NOT BE DISCLOSED TO OTHERS FOR ANY PURPOSE OR USED FOR MANUFACTURING PURPOSES WITHOUT WRITTEN PERMISSION FROM AMPHENOL CANADA CORP.

UNLESS SPECIFIED OTHERWISE	DRAWN <u>AMY.Z</u>	DATE <u>MAR17/17</u>	Amphenol Canada Corp. www.amphenolcanada.com
PRIMARY UNITS INCH	CHECKED <u>LAWRENCE.C</u>	DATE <u>MAR17/17</u>	
SECONDARY MILLIMETER	M.E. APP'D		TITLE
REFERENCE IN PARENTHESES	Q.A. APP'D		2 PORT HIGH SPEED MODULAR JACK, 8 POSITION, 8 CONTACTS, SHIELDED W/O TABS, WITH LEDs OPTION - RoHS COMPLIANT
GENERAL TOLERANCES	DWG APPR.		DWG. NO.
1 DECIMAL PLACE ±0.025	ENG. REL. NO.		P-RJE39-288-6XX0
2 DECIMAL PLACES ±0.020	REF.		REV
3 DECIMAL PLACES ±0.015	THIRD ANGLE PROJECTION	DO NOT SCALE DRAWING	C
ANGULAR DEGREES ±1.0°			CODE ID NO. 03554 DWG SIZE: c SCALE: N/A SHEET 1 OF 1



EXAMPLE:
PART NUMBER: RJE39-288-1XX0

LED COLOR CODE

TYPICAL FOR SINGLE



REVISIONS			
REV	DESCRIPTION, ECN, EAR NO.	DATE	APP'D
A	PROPOSAL	SEP07/15	L.CHAN
B	UPDATE PART NUMBER	MAR13/17	L.CHAN
C	ADD OPTION	MAR23/17	L.CHAN

LED SPECIFICATIONS:

FORWARD VOLTAGE: 2.1 VOLTS TYP.
REVERSE VOLTAGE: 5.0 VOLTS MIN.
LUMINOUS INTENSITY: 0.5 mCd MIN.
(AT If=2mA)
STORAGE TEMPERATURE: -40° TO 85° C
LEAD SOLDERING TEMPERATURE: 260° C
(5 SEC, 1/16" FROM CASE)
PLATING ON TAILS: TIN OR TIN/COPPER ALLOY OVER SILVER

PRIMARY COLOR FOR BI-COLOR
LEDS IN STANDARD ANODE/
CATHODE CONFIGURATION IS:
RED-GREEN= RED
RED-YELLOW= RED
GREEN-YELLOW= GREEN
GREEN-ORANGE= GREEN

LEGEND

BiC=BI-COLOR LED
LOWC=LOW CURRENT LED
YE=YELLOW
GR=GREEN
RD=RED
OR=ORANGE

NOTE:

THE TWO DIGITS PRECEDING THE
ADDITIONAL LED CODE MUST BE
USED IN THE PART NUMBER, WHEN
ORDERING ANY OF THE ADDITIONAL
LED OPTIONS.

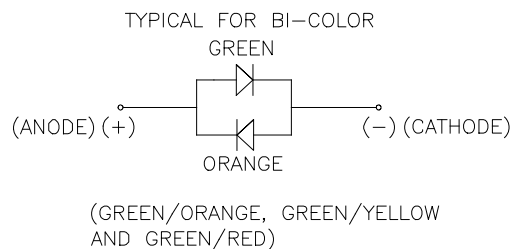
CODE	LED 2 (LEFT)	LED 1 (RIGHT)	CODE	LED 2 (LEFT)	LED 1 (RIGHT)	CODE	LED 2 (LEFT)	LED 1 (RIGHT)
0	BLOCKED	BLOCKED	9	GREEN	BLOCKED	J	BiC RD/GR	YELLOW
1	YELLOW	GREEN	A	BiC GR/YE	BiC GR/YE	K	YELLOW	BiC GR/OR
2	BLOCKED	GREEN	B	BiC RD/GR	BiC RD/GR	L	BiC GR/YE	RED
3	YELLOW	BLOCKED	C	BiC RD/GR	BiC GR/YE	M	RED	YELLOW
4	GREEN	YELLOW	D	GREEN	BiC GR/YE	N	BiC GR/RD	BiC GR/YE
5	GREEN	GREEN	E	YELLOW	BiC GR/YE	P	GREEN	BiC RD/GR
6	YELLOW	YELLOW	F	BiC GR/YE	YELLOW	R	BiC GR/OR	GREEN
7	RED	GREEN	G	BiC GR/OR	BiC GR/OR	T	RED	RED
8	GREEN	RED	H	BiC GR/YE	GREEN	V	BiC RD/GR	GREEN
			W	ADDITIONAL	OPTIONS			

EXAMPLE OF ADDITIONAL LED OPTIONS:

PART NUMBER RJE39-288-1XW0-0X

ONLY USED FOR "W" OPTIONS USED IN FIRST LED CODE
ADDITIONAL LED COLOR CODE
DENOTES ADDITIONAL LED OPTIONS TO BE USED

CODE	LED 2 (LEFT)	LED 1 (RIGHT)	CODE	LED 2 (LEFT)	LED 1 (RIGHT)	CODE	LED 2 (LEFT)	LED 1 (RIGHT)
0	DO NOT USE		5	BLOCKED	YELLOW	E	GREEN	ORANGE
1	RED	BLOCKED	6	RED	BiC RD/GR	A	LOWC YE	LOWC YE
2	BiC GR/OR	YELLOW	7	BLOCKED	BiC RD/GR	B	LOWC YE	LOWC GR
3	YELLOW	RED	8	BiC RD/GR	BLOCKED	C	LOWC GR	LOWC YE
4	BLOCKED	RED	9	BiC GR/YE	BLOCKED	D	LOWC GR	LOWC GR
			M	RED	YELLOW			
			N	GREEN	BiC GR/OR			
			E	GREEN	ORANGE			
			F	ORANGE	GREEN			
			P	BiC RE/YE	GREEN			
			R	BiC RD/YE	BiC RD/YE			
			T	BiC GR/YE	BiC RE/GR			
			G	GREEN	BiC OR/GR			
			H	BLUE	RED			



UNLESS SPECIFIED OTHERWISE	DRAWN Amy.Z	DATE SEP07/15	Amphenol Canada Corp. www.amphenolcanada.com
PRIMARY UNITS MILLIMETER	CHECKED Lawrence.C	SEP07/15	
SECONDARY INCH	M.E. APP'D		TITLE
REFERENCE IN PARENTHESES	Q.A. APP'D		LED OPTIONS FOR RJE39
GENERAL TOLERANCES	DWG APPR.		
1 DECIMAL PLACE ±0.45	ENG. REL. NO.		DWG. NO. P-RJE39-LEDs
2 DECIMAL PLACES ±0.30	REF.		REV C
3 DECIMAL PLACES ±0.15	THIRD ANGLE PROJECTION	DO NOT SCALE DRAWING	
ANGULAR DEGREES ±1.0°			CODE ID NO. 03554 DWG SIZE: c SCALE: N/A SHEET 1 OF 1