

# KW CELNM2.TK

## OSLON® Compact PL

Compact light source with isolated thermal pad for improved heat dissipation and small z-tolerance ( $\pm 35 \mu\text{m}$ ).

The OSLON Compact PL product family meets both excellent brightness in combination with outstanding luminance.



## Applications

- Headlamps, LED & Laser & Night Vision

## Features:

- Package: Ceramic package
- Chip technology: UX:3
- Typ. Radiation:  $120^\circ$  (Lambertian emitter)
- Color:  $C_x = 0.325$ ,  $C_y = 0.345$  acc. to CIE 1931 (● white)
- Corrosion Robustness Class: 3A
- Qualifications: AEC-Q102 Qualified
- ESD: 8 kV acc. to ANSI/ESDA/JEDEC JS-001 (HBM, Class 3B)
- Color over angle: Better than passus 3.7.2.1 of supplement proposal 7 to ECE reg. 128

---

## Ordering Information

| Type                          | Luminous Flux <sup>1)</sup><br>$I_F = 1000 \text{ mA}$<br>$\Phi_V$ | Ordering Code |
|-------------------------------|--------------------------------------------------------------------|---------------|
| KW CELNM2.TK-S2S8-4L07M0-2686 | 355 ... 510 lm                                                     | Q65112A8915   |

---

## Maximum Ratings

| Parameter                                                                      | Symbol    |      | Values  |
|--------------------------------------------------------------------------------|-----------|------|---------|
| Operating Temperature <sup>2)</sup>                                            | $T_{op}$  | min. | -40 °C  |
|                                                                                |           | max. | 135 °C  |
| Storage Temperature                                                            | $T_{stg}$ | min. | -40 °C  |
|                                                                                |           | max. | 135 °C  |
| Junction Temperature                                                           | $T_j$     | max. | 150 °C  |
| Junction Temperature for short time applications*                              | $T_j$     | max. | 175 °C  |
| Forward current<br>$T_s = 25\text{ °C}$                                        | $I_F$     | min. | 50 mA   |
|                                                                                |           | max. | 1500 mA |
| Surge current<br>$t \leq 10\ \mu\text{s}$ ; $D = 0.005$ ; $T_s = 25\text{ °C}$ | $I_{FS}$  | max. | 3000 mA |
| ESD withstand voltage<br>acc. to ANSI/ESDA/JEDEC JS-001 (HBM, Class 3B)        | $V_{ESD}$ |      | 8 kV    |
| Reverse current <sup>3)</sup>                                                  | $I_R$     | max. | 200 mA  |

\* The median lifetime (L70/B50) for  $T_j = 175\text{ °C}$  is 100h.

## Characteristics

$I_F = 1000 \text{ mA}$ ;  $T_S = 25 \text{ °C}$

| Parameter                                                                                            | Symbol                  |      | Values    |
|------------------------------------------------------------------------------------------------------|-------------------------|------|-----------|
| Chromaticity Coordinate <sup>4)</sup>                                                                | $C_x$                   | typ. | 0.325     |
|                                                                                                      | $C_y$                   | typ. | 0.345     |
| Viewing angle at 50% $I_V$                                                                           | $2\phi$                 | typ. | 120 °     |
| Forward Voltage <sup>5)</sup><br>$I_F = 1000 \text{ mA}$                                             | $V_F$                   | min. | 2.80 V    |
|                                                                                                      |                         | typ. | 3.15 V    |
|                                                                                                      |                         | max. | 3.40 V    |
| Reverse voltage (ESD device)                                                                         | $V_{R\text{ESD}}$       | min. | 45 V      |
| Reverse voltage <sup>3)</sup><br>$I_R = 20 \text{ mA}$                                               | $V_R$                   | max. | 1.2 V     |
|                                                                                                      |                         |      |           |
| Real thermal resistance junction/solderpoint <sup>6)</sup>                                           | $R_{\text{thJS real}}$  | typ. | 4.6 K / W |
|                                                                                                      |                         | max. | 5.6 K / W |
| Electrical thermal resistance junction/solderpoint <sup>6)</sup><br>with efficiency $\eta_e = 38 \%$ | $R_{\text{thJS elec.}}$ | typ. | 2.9 K / W |
|                                                                                                      |                         | max. | 3.5 K / W |

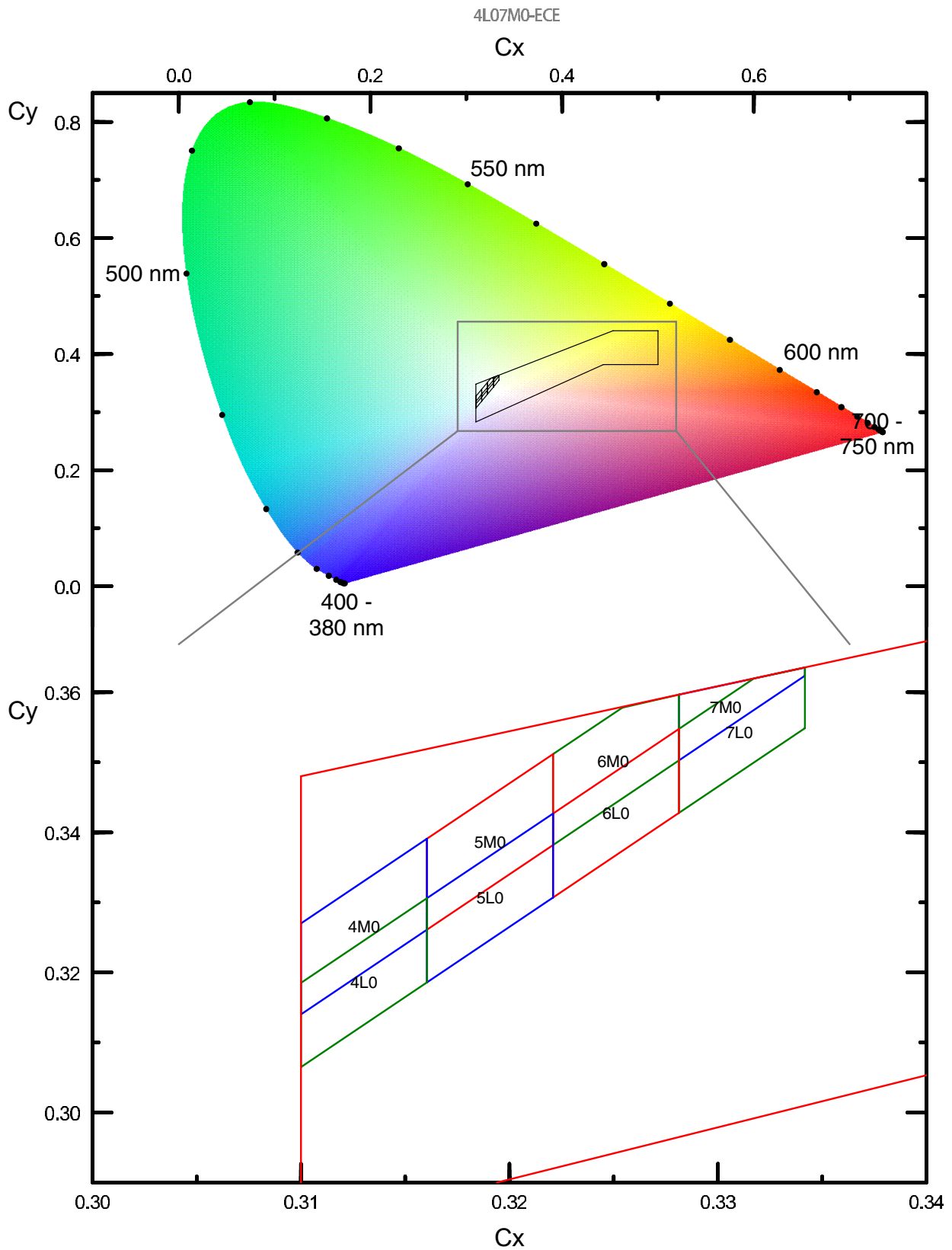
## Brightness Groups

| Group | Luminous Flux <sup>1)</sup><br>$I_F = 1000 \text{ mA}$<br>min.<br>$\Phi_V$ | Luminous Flux <sup>1)</sup><br>$I_F = 1000 \text{ mA}$<br>max.<br>$\Phi_V$ |
|-------|----------------------------------------------------------------------------|----------------------------------------------------------------------------|
| S2    | 355 lm                                                                     | 375 lm                                                                     |
| S3    | 375 lm                                                                     | 395 lm                                                                     |
| S4    | 395 lm                                                                     | 415 lm                                                                     |
| S5    | 415 lm                                                                     | 435 lm                                                                     |
| S6    | 435 lm                                                                     | 460 lm                                                                     |
| S7    | 460 lm                                                                     | 485 lm                                                                     |
| S8    | 485 lm                                                                     | 510 lm                                                                     |

## Forward Voltage Groups

| Group | Forward Voltage <sup>5)</sup><br>$I_F = 1000 \text{ mA}$<br>min.<br>$V_F$ | Forward Voltage <sup>5)</sup><br>$I_F = 1000 \text{ mA}$<br>max.<br>$V_F$ |
|-------|---------------------------------------------------------------------------|---------------------------------------------------------------------------|
| 26    | 2.80 V                                                                    | 3.10 V                                                                    |
| 86    | 3.10 V                                                                    | 3.40 V                                                                    |

## Chromaticity Coordinate Groups



## Chromaticity Coordinate Groups <sup>4)</sup>

| Group | Cx     | Cy     | Group  | Cx     | Cy     | Group | Cx     | Cy     |
|-------|--------|--------|--------|--------|--------|-------|--------|--------|
| 4L0   | 0.3100 | 0.3065 | 5M0    | 0.3160 | 0.3261 | 7L0   | 0.3281 | 0.3428 |
|       | 0.3100 | 0.3185 |        | 0.3160 | 0.3391 |       | 0.3281 | 0.3548 |
|       | 0.3160 | 0.3306 |        | 0.3221 | 0.3512 |       | 0.3317 | 0.3620 |
|       | 0.3160 | 0.3186 |        | 0.3221 | 0.3382 |       | 0.3342 | 0.3635 |
| 4M0   | 0.3100 | 0.3140 | 6L0    | 0.3221 | 0.3307 | 7M0   | 0.3281 | 0.3503 |
|       | 0.3100 | 0.3270 |        | 0.3221 | 0.3427 |       | 0.3281 | 0.3597 |
|       | 0.3160 | 0.3391 |        | 0.3281 | 0.3548 |       | 0.3342 | 0.3635 |
|       | 0.3160 | 0.3261 |        | 0.3281 | 0.3428 |       | 0.3342 | 0.3624 |
| 5L0   | 0.3160 | 0.3186 | 6M0    | 0.3221 | 0.3382 |       |        |        |
|       | 0.3160 | 0.3306 |        | 0.3221 | 0.3512 |       |        |        |
|       | 0.3221 | 0.3427 |        | 0.3254 | 0.3578 |       |        |        |
|       | 0.3221 | 0.3307 |        | 0.3281 | 0.3597 |       |        |        |
|       |        |        | 0.3281 | 0.3503 |        |       |        |        |

---

## Group Name on Label

**Example: S2-4L0-26**

Brightness

Color Chromaticity

Forward Voltage

---

S2

4L0

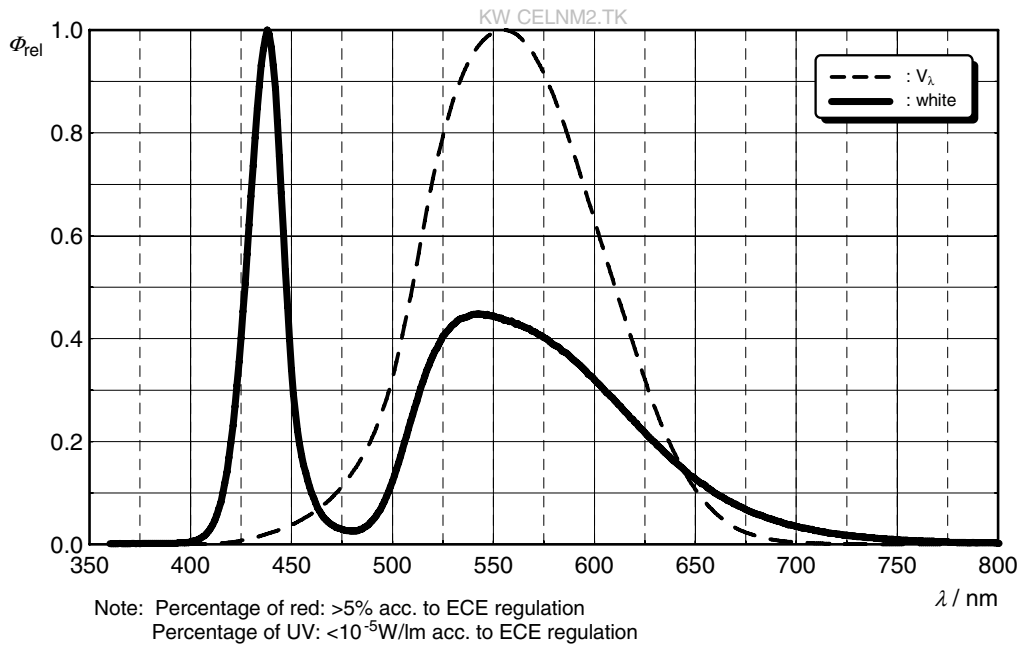
26

---



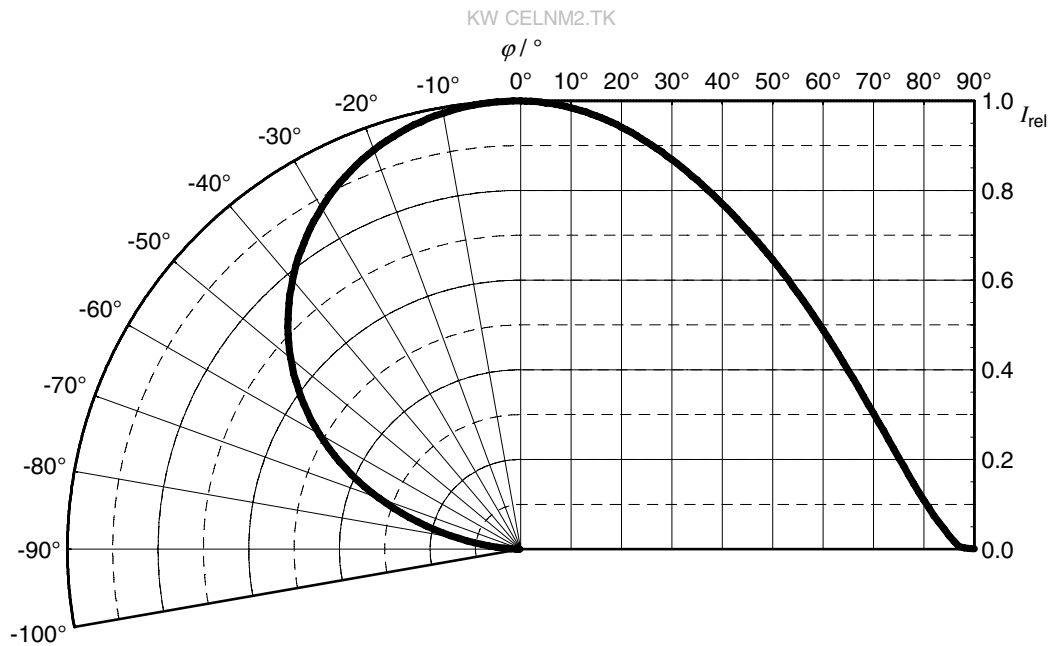
### Relative Spectral Emission <sup>7)</sup>

$\Phi_{rel} = f(\lambda); I_F = 1000 \text{ mA}; T_J = 25 \text{ }^\circ\text{C}$



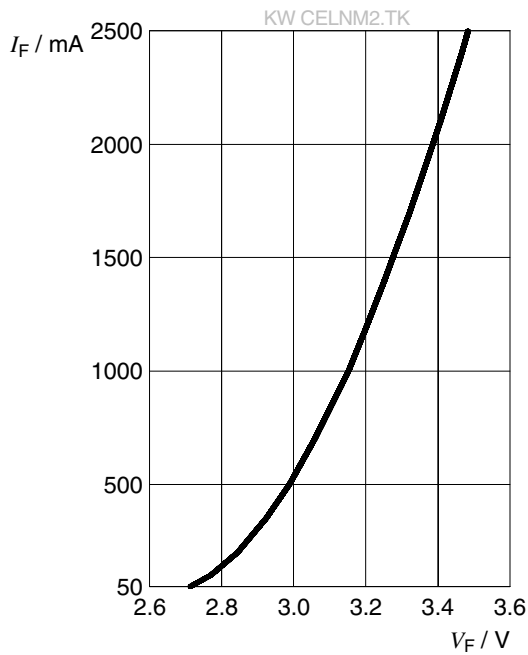
### Radiation Characteristics <sup>7)</sup>

$I_{rel} = f(\phi); T_J = 25 \text{ }^\circ\text{C}$



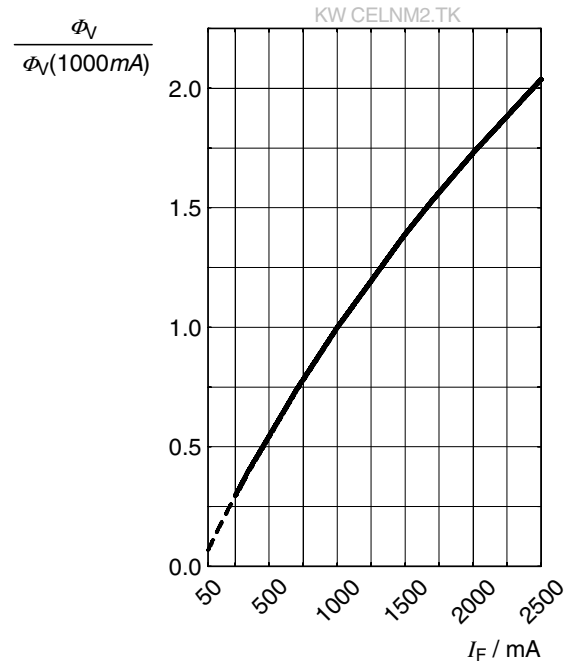
### Forward current <sup>7)</sup>

$$I_F = f(V_F); T_J = 25 \text{ }^\circ\text{C}$$



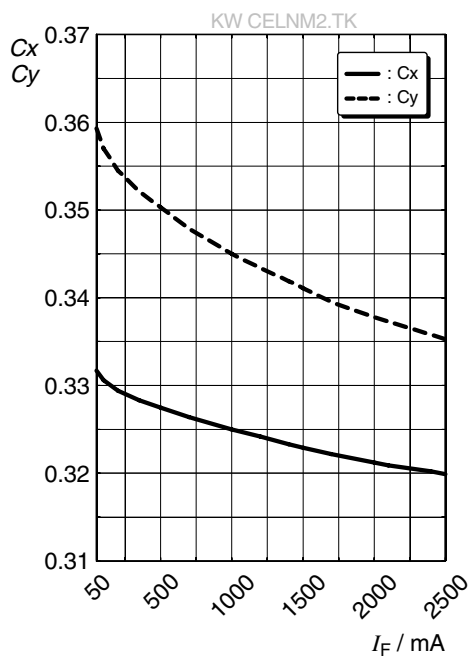
### Relative Luminous Flux <sup>7), 8)</sup>

$$\Phi_V / \Phi_V(1000 \text{ mA}) = f(I_F); T_J = 25 \text{ }^\circ\text{C}$$



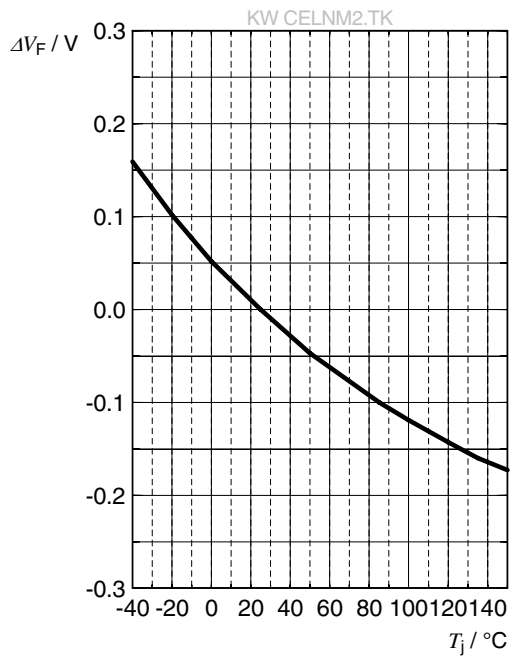
### Chromaticity Coordinate Shift <sup>7)</sup>

$$C_x, C_y = f(I_F); T_J = 25 \text{ }^\circ\text{C}$$



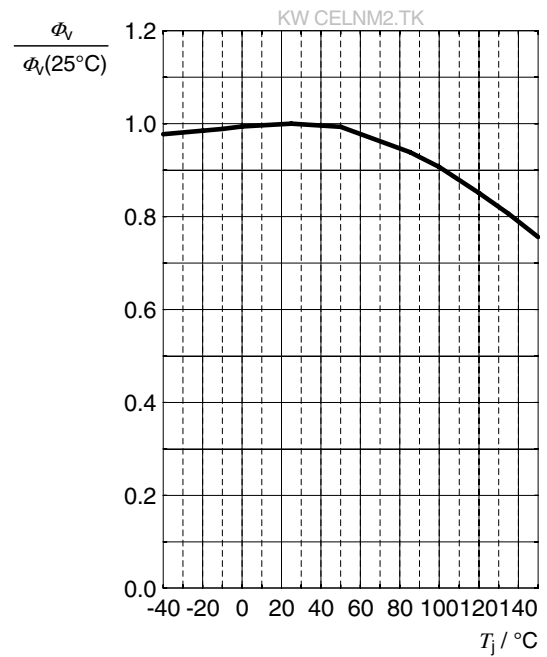
### Forward Voltage <sup>7)</sup>

$$\Delta V_F = V_F - V_F(25\text{ }^\circ\text{C}) = f(T_j); I_F = 1000\text{ mA}$$



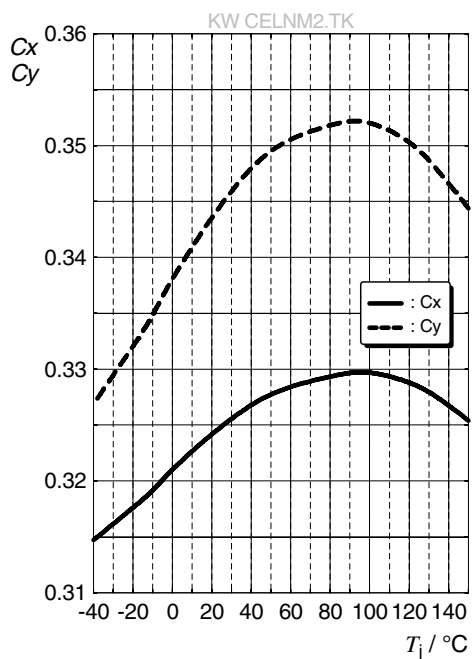
### Relative Luminous Flux <sup>7)</sup>

$$\Phi_v / \Phi_v(25\text{ }^\circ\text{C}) = f(T_j); I_F = 1000\text{ mA}$$



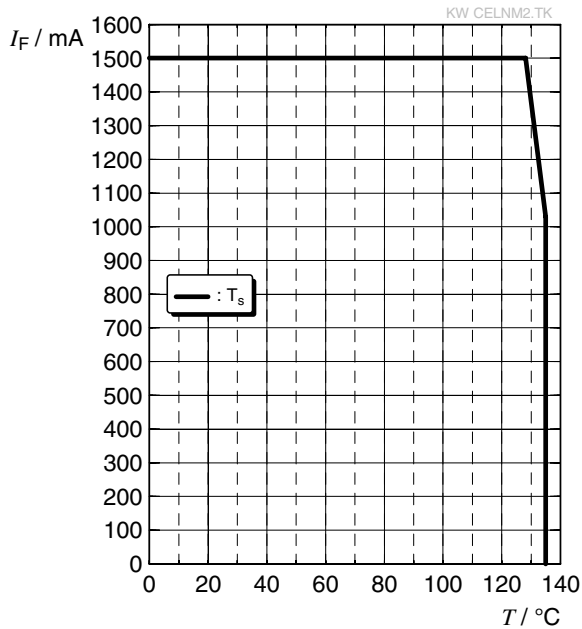
### Chromaticity Coordinate Shift <sup>7)</sup>

$$C_x, C_y = f(T_j); I_F = 1000\text{ mA}$$



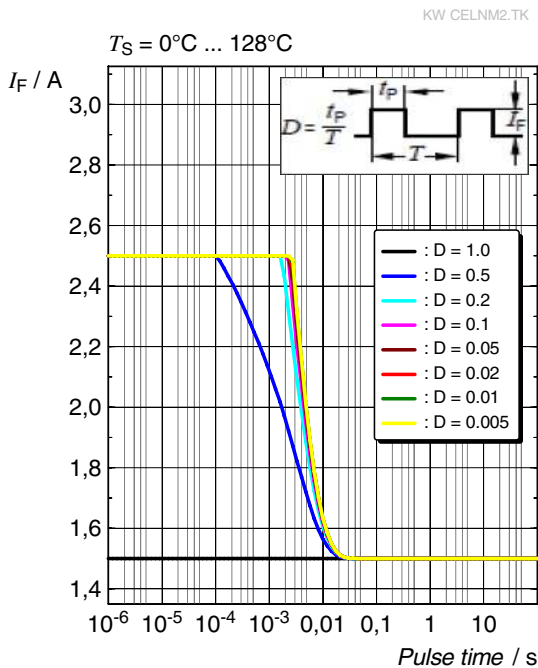
### Max. Permissible Forward Current

$I_F = f(T)$



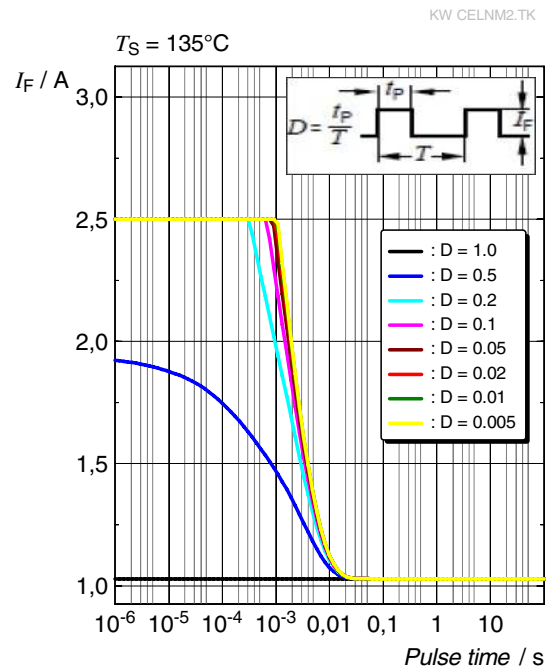
### Permissible Pulse Handling Capability

$I_F = f(t_p)$ ; D: Duty cycle



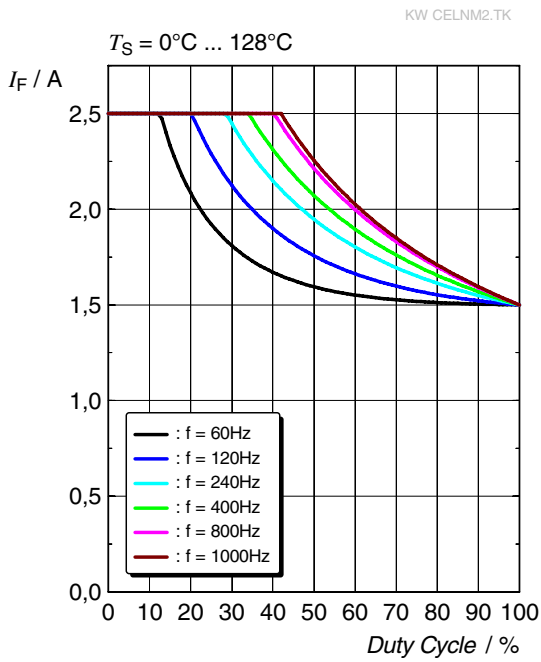
### Permissible Pulse Handling Capability

$I_F = f(t_p)$ ; D: Duty cycle



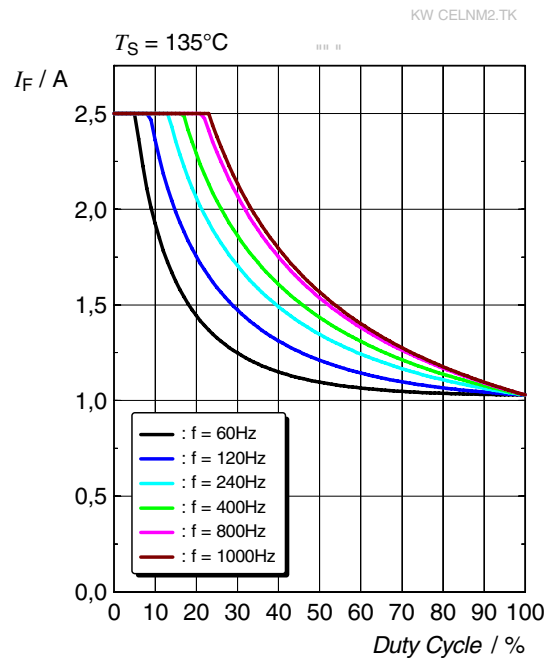
### Permissible F. Handling Capability

f: Frequency

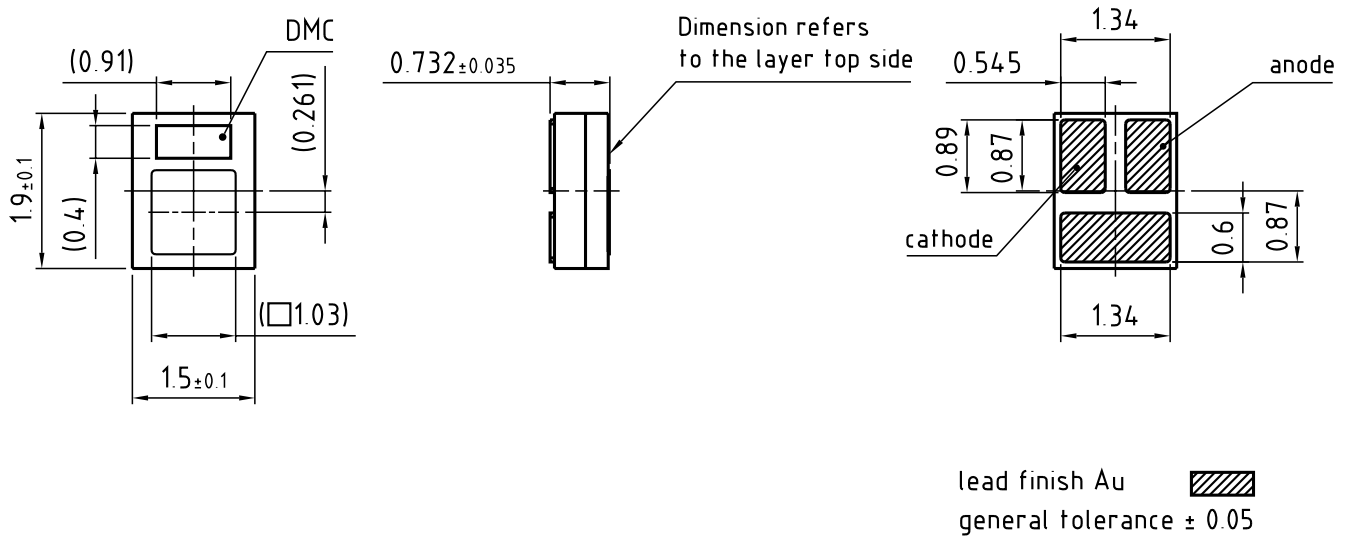


### Permissible F. Handling Capability

f: Frequency



## Dimensional Drawing <sup>9)</sup>



C63062-A4396-A1-02

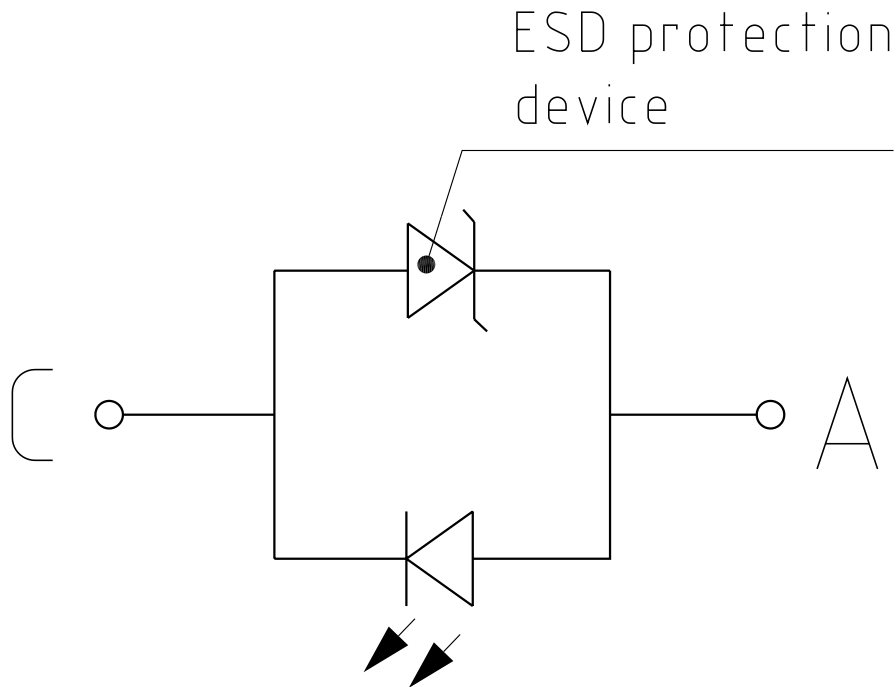
## Further Information:

**Approximate Weight:** 7.8 mg

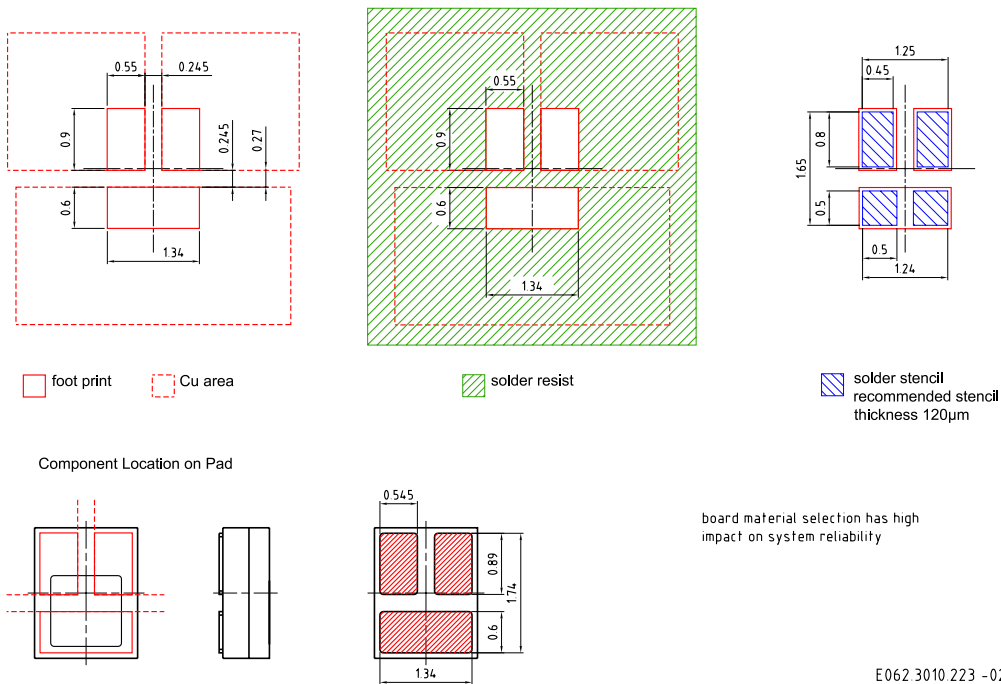
**Corrosion test:** Class: 3A  
 Test condition:  $40^{\circ}\text{C}$  / 90 % RH / 15 ppm  $\text{H}_2\text{S}$  / 14 days (stricter than IEC 60068-2-43)

**ESD advice:** The device is protected by ESD device which is connected in parallel to the Chip.

## Electrical Internal Circuit



## Recommended Solder Pad <sup>9)</sup>

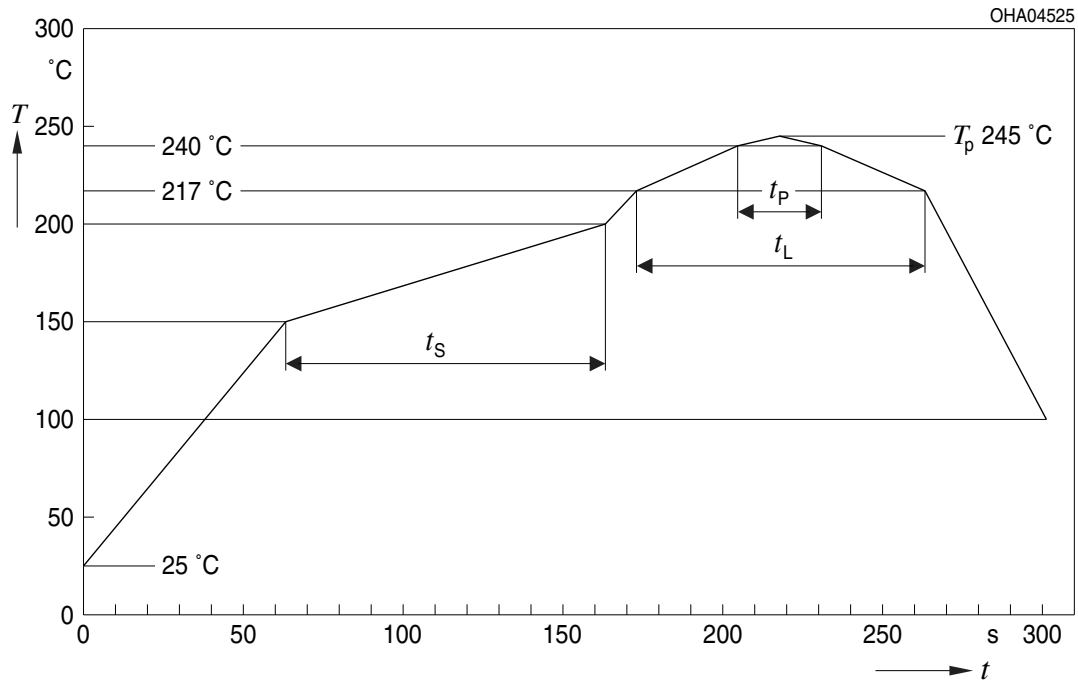


E062 3010 223 -02

For superior solder joint connectivity results we recommend soldering under standard nitrogen atmosphere. Package not suitable for ultra sonic cleaning. To ensure a high solder joint reliability and to minimize the risk of solder joint cracks, the customer is responsible to evaluate the combination of PCB board and solder paste material for his application.

## Reflow Soldering Profile

Product complies to MSL Level 2 acc. to JEDEC J-STD-020E



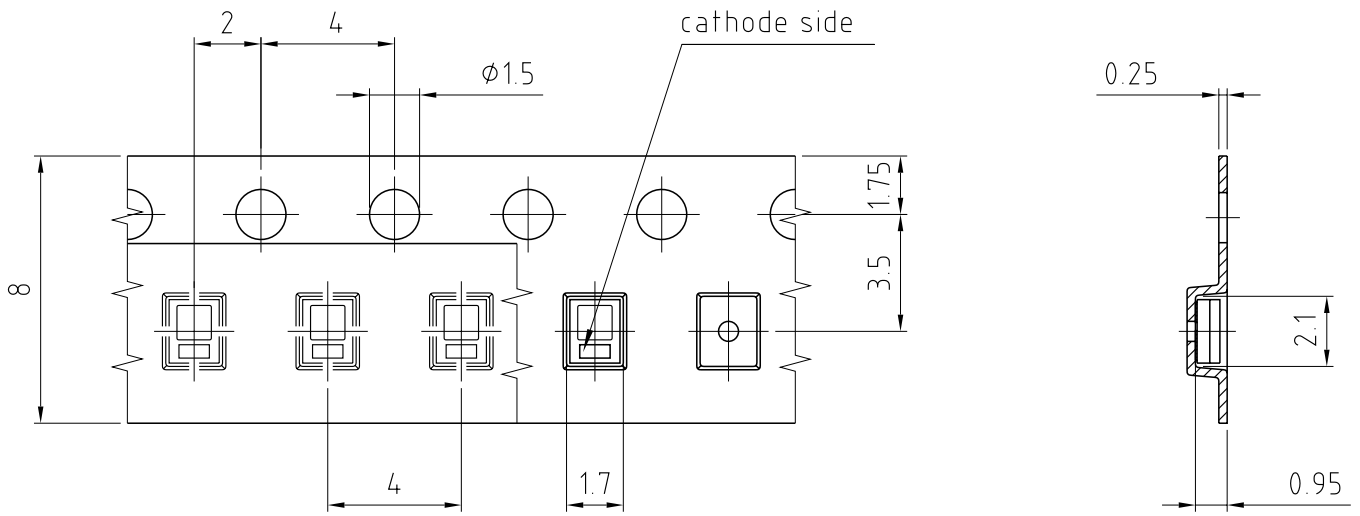
| Profile Feature                                                | Symbol | Pb-Free (SnAgCu) Assembly |                |         | Unit |
|----------------------------------------------------------------|--------|---------------------------|----------------|---------|------|
|                                                                |        | Minimum                   | Recommendation | Maximum |      |
| Ramp-up rate to preheat <sup>*)</sup><br>25 °C to 150 °C       |        |                           | 2              | 3       | K/s  |
| Time $t_s$<br>$T_{Smin}$ to $T_{Smax}$                         | $t_s$  | 60                        | 100            | 120     | s    |
| Ramp-up rate to peak <sup>*)</sup><br>$T_{Smax}$ to $T_p$      |        |                           | 2              | 3       | K/s  |
| Liquidus temperature                                           | $T_L$  |                           | 217            |         | °C   |
| Time above liquidus temperature                                | $t_L$  |                           | 80             | 100     | s    |
| Peak temperature                                               | $T_p$  |                           | 245            | 260     | °C   |
| Time within 5 °C of the specified peak temperature $T_p - 5$ K | $t_p$  | 10                        | 20             | 30      | s    |
| Ramp-down rate*<br>$T_p$ to 100 °C                             |        |                           | 3              | 6       | K/s  |
| Time<br>25 °C to $T_p$                                         |        |                           |                | 480     | s    |

All temperatures refer to the center of the package, measured on the top of the component

\* slope calculation  $DT/Dt$ :  $Dt$  max. 5 s; fulfillment for the whole T-range

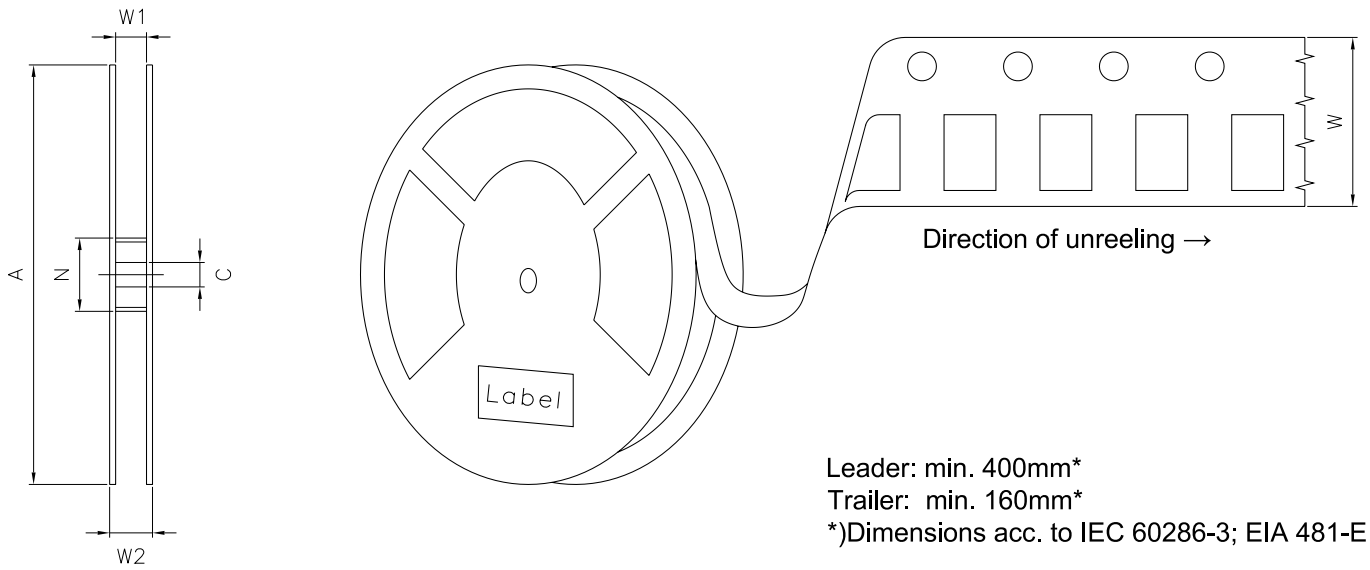


**Taping** <sup>9)</sup>



C63062-A4396-B9-02

**Tape and Reel** <sup>10)</sup>



**Reel Dimensions**

| A      | W                    | $N_{min}$ | $W_1$        | $W_{2max}$ | Pieces per PU |
|--------|----------------------|-----------|--------------|------------|---------------|
| 180 mm | $8 + 0.3 / - 0.1$ mm | 60 mm     | $8.4 + 2$ mm | 14.4 mm    | 4000          |

### Barcode-Product-Label (BPL)

**OSRAM Opto Semiconductors** LX XXXX BIN1: XX-XX-X-XXX-X

RoHS Compliant


(6P) BATCH NO: 1234567890

(1T) LOT NO: 1234567890 (9D) D/C: 1234

(X) PROD NO: 123456789 (Q) QTY: 9999 (G) GROUP: XX-XX-X-X

ML Temp ST  
X XXX °C X

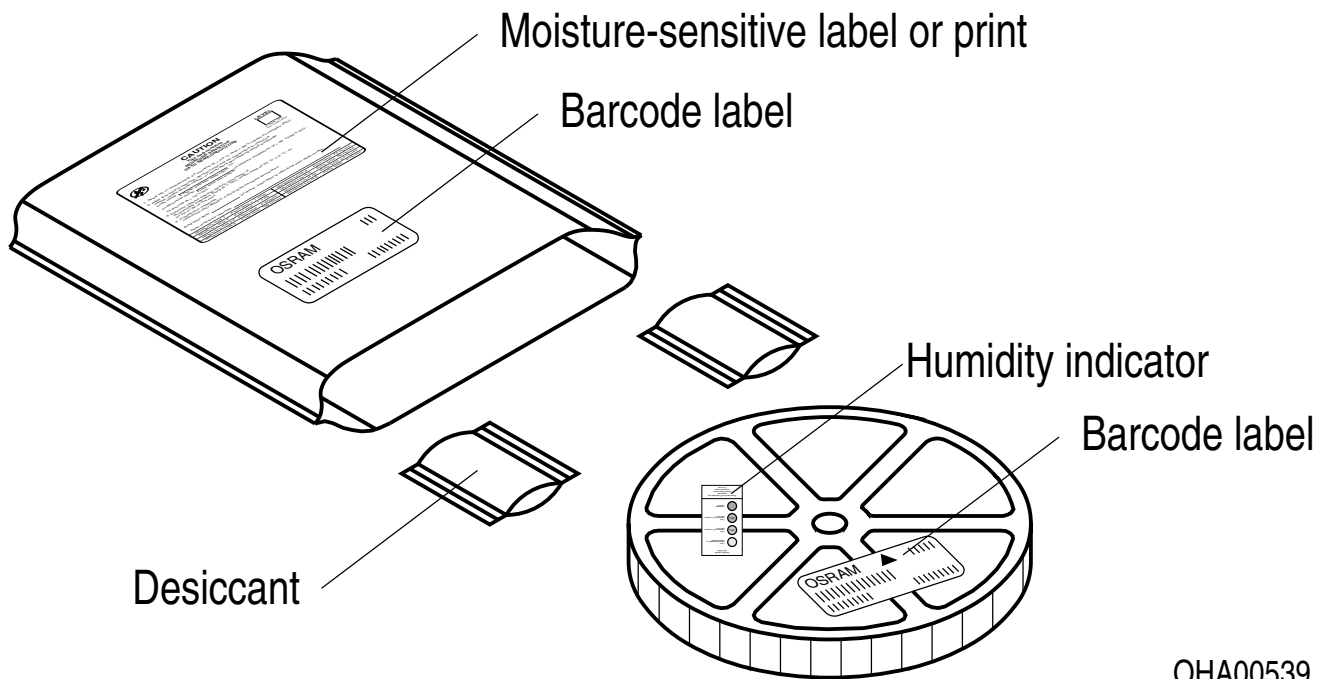
Pack: RXX  
DEMY XXX  
X\_X123\_1234.1234 X



The diagram shows a rectangular label with rounded corners. It contains the OSRAM logo and company name at the top left. To the right are fields for 'LX XXXX' and 'BIN1: XX-XX-X-XXX-X'. Below the logo is the text 'RoHS Compliant'. The label features three horizontal barcode sections. The first is labeled '(6P) BATCH NO: 1234567890'. The second is labeled '(1T) LOT NO: 1234567890' and '(9D) D/C: 1234'. The third is labeled '(X) PROD NO: 123456789 (Q) QTY: 9999 (G) GROUP: XX-XX-X-X'. To the right of the second barcode is a circular icon with a crossed-out rain cloud and the text 'ML Temp ST X XXX °C X'. Below this is a square QR code. At the bottom right of the label area is the text 'Pack: RXX', 'DEMY XXX', and 'X\_X123\_1234.1234 X'. A large 'EXAMPLE' watermark is overlaid diagonally across the label.

OHA04563

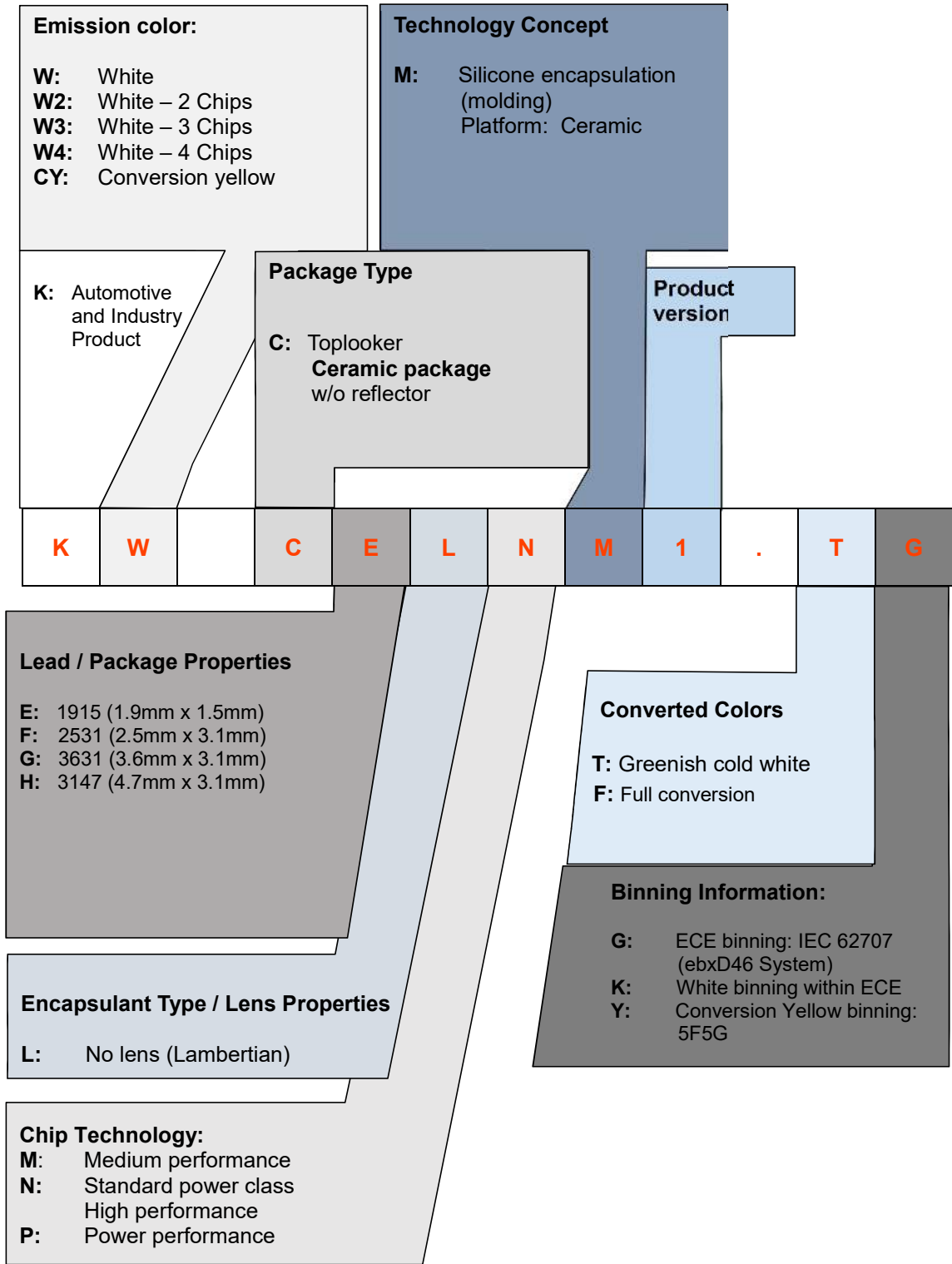
### Dry Packing Process and Materials <sup>9)</sup>



OHA00539

Moisture-sensitive product is packed in a dry bag containing desiccant and a humidity card according JEDEC-STD-033.

**Type Designation System – OSLON Compact PL**



## Notes

The evaluation of eye safety occurs according to the standard IEC 62471:2006 (photo biological safety of lamps and lamp systems). Within the risk grouping system of this IEC standard, the device specified in this data sheet fall into the class **moderate risk (exposure time 0.25 s)**. Under real circumstances (for exposure time, conditions of the eye pupils, observation distance), it is assumed that no endangerment to the eye exists from these devices. As a matter of principle, however, it should be mentioned that intense light sources have a high secondary exposure potential due to their blinding effect. When looking at bright light sources (e.g. headlights), temporary reduction in visual acuity and afterimages can occur, leading to irritation, annoyance, visual impairment, and even accidents, depending on the situation.

Subcomponents of this device contain, in addition to other substances, metal filled materials. Metal filled materials can be affected by environments that contain traces of aggressive substances. Therefore, we recommend that customers avoid device exposure to aggressive substances during storage, production, and use.

For further application related information please visit [www.osram-os.com/appnotes](http://www.osram-os.com/appnotes)

## Disclaimer

### **Attention please!**

The information describes the type of component and shall not be considered as assured characteristics. Terms of delivery and rights to change design reserved. Due to technical requirements components may contain dangerous substances.

For information on the types in question please contact our Sales Organization.

If printed or downloaded, please find the latest version on the OSRAM OS website.

### **Packing**

Please use the recycling operators known to you. We can also help you – get in touch with your nearest sales office. By agreement we will take packing material back, if it is sorted. You must bear the costs of transport. For packing material that is returned to us unsorted or which we are not obliged to accept, we shall have to invoice you for any costs incurred.

### **Product and functional safety devices/applications or medical devices/applications**

OSRAM OS components are not developed, constructed or tested for the application as safety relevant component or for the application in medical devices.

OSRAM OS products are not qualified at module and system level for such application.

In case buyer – or customer supplied by buyer – considers using OSRAM OS components in product safety devices/applications or medical devices/applications, buyer and/or customer has to inform the local sales partner of OSRAM OS immediately and OSRAM OS and buyer and /or customer will analyze and coordinate the customer-specific request between OSRAM OS and buyer and/or customer.

---

## Glossary

- 1) **Brightness:** Brightness values are measured during a current pulse of typically 1 ms, with an internal reproducibility of  $\pm 8\%$  and an expanded uncertainty of  $\pm 11\%$  (acc. to GUM with a coverage factor of  $k = 3$ ).
- 2) **Operating Temperature:** The Operating Temperature  $T_{op}$  is referenced to the Solderpoint  $T_s$  of this device. Proper current derating must be observed to maintain junction temperature below the maximum.
- 3) **Reverse Operation:** This product is intended to be operated applying a forward current within the specified range. Applying any continuous reverse bias or forward bias below the voltage range of light emission shall be avoided because it may cause migration which can change the electro-optical characteristics or damage the LED.
- 4) **Chromaticity coordinate groups:** Chromaticity coordinates are measured during a current pulse of typically 1 ms, with an internal reproducibility of  $\pm 0.005$  and an expanded uncertainty of  $\pm 0.01$  (acc. to GUM with a coverage factor of  $k = 3$ ).
- 5) **Forward Voltage:** The forward voltage is measured during a current pulse of typically 1 ms, with an internal reproducibility of  $\pm 0.05\text{ V}$  and an expanded uncertainty of  $\pm 0.1\text{ V}$  (acc. to GUM with a coverage factor of  $k = 3$ ).
- 6) **Thermal Resistance:**  $R_{th\ max}$  is based on statistic values ( $6\sigma$ ).
- 7) **Typical Values:** Due to the special conditions of the manufacturing processes of semiconductor devices, the typical data or calculated correlations of technical parameters can only reflect statistical figures. These do not necessarily correspond to the actual parameters of each single product, which could differ from the typical data and calculated correlations or the typical characteristic line. If requested, e.g. because of technical improvements, these typ. data will be changed without any further notice.
- 8) **Characteristic curve:** In the range where the line of the graph is broken, you must expect higher differences between single devices within one packing unit.
- 9) **Tolerance of Measure:** Unless otherwise noted in drawing, tolerances are specified with  $\pm 0.1$  and dimensions are specified in mm.
- 10) **Tape and Reel:** All dimensions and tolerances are specified acc. IEC 60286-3 and specified in mm.

---

## Revision History

| Version | Date       | Change                                                          |
|---------|------------|-----------------------------------------------------------------|
| 1.0     | 2020-06-25 | Initial Version                                                 |
| 1.1     | 2021-02-24 | Electro - Optical Characteristics (Diagrams)                    |
| 1.2     | 2021-09-01 | Characteristics<br>Electro - Optical Characteristics (Diagrams) |

---



Published by OSRAM Opto Semiconductors GmbH EU RoHS and China RoHS compliant product  
Leibnizstraße 4, D-93055 Regensburg  
www.osram-os.com © All Rights Reserved.



此产品符合欧盟 RoHS 指令的要求；  
按照中国的相关法规和标准，不含有毒有害物质或元素。