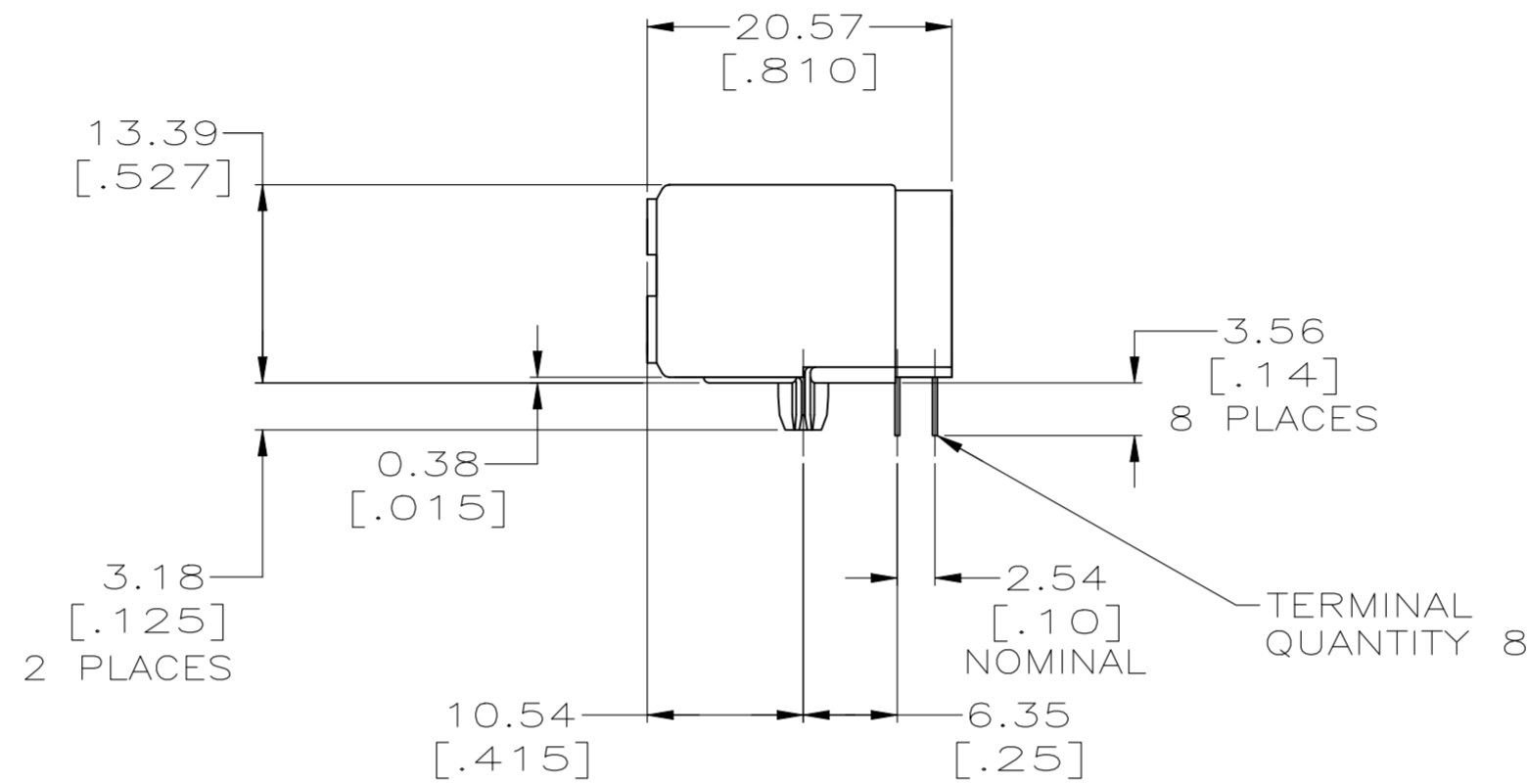
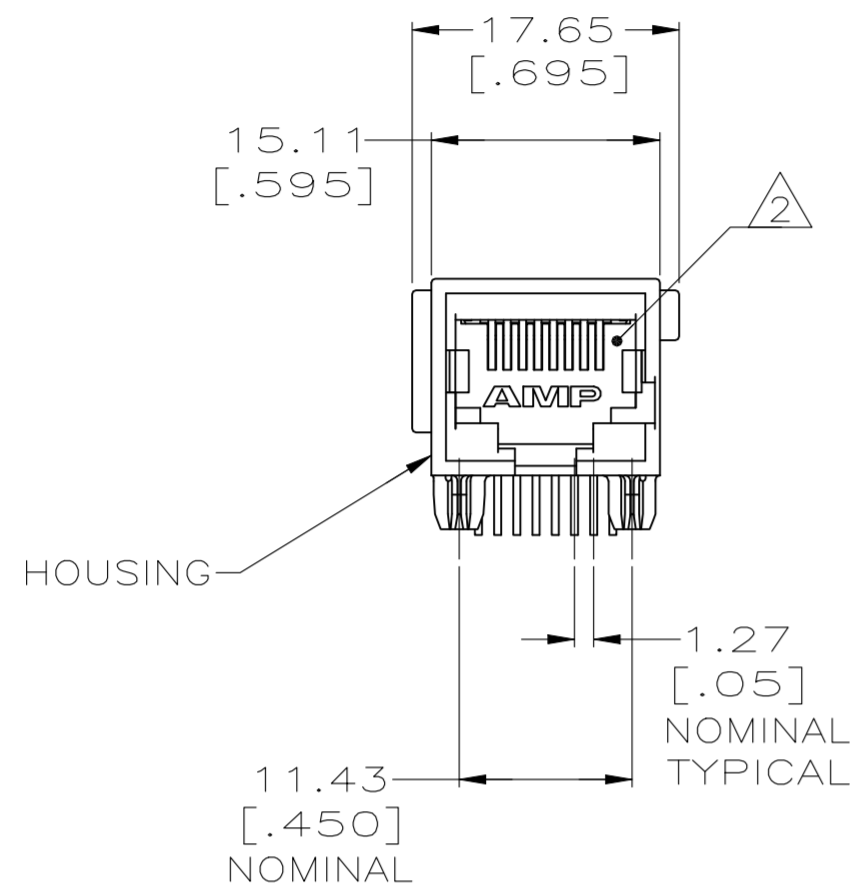
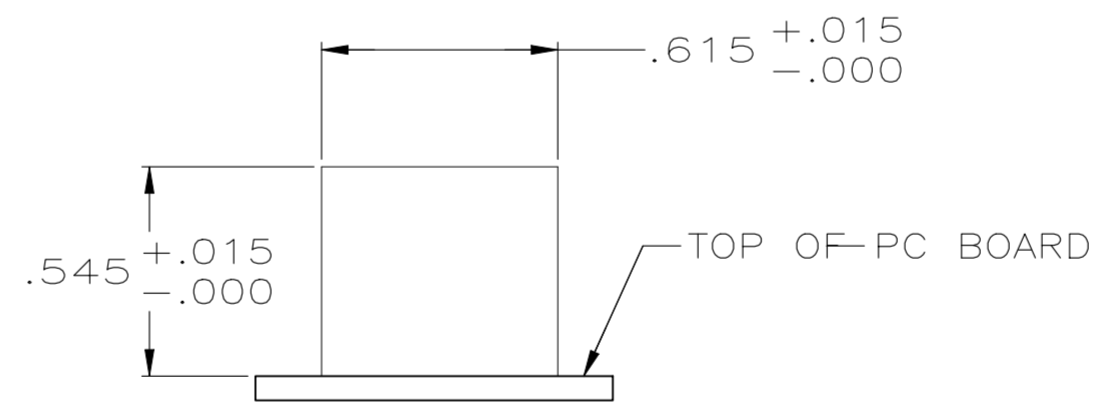
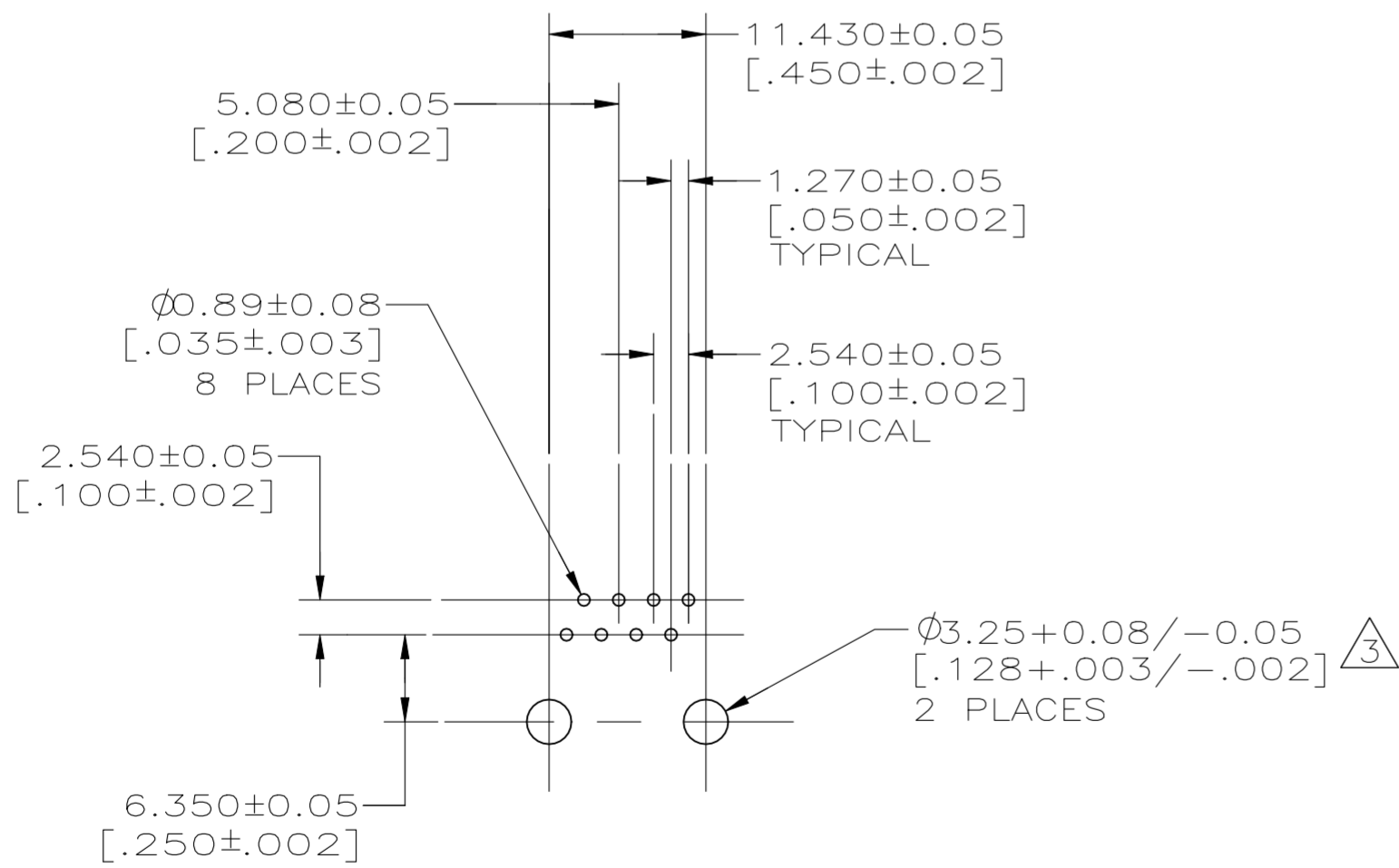


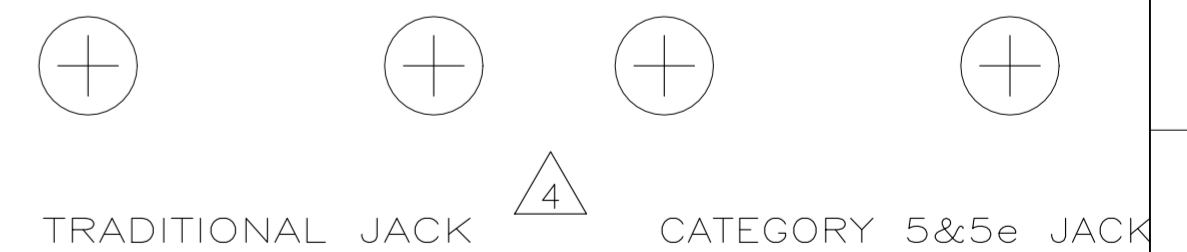
REVISIONS					
P	LTR	DESCRIPTION	DATE	DWN	APVD
A4		ECR-19-014657	13SEP2020	RR	SZ



- ① MATERIAL: HOUSING - NYLON, BLACK, UL 94V-0. TERMINALS - 0.33[.013] THICK PHOS BRONZE PLATED WITH 1.27 μ m[.000050] MINIMUM THICK HARD GOLD IN LOCALIZED AREA AND 3.81 μ m[.000150] MINIMUM THICK MATTE TIN IN SOLDER AREA OVER 1.27 μ m[.000050] MINIMUM THICK NICKEL UNDERPLATE.
- ② JACK CAVITY CONFORMS TO FCC RULES AND REGULATIONS, PART 68 SUBPART F.
- ③ USE #30 DRILL BIT OR 3.25mm DRILL BIT WHEN PRODUCING THESE PCB HOLES.
- ④ CAUTION: CATEGORY 5 JACK SOLDER TAIL POSITIONS DO NOT FOLLOW SAME NUMBER SEQUENCE AS THAT OF TRADITIONAL JACKS.



SUGGESTED PANEL CUTOUT



SUGGESTED PC BOARD LAYOUT COMPONENT SIDE

5569107-1
PART NUMBER

THIS DRAWING IS A CONTROLLED DOCUMENT.		DWN A. FERNANDEZ-DOCK5 10JUN2005	TE Connectivity	
DIMENSIONS: mm [INCHES]		CHK J. WESTMAN 10JUN2005	NAME S. FLICKINGER 10JUN2005	
TOLERANCES UNLESS OTHERWISE SPECIFIED: 0 PLC \pm - 1 PLC \pm - 2 PLC \pm 0.25[.01] 3 PLC \pm 0.13[.005] 4 PLC \pm - ANGLES \pm -		APVD S. FLICKINGER 10JUN2005	PRODUCT SPEC 108-1163	
MATERIAL ①		FINISH ①	APPLICATION SPEC 114-2048	SIZE A2
		WEIGHT 0.000000	CAGE CODE -	DRAWING NO C=5569107
		CUSTOMER DRAWING	SCALE 1:1	SHEET 1 OF 1
			REV A4	RESTRICTED TO -