

# SPECIFICATION FOR APPROVAL

CUSTOMER : \_\_\_\_\_

PRODUCT TYPE : SMD Crystal 1.2×1.0  
\_\_\_\_\_

NOMINAL FREQ. : 32.000000MHz  
\_\_\_\_\_

TXC P/N : 8J32070006  
\_\_\_\_\_

REVISION : S3  
\_\_\_\_\_

CUSTOMER P/N : \_\_\_\_\_

PM / SALES : \_\_\_\_\_

DATE : \_\_\_\_\_

CUSTOMER CONFIRMATION : \_\_\_\_\_  
(Singnature)  
\_\_\_\_\_

(Date)  
\_\_\_\_\_

- (1) TXC requires one copy returned with signature and title of authorized individual that signifies acceptance of the attached specifications.
- (2) Orders received and accepted by TXC after return of signed copy of specification will be produced per these specifications.
- (3) Any changes to these specifications must be agreed upon by both parties and new revision of the Product Specification Sheet will be issued.
- (4) Any issuance of purchase order prior to consigning back the Approval page of "Specification Sheets" from customers will be regarded as the agreement on the contents of these specifications.

**MSL:Level 1  
RoHS Compliant**

(for glass crystal only : Pb used in sealing glass material is exempt from EU directive)




# PRODUCT SPECIFICATION SHEET

PRODUCT TYPE : SMD Crystal 1.2×1.0

NOMINAL FREQ. : 32.000000MHz

TXC P/N : 8J32070006

REVISION : S3

PE/RD	QA	MFG
 Darken Lee		
7-Sep-21		

NOTE:

- (1) If customer's application involves ultrasonic 、 molding 、 PCBA dicing and manual soldering processes or customer's products are used in automotive system, the applicability should be confirmed with TXC R&D responsible person.
- (2) The green product standard set by TXC is based upon the international standards. Related information is publicly described on the TXC's Website, and updated regularly. The document is compliant with the latest green product quality system directives at the time.
- (3) Revision "Sx" is for engineering samples only. PE/RD's approval required.
- (4) Revision "Ax" is production ready. PE, QA and MFG's approval required.

**MSL:Level 1  
RoHS Compliant**

(for glass crystal only : Pb used in sealing glass material is exempt from EU directive)



<u>Rev</u>	<u>Revise page</u>	<u>Revise contents</u>	<u>Date</u>	<u>Ref.No.</u>	<u>Reviser</u>
S1	N/A	Initial released	18-Oct-19	PNR19101101	Yachuan Miao
S2	3	Change Packing Size Range	28-Jan-21	PNR21012815	Yachuan Miao
S3	5	Change Packing Quantity	3-Sep-21	PNR21090309	Yachuan Miao

## ■ ELECTRICAL SPECIFICATIONS

### Standard atmospheric conditions

Unless otherwise specified, the standard range of atmospheric conditions for making measurement and tests are as follow:

Ambient temperature :  $25 \pm 10^{\circ}\text{C}$   
 Relative humidity : 40%~70%

If there is any doubt about the results, measurement shall be made within the following limits:

Ambient temperature :  $25 \pm 3^{\circ}\text{C}$   
 Relative humidity : 40%~70%

### Measure equipment

Electrical characteristics measured by S&A 250B or equivalent.

### Crystal cutting type

The crystal is using AT CUT (thickness shear mode).

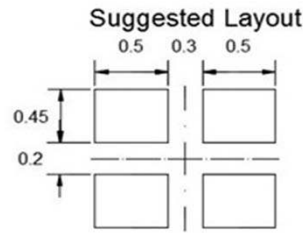
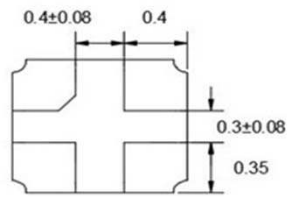
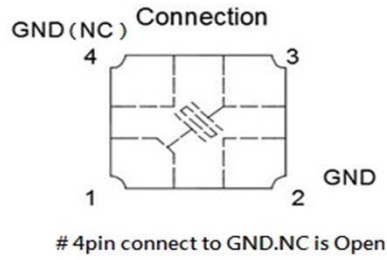
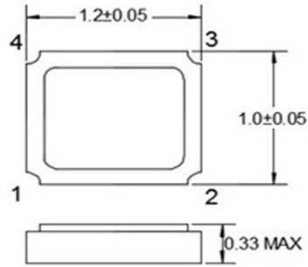
### Unit Weight:

0.0013±0.0010 g/pcs

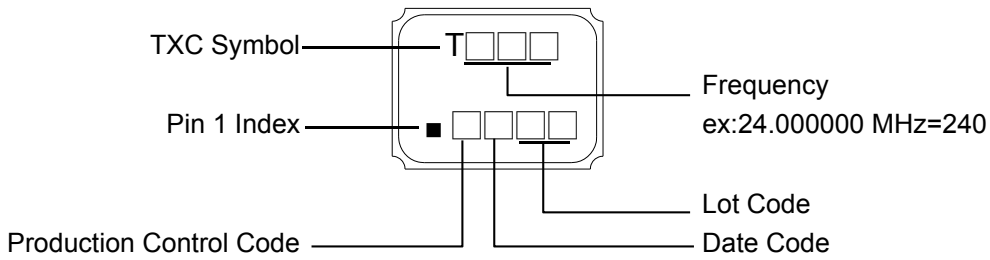
	Parameters	Symbol	Electrical Spec.				Notes
			Min.	Typ.	Max.	Units	
1	Nominal Frequency	FL	32.000000			MHz	-
2	Oscillation Mode	-	Fundamental			-	-
3	Load Capacitance	CL	8			pF	-
4	Frequency Tolerance	-	±10			ppm	at 25 °C ± 3 °C
5	Frequency Stability	-	±10			ppm	Over Operating Temp. Range (Reference 25°C)
6	Operating Temperature	-	-20	~	70	°C	-
7	Aging	-	±3			ppm	1st Year
8	Drive Level	DL	-	-	100	uW	-
9	Equivalent Series Resistance	ESR	-	-	80	Ω	-
10	Insulation Resistance	-	500	-	-	MΩ	at DC 100V
11	Storage Temperature Range	-	-40	~	85	°C	-

**■ DIMENSIONS**

(Unit:mm)



**■ MARKING**



**Date Code:**

YEAR \ MONTH					JAN	FEB	MAR	APR	MAY	JUN	JUL	AUG	SEP	OCT	NOV	DEC
					A	B	C	D	E	F	G	H	J	K	L	M
2021	2025	2029	2033	2037	N	P	Q	R	S	T	U	V	W	X	Y	Z
2022	2026	2030	2034	2038	a	b	c	d	e	f	g	h	j	k	l	m
2023	2027	2031	2035	2039	n	p	q	r	s	t	u	v	w	x	y	z
2024	2028	2032	2036	2040												

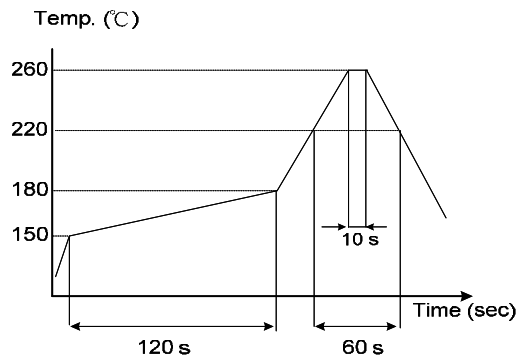
\*This date code will be cycled every four years

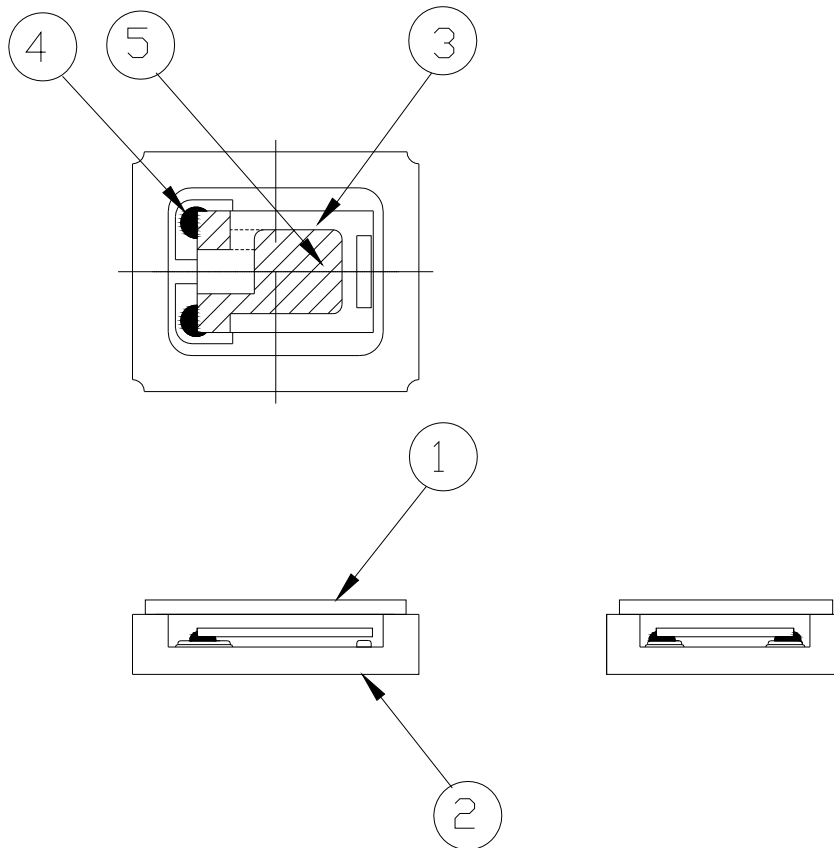
**Production location: Taiwan/China**

**■ SUGGESTED REFLOW PROFILE**

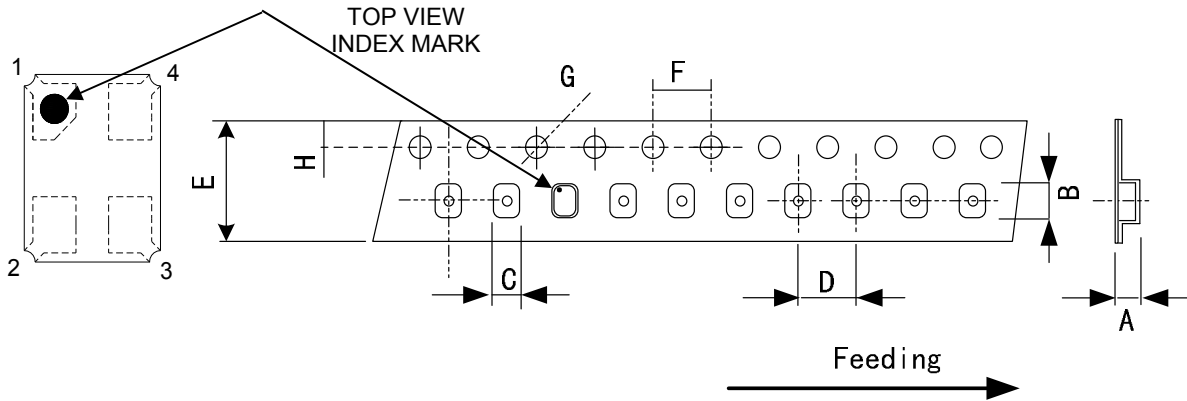
Total time : 200 sec. Max.

Solder melting point : 220 °C



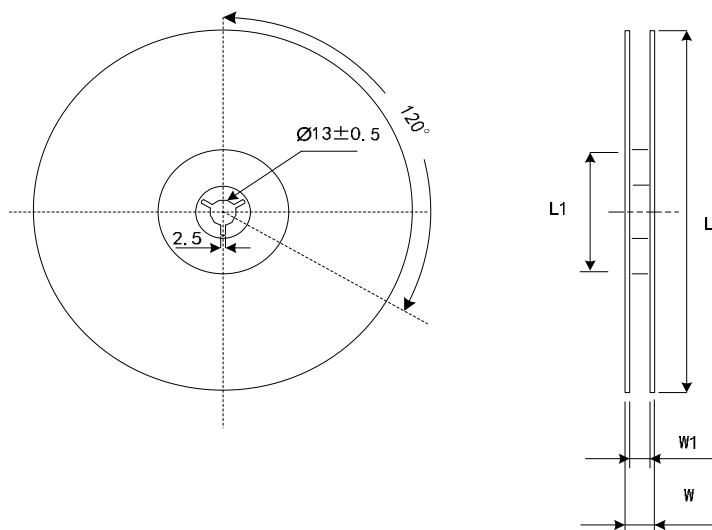
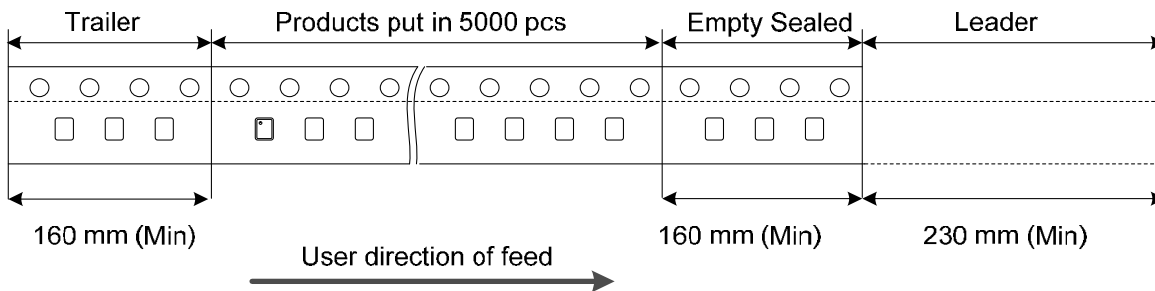
**■ STRUCTURE ILLUSTRATION**


NO	COMPONENTS	MATERIALS	FINISH/SPECIFICATIONS
1	Lid	Kovar	-
2	Base(Package)	Ceramic (Al <sub>2</sub> O <sub>3</sub> )+Pad (Au)	Alumina ceramics
3	Crystal blank	SiO <sub>2</sub>	-
4	Conductive adhesive	Ag	Silicone resin
5	Electrode	Noble Metal	-

**PACKING**


DIMENSIONS	A	B	C	D	E	F	G	H	(UNIT:mm)
	0.45 ±0.05	1.30 ±0.05	1.10 ±0.05	4.00 ±0.10	8.00 ±0.20	4.00 ±0.10	1.55 ±0.05	1.75 ±0.10	

## REMARK :



DIMENSIONS	L	L1	W	W1	Standard Reel Quantity is 5,000 pcs per reel (UNIT:mm)
	178 ±1.00	60.2 ±0.50	11.5 ±0.2	8 +1/-0	

## ■ RELIABILITY SPECIFICATIONS

### 1. Mechanical Endurance

No.	Test Item	Test Methods	REF.DOC
1.1	Drop Test	150 cm height, 3 times on concrete floor.	MIL-STD-202
1.2	Mechanical Shock	Device are shocked to half sine wave ( 1000 G ) three mutually perpendicular axes each 3 times. 0.5m sec. duration time	MIL-STD-202
1.3	Vibration	Frequency range                      10 ~ 2000 Hz Amplitude                                1.52 mm/20G Sweep time                                20 minute perpendicular axes each test time 4 hours (Total test time 12 hours)	MIL-STD-883
1.4	Gross Leak	Standard Sample For Automatic Gross Leak Detector, Test Pressure: 2kg / cm <sup>2</sup>	MIL-STD-883
1.5	Solder ability	Temperature                              245 °C ± 5°C Immersing depth                        0.5 mm minimum Immersion time                         5 ± 1 seconds Flux    Rosin resin methyl alcohol solvent ( 1 : 4 )	MIL-STD-883

### 2. Environmental Endurance

No.	Test Item	Test Methods	REF. DOC
2.1	Resistance To Soldering Heat	Pre-heat temperature                  125 °C Pre-heat time                            60 ~ 120 sec. Test temperature                        260 ± 5 °C Test time                                  10 ± 1 sec.	MIL-STD-202
2.2	High Temp. Storage	+ 125 °C ± 3 °C for 500 ± 12 hours	MIL-STD-883
2.3	Low Temp. Storage	- 40 °C ± 3 °C for 500 ± 12 hours	
2.4	Thermal Shock	Total 100 cycles of the following temperature cycle 	MIL-STD-883
2.5	High Temp & Humidity	85°C ± 3°C, RH 85% , 500Hrs	EIA-JESD22