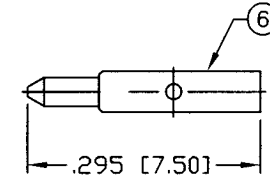
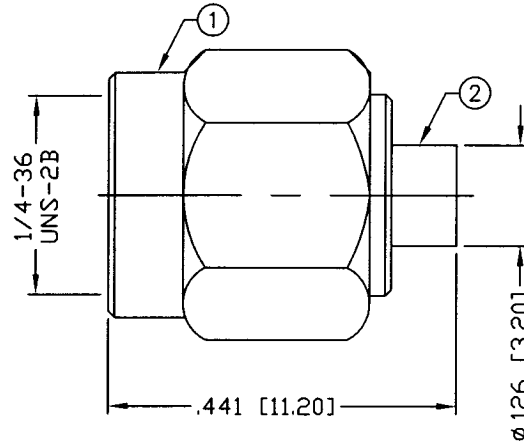
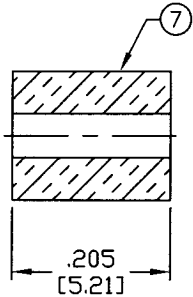


THIS DRAWING CONTAINS INFORMATION PROPRIETARY TO RF INDUSTRIES.
 ANY UNAUTHORIZED USE OF THIS DRAWING IS EXPRESSLY PROHIBITED
 WITHOUT WRITTEN PERMISSION FROM RF INDUSTRIES.
 ANY VIOLATION IS PUNISHABLE UNDER U.S. COPYRIGHT LAWS.

ALL DIMENSIONS ARE REFERENCE ONLY

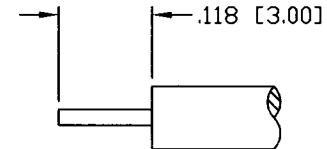
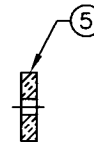
PART NO.		RSA-3500-085		
REV	DESCRIPTION	DWN	DATE	APPROVED
A	ENGINEERING RELEASE	KMM	6/16/095	R. RICE
B	FORMALIZE DRAWING	KMM	10/20/96	R. RICE
C	ADD DIELECTRIC [#4] / CHANGE STRIPPING INSTRUCTIONS	KMM	5/27/98	R. RICE
D	UPDATE DRAWING, DWG FORMAT AND SPECS	CZS	06/29/05	JDMc



RECOMMENDED SOLDER ONLY

SPECIFICATIONS:

IMPEDANCE: 50 Ohms
 FREQUENCY RANGE: 0-12.4 GHz
 INSERTION LOSS(dB): $1.07 + .01 \times \sqrt{f(\text{GHz})}$
 VSWR: 1.3 MAX.
 WORKING VOLTAGE: 500 V rms Max. © Sea Level
 INSULATION RESISTANCE: 5k M Ohms min.
 TEMPERATURE RANGE: -65°C TO 165°C
 FOR .085 SEMI RIGID, RG-405/U & BELDEN 1671A CABLE



RECOMMENDED STRIPPING DIM'S

1	SHELL	1	BRASS	NICKEL, 100μ"	009874	
2	BODY	1	BRASS	NICKEL, 100μ"		
3	RETAINER RING	1	Be.Cu.	----		
4	GASKET	1	SILICONE	----		
5	INSULATOR	1	PTFE	----		
6	PIN	1	BRASS	GOLD, 50μ"		
7	INSULATOR	1	PTFE	----		
8						
9						
10						
11						
12						
13						
14						
#	DESCRIPTION	QTY	MATERIAL	FINISH	APPROVALS	DATE

DRAWN
 C. ZANIGA
 CHECKED
 [Signature] 6/29/05
 ORJ DRAWN
 K. MAXWELL 10/20/96

UNLESS OTHERWISE SPECIFIED:

DIMENSIONS ARE IN INCHES AND [MILLIMETERS]
 UNLESS OTHERWISE NOTED TOLERANCES ARE:
 DECIMALS DIAMETER

RF connectors
 DIVISION OF RF INDUSTRIES, LTD.
 7610 MIRAMAR RD
 SAN DIEGO, CA 92126
 (858) 549-6340
 (858) 549-6345 FAX

SMA PLUG, SOLDER

SIZE A	CABLE GROUP SR1	DWG NO. RSA-3500-085	REV D
SCALE: NTS		CAD FILE OUTLINE	SHEET 1 OF 1