

**Data sheet | Item number: 726-601**

Common potential matrix patchboard; Marking 1-24; with 1 input module incl. end plate; Color of modules: gray; Numbering of modules arranged vertically; for 19" racks; Slimline version; 2,50 mm<sup>2</sup>; dark gray



[www.wago.com/726-601](http://www.wago.com/726-601)



Dimensions in mm

Dimensions in mm

Common Potential Matrix Patchboards – Slimline Version, for 19" Racks

Subject to changes. Please also observe the further product documentation!

WAGO Kontakttechnik GmbH & Co. KG  
Hansastr. 27  
32423 Minden  
Phone: +49571 887-0 | Fax: +49571 887-169  
Email: [info.de@wago.com](mailto:info.de@wago.com) | Web: [www.wago.com](http://www.wago.com)

Do you have any questions about our products?  
We are always happy to take your call at +49 (571) 887-44222.



## Data

### Electrical data

Rated current	24 A
Rated current 2	76 A

### Connection data

Connection type (1)	Page 1
Connection technology	CAGE CLAMP®
Number of connection points	2
Actuation type	Operating tool
Connectable conductor materials	Copper
Solid conductor	0.08 ... 2.5 mm <sup>2</sup> / 28 ... 14 AWG
Fine-stranded conductor	0.08 ... 2.5 mm <sup>2</sup> / 28 ... 14 AWG
Strip length	8 ... 10 mm / 0.31 ... 0.39 inch
Wiring direction	Front-entry wiring
Connection type 2	Page 2
Connection technology 2	Push-in CAGE CLAMP®
Number of connection points 2	1
Solid conductor 2	0.2 ... 16 mm <sup>2</sup> / 24 ... 6 AWG
Fine-stranded conductor 2	0.2 ... 16 mm <sup>2</sup> / 24 ... 6 AWG
Strip length 2	16 ... 17 mm / 0.63 ... 0.67 inch

### Physical data

Width	34.6 mm / 1.362 inch
Height	132 mm / 5.197 inch
Depth	84.2 mm / 3.315 inch

### Mechanical data

Marking	1 ... 24
Design	slimline

### Material data

Color	dark gray
Module color	gray

Subject to changes. Please also observe the further product documentation!




Fire load	2.34 MJ
Weight	204.8 g

### Commercial data


Product Group	12 (Matrix Patch Board)
PU (SPU)	10 (1) Stück
Packaging type	box
Country of origin	DE
GTIN	4055143628662
Customs tariff number	85369010000

### Approvals / Certificates

#### Country specific Approvals

Logo	Approval	Additional Approval Text	Certificate name
	CCA DEKRA Certification B.V.	EN 60998	NTR NL-7623
	CSA DEKRA Certification B.V.	C22.2 No. 158	1101143
	KEMA/KEUR DEKRA Certification B.V.	EN 60998	71-100850

#### UL-Approvals

Logo	Approval	Additional Approval Text	Certificate name
	UL UL International Germany GmbH	UL 1059	E45172

### Optional accessories

#### Jumpers

Jumper
--------

Subject to changes. Please also observe the further product documentation!



**Item no.: 709-107**

Wire commoning chain; 0.5 mm<sup>2</sup>; insulated; gray

[www.wago.com/709-107](http://www.wago.com/709-107)

**Terminal blocks**

Supply terminal block



**Item no.: 2016-7611**

Spare supply terminal block; 16 mm<sup>2</sup>; 12 mm; Push-in CAGE CLAMP®; 16,00 mm<sup>2</sup>; gray

[www.wago.com/2016-7611](http://www.wago.com/2016-7611)

**Marking accessories**

Marking strip



**Item no.: 2009-110**

Marking strips; for Smart Printer; on reel; not stretchable; plain; snap-on type; white

[www.wago.com/2009-110](http://www.wago.com/2009-110)

Marker carrier



**Item no.: 726-902**

Adaptor; dark gray

[www.wago.com/726-902](http://www.wago.com/726-902)

Marker



**Item no.: 2009-115**

WMB-Inline; for Smart Printer; 1500 pieces on roll; stretchable 5 - 5.2 mm; plain; snap-on type; white

[www.wago.com/2009-115](http://www.wago.com/2009-115)



**Item no.: 793-5501/000-007**

WMB marking card; as card; for terminal block width 5 - 17.5 mm; stretchable 5 - 5.2 mm; plain; snap-on type; gray

[www.wago.com/793-5501/000-007](http://www.wago.com/793-5501/000-007)



**Item no.: 793-5501/000-012**

WMB marking card; as card; for terminal block width 5 - 17.5 mm; stretchable 5 - 5.2 mm; plain; snap-on type; orange

[www.wago.com/793-5501/000-012](http://www.wago.com/793-5501/000-012)



**Item no.: 793-5501/000-014**

WMB marking card; as card; for terminal block width 5 - 17.5 mm; stretchable 5 - 5.2 mm; plain; snap-on type; brown

[www.wago.com/793-5501/000-014](http://www.wago.com/793-5501/000-014)



**Item no.: 793-5501/000-017**

WMB marking card; as card; for terminal block width 5 - 17.5 mm; stretchable 5 - 5.2 mm; plain; snap-on type; green

[www.wago.com/793-5501/000-017](http://www.wago.com/793-5501/000-017)



**Item no.: 793-5501/000-023**

WMB marking card; as card; for terminal block width 5 - 17.5 mm; stretchable 5 - 5.2 mm; plain; snap-on type; light green

[www.wago.com/793-5501/000-023](http://www.wago.com/793-5501/000-023)

**Item no.: 793-5501/000-024**

Subject to changes. Please also observe the further product documentation!



WMB marking card; as card; for terminal block width 5 - 17.5 mm; stretchable 5 - 5.2 mm; plain; snap-on type; violet

[www.wago.com/793-5501/000-024](http://www.wago.com/793-5501/000-024)



**Item no.:** 793-5501/000-005

WMB marking card; as card; for terminal block width 5 - 17.5 mm; stretchable 5 - 5.2 mm; plain; snap-on type; red

[www.wago.com/793-5501/000-005](http://www.wago.com/793-5501/000-005)



**Item no.:** 793-5501/000-002

WMB marking card; as card; for terminal block width 5 - 17.5 mm; stretchable 5 - 5.2 mm; plain; snap-on type; yellow

[www.wago.com/793-5501/000-002](http://www.wago.com/793-5501/000-002)



**Item no.:** 793-5501/000-006

WMB marking card; as card; for terminal block width 5 - 17.5 mm; stretchable 5 - 5.2 mm; plain; snap-on type; blue

[www.wago.com/793-5501/000-006](http://www.wago.com/793-5501/000-006)



**Item no.:** 793-5501

WMB marking card; as card; for terminal block width 5 - 17.5 mm; stretchable 5 - 5.2 mm; plain; snap-on type; white

[www.wago.com/793-5501](http://www.wago.com/793-5501)

## Downloads

### Documentation

#### Bid Text

726-601 X81 - Datei	Feb 19, 2019	xml 3.5 kB	Download
------------------------	--------------	---------------	----------

726-601 docx - Datei	Feb 21, 2019	docx 15.1 kB	Download
-------------------------	--------------	-----------------	----------

#### Additional Information

Technical explanations	Apr 3, 2019	pdf 2.2 MB	Download
------------------------	-------------	---------------	----------

## CAD/CAE-Data

### CAD data

2D/3D Models 726-601	URL	Download
----------------------	-----	----------

### CAE data

EPLAN Data Portal 726-601	URL	Download
---------------------------	-----	----------

Subject to changes. Please also observe the further product documentation!

WSCAD Universe 726-601

URL

Download

ZUKEN Portal 726-601

URL

Download

## Environmental Product Compliance

### Compliance Search

Environmental Product Compliance 726-601

URL

Download

Common potential matrix patchboard; Marking 1-24; with 1 input module incl. end plate; Color of modules: gray; Numbering of modules arranged vertically; for 19" racks; Slimline version; 2,50 mm<sup>2</sup>; dark gray

## Installation Notes

### Conductor termination




### CAGE CLAMP® connection

Inserting a conductor via 210-719 Operating Tool (2.5 x 0.4 mm blade).

### Testing


Subject to changes. Please also observe the further product documentation!



Testing with a 2.3 mm Ø test plug (210-137).




Snapping on an additional module with contact to mounting frame.



Assembling a matrix patchboard with additional module – direct connection to the mounting frame.

### Marking



Factory-marked modules (Side 1: 1, 2, 3, 4 ...)



WFB continuous marking strip – fits into the matrix patchboards' marker slot and group marker carrier.



Individual group marking via WSB Quick Marking System

Subject to changes. Please also observe the further product documentation!