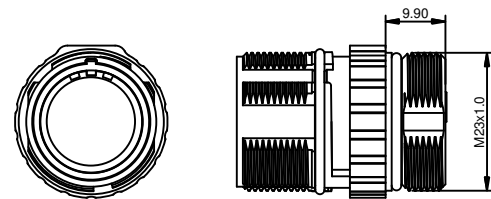

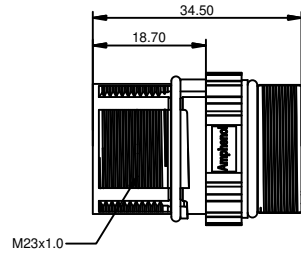


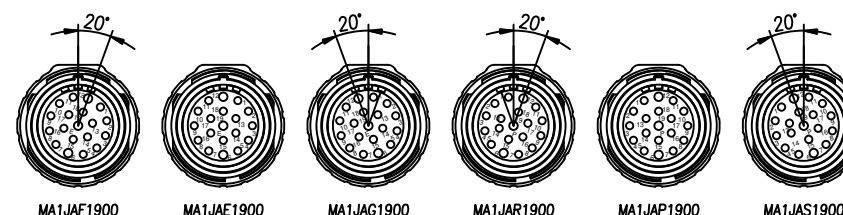
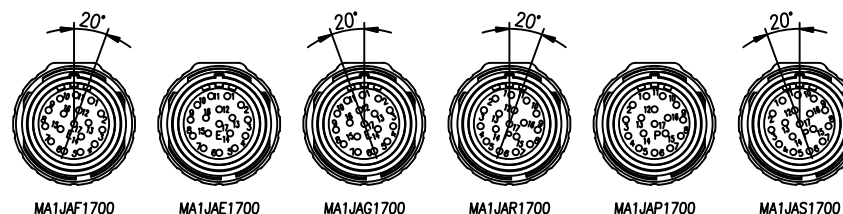
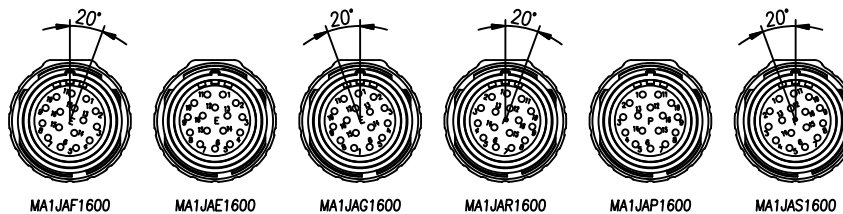
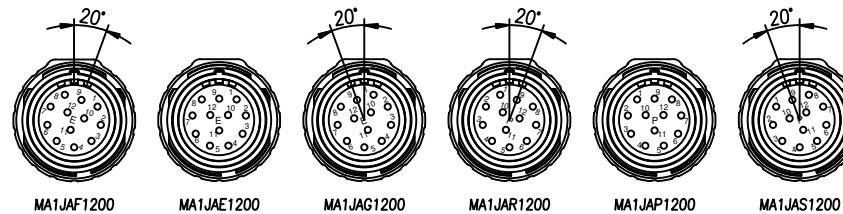
REVISIONS					
REV	ECO	DESCRIPTION	DATE	BY	APPR
B1	-	RELEASE NEW DWG FORMAT	Feb.06,2014	Tod	Tommy
B2	-	UPDATE THE DURABILITY	Jun.27,2015	Drack	Tommy
B3	-	UPDATED	04DEC15	MRF	Tommy



-	MA1JAS1900	M23, RECP, EXT, ST, 19POS, P TYPE, KEYED "S"	27
-	MA1JAR1900	M23, RECP, EXT, ST, 19POS, P TYPE, KEYED "R"	26
-	MA1JAP1900	M23, RECP, EXT, ST, 19POS, P TYPE	25
-	MA1JAG1900	M23, RECP, EXT, ST, 19POS, E TYPE, KEYED "G"	24
-	MA1JAF1900	M23, RECP, EXT, ST, 19POS, E TYPE, KEYED "F"	23
-	MA1JAE1900	M23, RECP, EXT, ST, 19POS, E TYPE	22
-	MA1JAS1700	M23, RECP, EXT, ST, 17POS, P TYPE, KEYED "S"	21
-	MA1JAR1700	M23, RECP, EXT, ST, 17POS, P TYPE, KEYED "R"	20
-	MA1JAP1700	M23, RECP, EXT, ST, 17POS, P TYPE	19
-	MA1JAG1700	M23, RECP, EXT, ST, 17POS, E TYPE, KEYED "G"	18
-	MA1JAF1700	M23, RECP, EXT, ST, 17POS, E TYPE, KEYED "F"	17
-	MA1JAE1700	M23, RECP, EXT, ST, 17POS, E TYPE	16
-	MA1JAS1600	M23, RECP, EXT, ST, 16POS, P TYPE, KEYED "S"	15
-	MA1JAR1600	M23, RECP, EXT, ST, 16POS, P TYPE, KEYED "R"	14
-	MA1JAP1600	M23, RECP, EXT, ST, 16POS, P TYPE	13
-	MA1JAG1600	M23, RECP, EXT, ST, 16POS, E TYPE, KEYED "G"	12
-	MA1JAF1600	M23, RECP, EXT, ST, 16POS, E TYPE, KEYED "F"	11
-	MA1JAE1600	M23, RECP, EXT, ST, 16POS, E TYPE	10
-	MA1JAS1200	M23, RECP, EXT, ST, 12POS, P TYPE, KEYED "S"	9
-	MA1JAR1200	M23, RECP, EXT, ST, 12POS, P TYPE, KEYED "R"	8
-	MA1JAP1200	M23, RECP, EXT, ST, 12POS, P TYPE	7
-	MA1JAG1200	M23, RECP, EXT, ST, 12POS, E TYPE, KEYED "G"	6
-	MA1JAF1200	M23, RECP, EXT, ST, 12POS, E TYPE, KEYED "F"	5
-	MA1JAE1200	M23, RECP, EXT, ST, 12POS, E TYPE	4
-	MA1JAS1900	M23, RECP, EXT, ST, 19POS, P TYPE, KEYED "S"	3
-	MA1JAR1900	M23, RECP, EXT, ST, 19POS, P TYPE, KEYED "R"	2
-	MA1JAP1900	M23, RECP, EXT, ST, 19POS, P TYPE	1
-	MA1JAG1900	M23, RECP, EXT, ST, 19POS, E TYPE, KEYED "G"	
-	MA1JAF1900	M23, RECP, EXT, ST, 19POS, E TYPE, KEYED "F"	
-	MA1JAE1900	M23, RECP, EXT, ST, 19POS, E TYPE	
-	MA1JAS1700	M23, RECP, EXT, ST, 17POS, P TYPE, KEYED "S"	
-	MA1JAR1700	M23, RECP, EXT, ST, 17POS, P TYPE, KEYED "R"	
-	MA1JAP1700	M23, RECP, EXT, ST, 17POS, P TYPE	
-	MA1JAG1700	M23, RECP, EXT, ST, 17POS, E TYPE, KEYED "G"	
-	MA1JAF1700	M23, RECP, EXT, ST, 17POS, E TYPE, KEYED "F"	
-	MA1JAE1700	M23, RECP, EXT, ST, 17POS, E TYPE	
-	MA1JAS1600	M23, RECP, EXT, ST, 16POS, P TYPE, KEYED "S"	
-	MA1JAR1600	M23, RECP, EXT, ST, 16POS, P TYPE, KEYED "R"	
-	MA1JAP1600	M23, RECP, EXT, ST, 16POS, P TYPE	
-	MA1JAG1600	M23, RECP, EXT, ST, 16POS, E TYPE, KEYED "G"	
-	MA1JAF1600	M23, RECP, EXT, ST, 16POS, E TYPE, KEYED "F"	
-	MA1JAE1600	M23, RECP, EXT, ST, 16POS, E TYPE	
-	MA1JAS1200	M23, RECP, EXT, ST, 12POS, P TYPE, KEYED "S"	
-	MA1JAR1200	M23, RECP, EXT, ST, 12POS, P TYPE, KEYED "R"	
-	MA1JAP1200	M23, RECP, EXT, ST, 12POS, P TYPE	
-	MA1JAG1200	M23, RECP, EXT, ST, 12POS, E TYPE, KEYED "G"	
-	MA1JAF1200	M23, RECP, EXT, ST, 12POS, E TYPE, KEYED "F"	
-	MA1JAE1200	M23, RECP, EXT, ST, 12POS, E TYPE	

QUANTITY	PART NUMBER	DESCRIPTION	ITEM
----------	-------------	-------------	------

MATERIALS LIST			
UNLESS OTHERWISE SPECIFIED 1) All dimensions are in metric (mm). 2) Tolerances are as follows: 1 PL DEC ±0.30 2 PL DEC ±0.15 3 PL DEC ±0.08 Fractions ±1/64 Angles ±1° 3) Note reference =	SIGNATURES DRAWN: Drack CHECKED: ENGINEER: APPROVAL:	DATE Jun.27,2015	<h1>Amphenol</h1> <p>Sine Systems - www.amphenol-sine.com 44724 Morley Drive Clinton Township, MI 48036</p>
MATERIAL SPECIFICATIONS:	CUSTOMER:	THIS DRAWING IS SUPPLIED FOR INFORMATION ONLY. DESIGN FEATURES, SPECIFICATIONS AND PERFORMANCE DATA SHOWN HEREON ARE THE PROPERTY OF THE AMPHENOL CORPORATION. NO RIGHTS OF REPRODUCTION ARE IMPLIED. ALL DIMENSIONS ARE SUBJECT TO NORMAL MANUFACTURING VARIATIONS.	
PROCESS SPECIFICATIONS:	SIZE B	TYPE C-	DWG NO: MA1JAxxx00
NEXT ASSY:	SCALE: NONE	C-MA1JAxxx00	REVISION B3
		SHEET 1 OF 1	



NOTES: UNLESS OTHERWISE SPECIFIED

- MATERIAL:
INSULATION INSERT: PA66,UL94 V0
SEAL: VITON
HOUSING BODY: ZINC DIE CAST, NICKEL PLATED

- SPECIFICATIONS:
2.1 CURRENT RATING: 10 AMPS - 12 POSITION
9 AMPS - 16 POSITION
9 AMPS - 17 POSITION
7 AMPS - 19 POSITION

- VOLTAGE RATING: 160V AC/DC - 12 POSITION
125V AC/DC - 16 POSITION
125V AC/DC - 17 POSITION
63V AC/DC - 19 POSITION

- OPERATING TEMPERATURE: -20°C TO +130°C
- DIELECTRIC WITHSTANDING VOLTAGE: LESS THAN 2 MILLIAMPS CURRENT LEAKAGE @ 2500 VOLTS AC.
- DEGREE OF PROTECTION: IP67 (MATED CONDITION)
- DEGREE OF POLLUTION: 3 PER UL840
- OVERVOLTAGE CATEGORY: III PER UL840
- MATING CYCLE DURABILITY: >500 CYCLES
- RoHS COMPLIANT

3. ALL DIMENSIONS ARE FOR REFERENCE USE ONLY.

TITLE: M23 RECEPTACLE EXTENSION STRAIGHT THREADED
DWG NO: MA1JAxxx00
REV: B3
SH: 1
OF: 1