

This document is the property of Amphenol Corporation and is delivered on the express condition that is not to be disclosed, reproduced or used, in whole or in part, for manufacture or sale by anyone other than Amphenol Corporation without its prior consent, and that no right is granted to disclose or to use any information in this document.

The marking on this product doesn't contain environmental hazardous materials per Material Specification SS-00259 for Sony GP compliant or per directive 2011/65/EU for RoHS compliant.

ORIGINAL



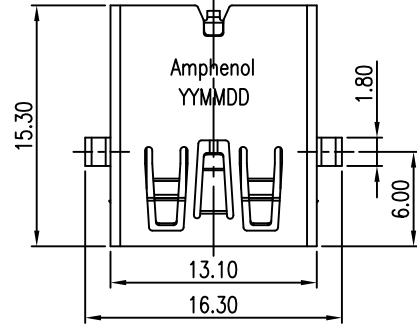
REVISIONS				
SYM	ECN No.	DESCRIPTION	DATE	APPROVED
A	NE-14058	RELEASE TO PRODUCTION	04/09/2014	Arron Lin
B	NE-15138	ADD BLACK OPTION & PCB ROUNDS	11/05/2015	Arron Lin
C	NE-16150	ADD TAIL 3.00 BLUE & BLACK OPTION	06/20/2016	Arron Lin
D	NE-17004	ADD T&R TYPE B OPTION	01/05/2017	Arron Lin

NOTES:

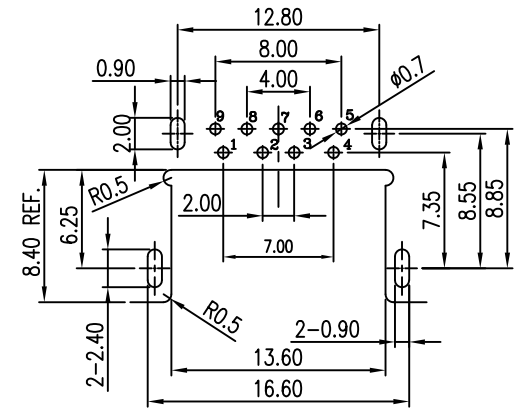
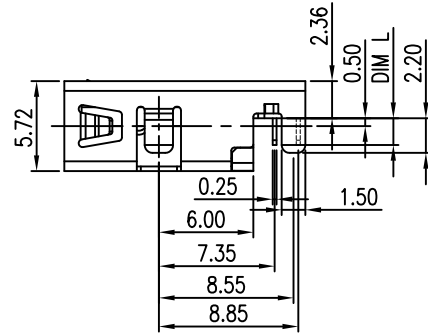
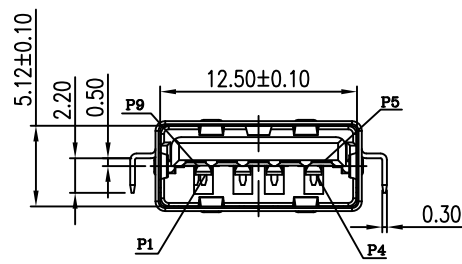
- MATERIAL:  
HOUSING: HIGH TEMPERATURE THERMAL PLASTIC, PA4T(Halogen-free), UL94V-0, COLOR: OPTION.  
TERMINAL 5PIN: BRASS.  
TERMINAL 4PIN: PHOSPHOR BRONZE,  
SHELL: SK7.
- FINISH:  
TERMINAL:  
CONTACT AREA: SELECTIVE GOLD PLATING ;  
SOLDERING AREA: MATTE TIN PLATING 100 μ" THICKNESS MIN.;  
UNDER PLATING: NICKEL PLATING 50 μ" THICKNESS MIN.OVERALL.  
SHELL:  
NICKEL PLATING 50 μ" THICKNESS MIN.OVERALL.
- PRODUCT SPECIFICATION REFER TO : PS-7425
- TEST SUMMARY REFER TO : TS-7425-008.
- WAVE SOLDER CAPABLE TO 265°C.
- THIS PRODUCT DOESN'T CONTAIN ENVIRONMENTAL HAZARDOUS PER DIRECTIVE 2011/65/EU FOR RoHS COMPLIANT.

P/N: GSB3114 X XFHR

CONTACT FINISH:  
2: 15u" GOLD  
3: 30u" GOLD



DIM L / COLOR / T&R		
5: 1.70mm/BLUE	TYPE I	
7: 1.70mm/BLACK		
8: 3.00mm/BLACK		
9: 3.00mm/BLUE		
A: 1.70mm/BLUE	TYPE II	
B: 1.70mm/BLACK		
C: 3.00mm/BLACK		
D: 3.00mm/BLUE		



RECOMMENDED P.C.B LAYOUT  
TOLERANCE: ±0.05(TOP VIEWS)

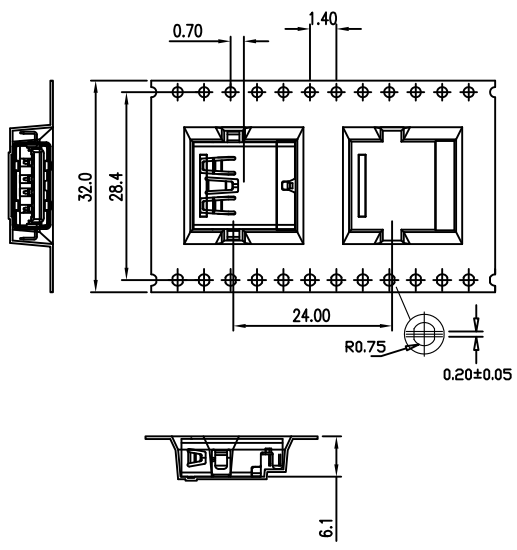
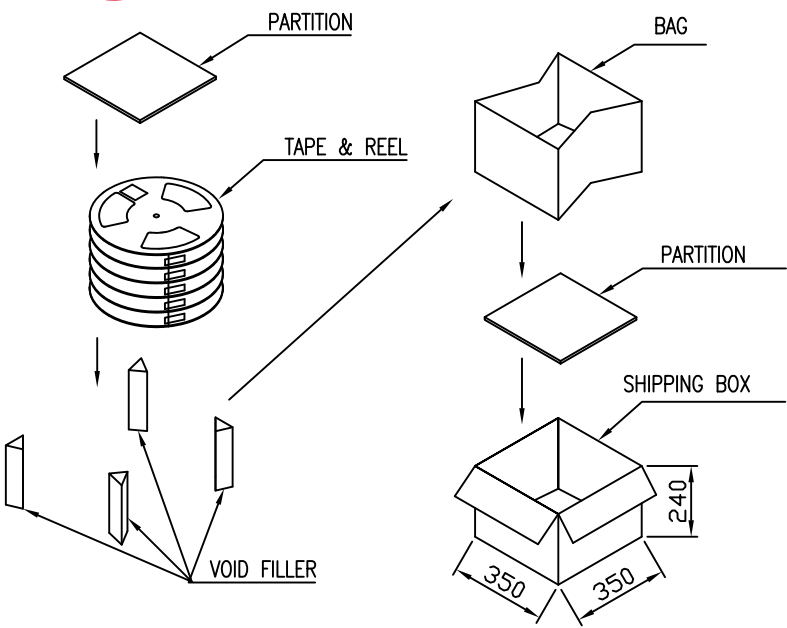
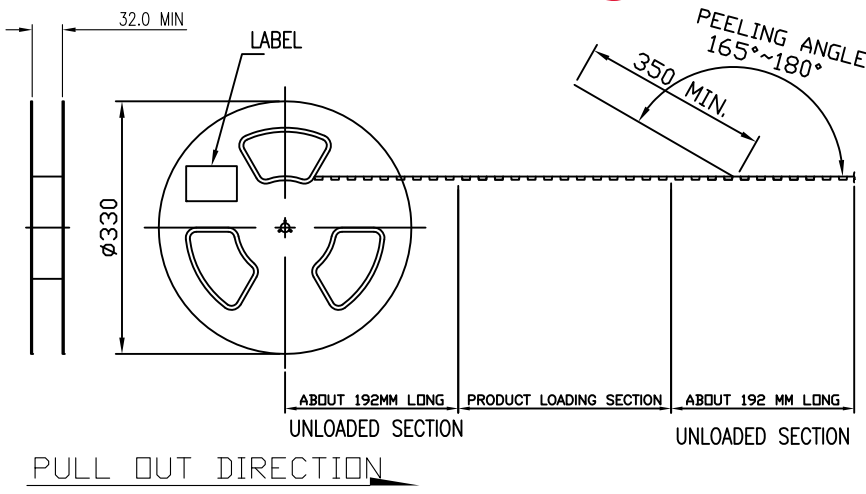
TOLERANCE		APPROVALS		DATE	TITLE	Amphenol®			
X.		DRAWN Debby Hung		01/05/2017	USB 3.0 TYPE A CONN. RIGHT ANGLE SINK DIP TYPE	Amphenol Corporation Amphenol Taiwan Corporation			
X.X	±0.30	CHECKED Roger Tsai		01/05/2017		PART No. GSB3114XXFHR			
X.XX	±0.20	APPROVED Arron Lin		01/05/2017		UNIT mm	SIZE A3	DVG No. GSB3114XXFHR	
X.XXX	±0.10	DWG TYPE CUST DWG		PROJECT CODE OTHER		SCALE NA	SHEET 1 OF 3	REV. D	
ANGULAR	±1°								
UNLESS OTHERWISE SPECIFIED									

This document is the property of Amphenol Corporation and is delivered on the express condition that is not to be disclosed, reproduced or used, in whole or in part, for manufacture or sale by anyone other than Amphenol Corporation without its prior consent, and that no right is granted to disclose or to use any information in this document.

The marking on this product doesn't contain environmental hazardous materials per Material Specification 55-00259 for Sony GP compliant or per directive 2011/65/EU for RoHS compliant.

REVISIONS				
SYM	ECN No.	DESCRIPTION	DATE	APPROVED
A	NE-14058	RELEASE TO PRODUCTION	04/09/2014	Arron Lin
B	NE-15138	ADD BLACK OPTION & PCB ROUNDS	11/05/2015	Arron Lin
C	NE-16150	ADD TAIL 3.00 BLUE & BLACK OPTION	06/20/2016	Arron Lin
D	NE-17004	ADD T&R TYPE B OPTION	01/05/2017	Arron Lin

# T&R TYPE I ORIGINAL



P/N: GSB3114 X XFHR

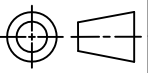
CONTACT FINISH:  
 2: 15u" GOLD  
 3: 30u" GOLD

DIM L / COLOR / T&R

5: 1.70mm/BLUE	TYPE I
7: 1.70mm/BLACK	
8: 3.00mm/BLACK	
9: 3.00mm/BLUE	

6.3	4.8	400	6	2400	GSB3114XXFHR
G/W KG	N/W KG	PCS/ REELS	ERRLS/ BOX	QUANTITY (PCS)	PART NUMBER

TOLERANCE	APPROVALS	DATE	TITLE	UNIT	SIZE	PART No.
X. ±0.30	DRAWN Debby Hung	01/05/2017	USB 3.0 TYPE A CONN. RIGHT ANGLE SINK DIP TYPE	mm	A3	GSB3114XXFHR
X.X ±0.20	CHECKED Roger Tsai	01/05/2017				
X.XXX ±0.10	APPROVED Arron Lin	01/05/2017				
ANGULAR ±1°	DWG TYPE CUST DWG	PROJECT CODE OTHER				
UNLESS OTHERWISE SPECIFIED				SCALE NA	SHEET 2 OF 3	DWG No. GSB3114XXFHR



**Amphenol®**  
 Amphenol Corporation  
 Amphenol Taiwan Corporation

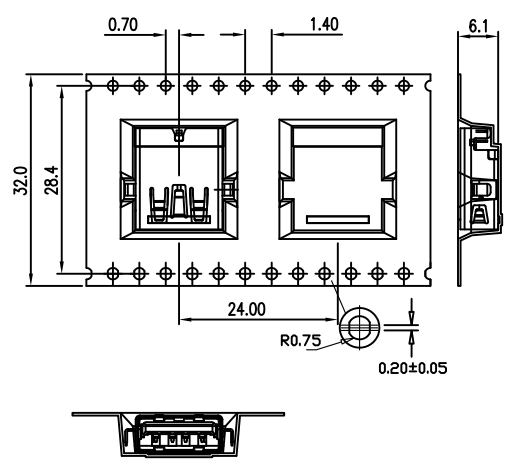
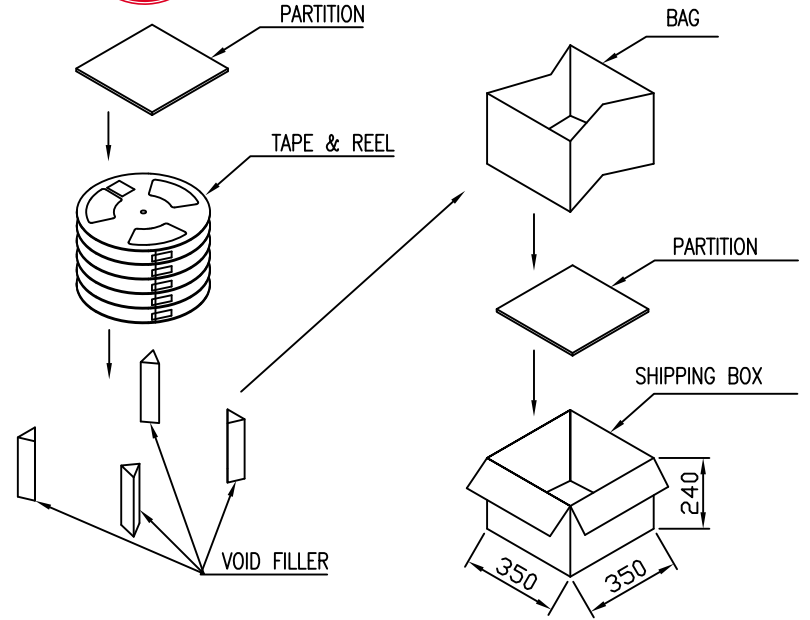
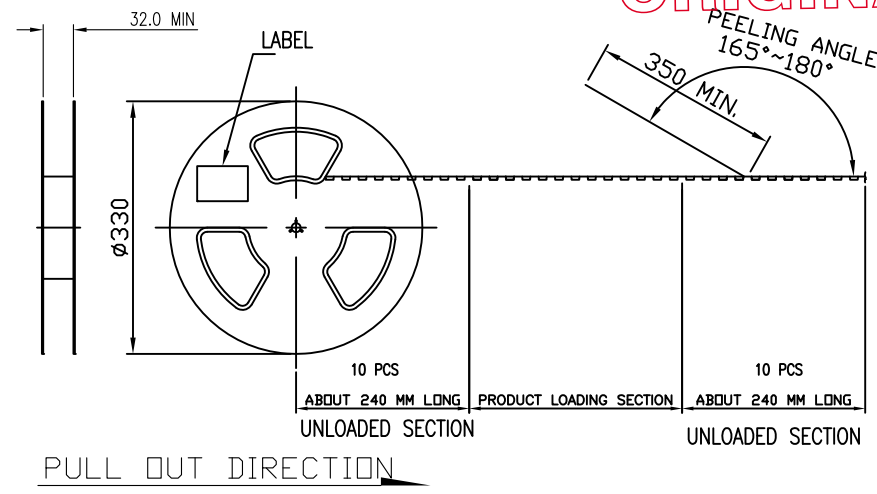
REV. D

This document is the property of Amphenol Corporation and is delivered on the express condition that it is not to be disclosed, reproduced or used, in whole or in part, for manufacture or sale by anyone other than Amphenol Corporation without its prior consent, and that no right is granted to disclose or to use any information in this document.  
 The marking on this product doesn't contain environmental hazardous materials per Material Specification 55-00259 for Sony GP compliant or per directive 2011/65/EU for RoHS compliant.

REVISIONS				
SYM	ECN No.	DESCRIPTION	DATE	APPROVED
A	NE-14058	RELEASE TO PRODUCTION	04/09/2014	Arron Lin
B	NE-15138	ADD BLACK OPTION & PCB ROUNDS	11/05/2015	Arron Lin
C	NE-16150	ADD TAIL 3.00 BLUE & BLACK OPTION	06/20/2016	Arron Lin
D	NE-17004	ADD T&R TYPE B OPTION	01/05/2017	Arron Lin

# T&R TYPE II

**ORIGINAL**



P/N: GSB3114 X XFHR  
 CONTACT FINISH:  
 2: 15u" GOLD  
 3: 30u" GOLD  
 DIM L / COLOR / T&R  

A: 1.70mm/BLUE	TYPE II
B: 1.70mm/BLACK	
C: 3.00mm/BLACK	
D: 3.00mm/BLUE	

6.3	4.8	400	6	2400	GSB3114XXFHR
G/W KG	N/W KG	PCS/ REELS	ERRLS/ BOX	QUANTITY (PCS)	PART NUMBER

TOLERANCE	APPROVALS	DATE	TITLE	USB 3.0 TYPE A CONN. RIGHT ANGLE SINK DIP TYPE		<b>Amphenol®</b> Amphenol Corporation Amphenol Taiwan Corporation PART No. GSB3114XXFHR DWG No. GSB3114XXFHR REV. D
X. ±0.30	DRAWN Debby Hung	01/05/2017		UNIT mm	SIZE A3	
X.X ±0.20	CHECKED Roger Tsai	01/05/2017		SCALE NA	SHEET 3 OF 3	
X.XXX ±0.10	APPROVED Arron Lin	01/05/2017		DWG TYPE CUST DWG	PROJECT CODE OTHER	
ANGULAR ±1°	UNLESS OTHERWISE SPECIFIED					