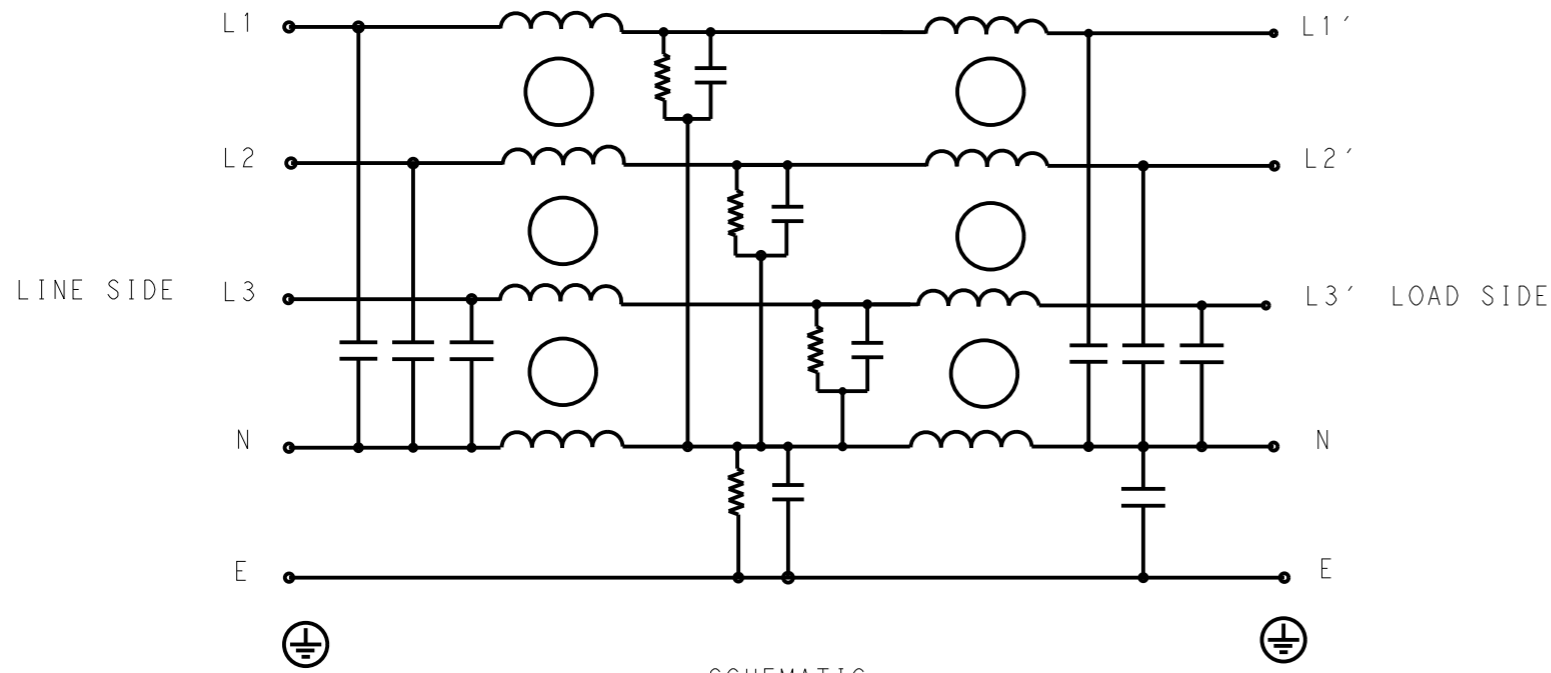


P	LTR	DESCRIPTION	DATE	DWN	APVD
	A	INITIAL RELEASE	21APR2021	SR	CB



SCHMATIC

SAFETY ORGANIZATIONS

THIS FILTER WILL BE FORMALLY RECOGNIZED, CERTIFIED OR APPROVED BY THE LISTED AGENCY. THEREFORE, ALL TEST/REQUIREMENTS SPECIFIED IN THE LATEST REVISION OF THE FOLLOWING AGENCY STANDARDS WILL BE MET:

UL APPROVED 30A 440V 50Hz/60Hz 50°C
 CSA APPROVED 30A 440V 50Hz/60Hz 50°C

OPERATING SPECIFICATION

LINE CURRENT/VOLTAGE: 30A, 440VAC
 LINE FREQUENCY: 50/60Hz

MAXIMUM LEAKAGE CURRENT: 5mA @ 230VAC, 50Hz

OPERATING AMBIENT TEMPERATURE RANGE @ RATED CURRENT: -10°C TO +50°C

IN AN AMBIENT, T_a, HIGHER THAN 50°C, THE MAXIMUM OPERATING CURRENT, I_o, IS AS FOLLOWS:

$$I_o = I_r \sqrt{\frac{105 - T_a}{55}}$$

RELIABILITY SPECIFICATIONS

STORAGE TEMPERATURE: -40°C TO +85°C
 HUMIDITY: 21 DAYS @ 40°C AND 95% RH

TEST SPECIFICATIONS

INDUCTANCE, NOMINAL: 4.8mH

CAPACITANCE @ 1kHz

NEUTRAL TO GROUND, NOMINAL: 1µF
 LINE TO NEUTRAL, NOMINAL: 3µF

DISCHARGE RESISTOR

L/L I.R. 2MΩ 1W
 L/N I.R. 1.5MΩ 1W
 L/G I.R. 2MΩ 1W
 N/G I.R. 680KΩ 1W
 IR (NO DISCHARGE RESISTOR) 20°C, 50% RH AND 100VDC, MIN: 6MΩ

RECOMMENDED RECEIVING INSPECITON HIPOT

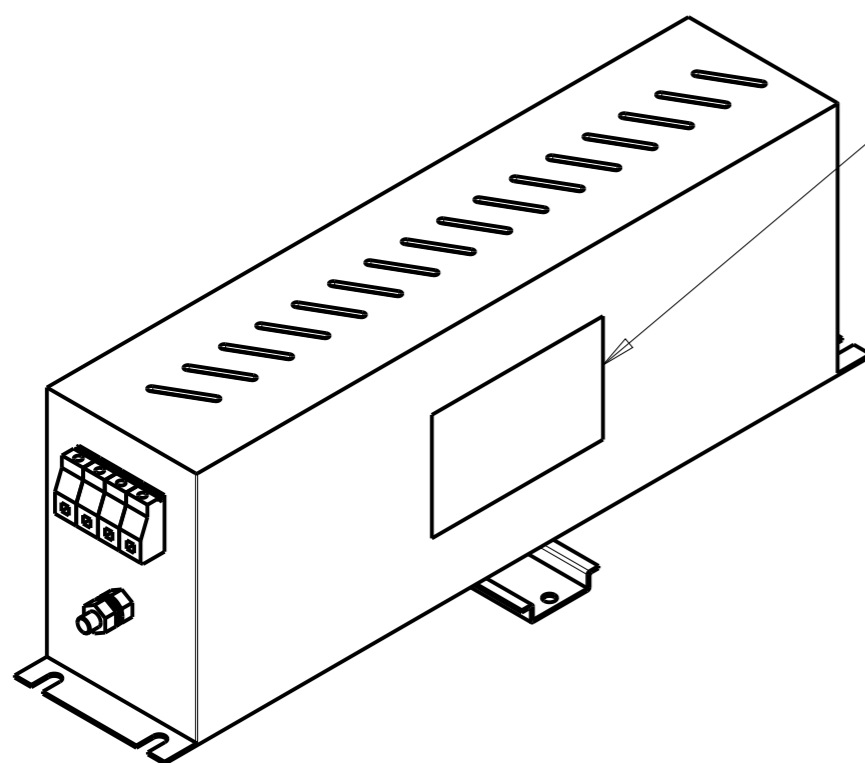
LINE TO GROUND FOR 1 MINUTE: 2632VDC
 LINE TO LINE FOR 1 MINUTE: 1892VDC
 LINE TO NEUTRAL FOR 1 MINUTE: 1093VDC

FILTER APPROVAL

THE BEST WAY TO SELECT AND QUALIFY A FILTER IS FOR YOUR ENGINEERING TO TEST THE UNIT IN YOUR EQUIPMENT.

TYPICAL INSERTION LOSS
 COMMON MODE 50/50Ω; DIFFERENTIAL MODE 50/50Ω

MHz	0.01	0.05	0.15	0.5	1	3	5	10	30
CM	49	50	60	79	77	64	56	48	34
DM	31	34	48	83	80	57	45	23	25



LABEL TO TE MARKING SPECIFICATION

THIS DRAWING IS A CONTROLLED DOCUMENT.		DWN SUPREETH R 21APR2021		
DIMENSIONS: mm		CHK CHRIS BOLLE 21APR2021		
TOLERANCES UNLESS OTHERWISE SPECIFIED:		APVD CHRIS BOLLE 21APR2021	NAME POWER LINE FILTER FOR DIN 35 RAIL INSTALLATION 30KEVD10ABSWHM	
0 PLC ±.5		PRODUCT SPEC -	SIZE A300779 CAGE CODE C-3-1609998-2	
1 PLC ±0.5		APPLICATION SPEC -	RESTRICTED TO -	
2 PLC ±0.40		WEIGHT -	SCALE 2:5 SHEET 1 OF 2 REV A	
3 PLC ±0.130		CUSTOMER DRAWING		
4 PLC ±0.0500				
ANGLES ±.				
MATERIAL -				
FINISH -				

© 2021 TE Connectivity. All Rights Reserved.

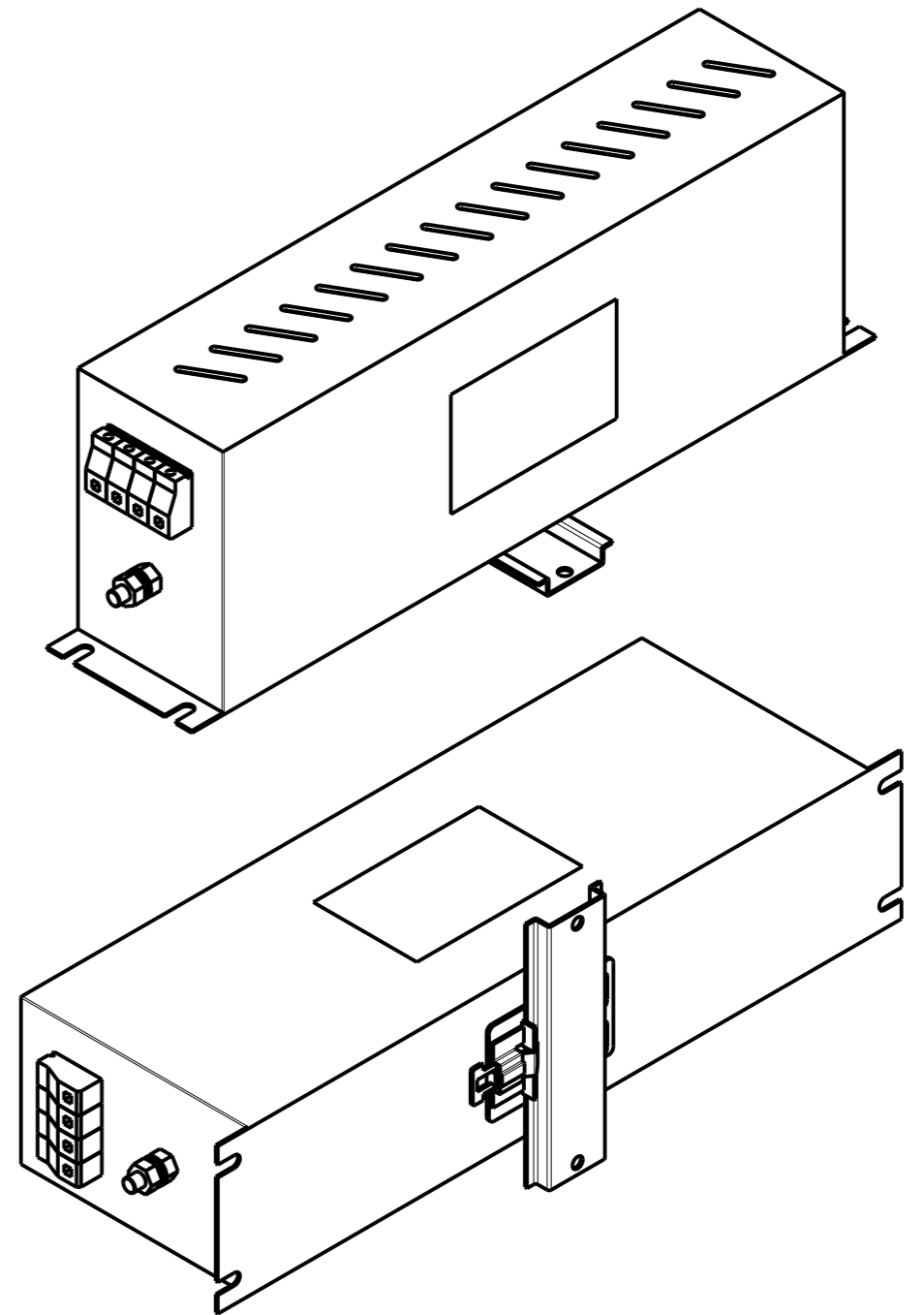
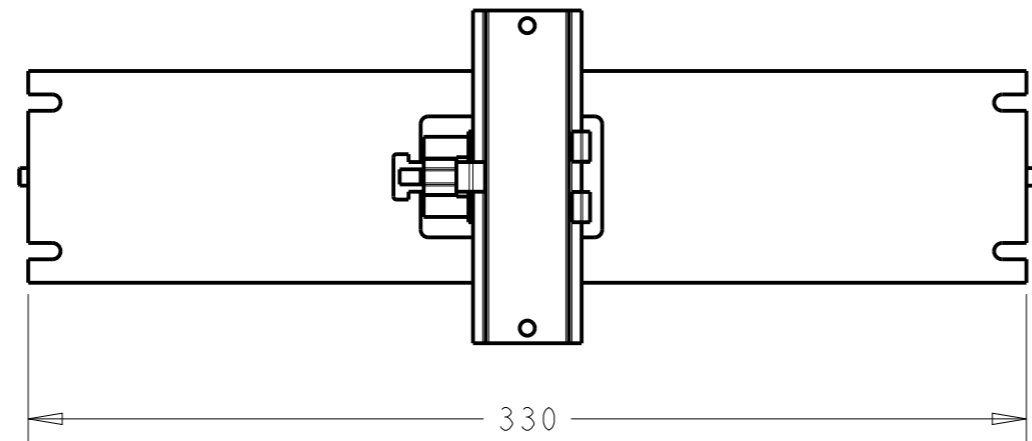
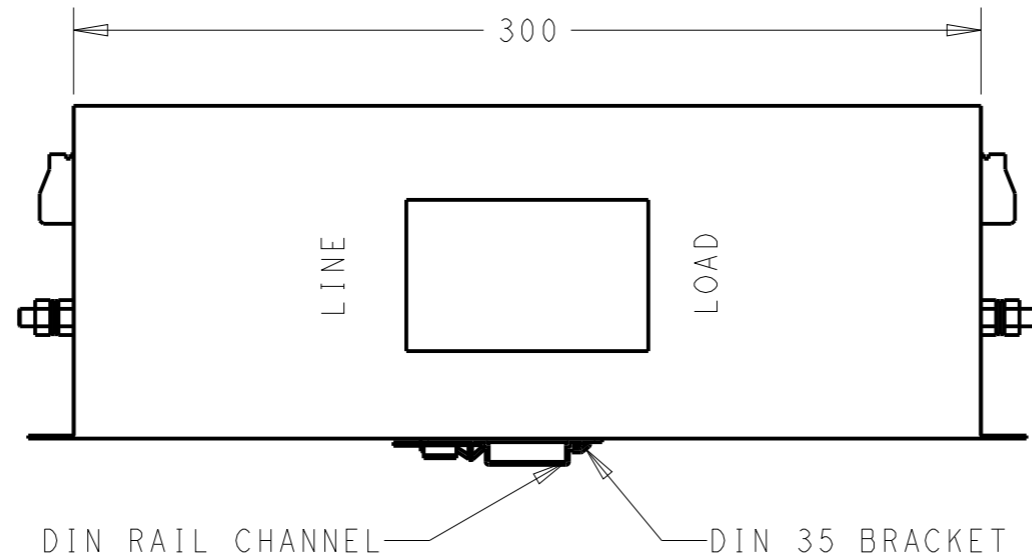
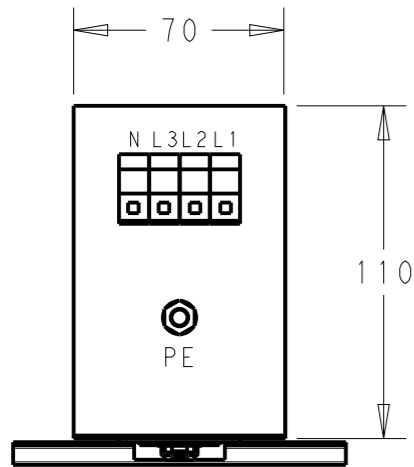
NOTE 1 GROUND CONNECTION:
 FOR ELECTRICAL SAFETY AND FILTER PERFORMANCE
 UNIT MUST HAVE A GOOD GROUND CONNECTION.
 TORQUE OUTER TERMINAL SCREWS: 0.5Nm / 4.5 in.lbs
 TORQUE GROUND NUTS: 2.5-3Nm

NOTE 2 INPUT OUTPUT CONNECTION TERMINAL
 AWG SIZE: 26-12 AWG
 WIRE SECTION: 4 mm²
 THREADED BOLT SIZE FOR GROUND: M6

NOTE 3 SUPPLIED WITH DIN RAIL BRACKET.

NOTE 4 DRAWING SHOWS DIN RAIL FOR REFERENCE ONLY.

REVISIONS					
P	LTR	DESCRIPTION	DATE	DWN	APVD
		SEE SHEET 1			



THIS DRAWING IS A CONTROLLED DOCUMENT.

DIMENSIONS: mm		TOLERANCES UNLESS OTHERWISE SPECIFIED:	
		0 PLC	±0.5
		1 PLC	±0.40
		2 PLC	±0.130
		3 PLC	±0.0500
		4 PLC ANGLES	±0.5
MATERIAL	-	FINISH	-

DWN	21APR2021
SUPREETH R	
CHK	21APR2021
CHRIS BOLLE	
APVD	21APR2021
CHRIS BOLLE	
PRODUCT SPEC	-
APPLICATION SPEC	-
WEIGHT	-
CUSTOMER DRAWING	

		NAME		RESTRICTED TO
		POWER LINE FILTER FOR DIN 35 RAIL INSTALLATION 30KEVD10ABSWHM		
SIZE	CAGE CODE	DRAWING NO	-	
A3	00779	C-3-1609998-2	-	
SCALE		SHEET	OF	REV
2:5		2	2	A