



## Main

Range of Product	Telemecanique Photoelectric sensors XU
Series name	Application tertiary sector
Electronic sensor type	Photo-electric sensor
Product Specific Application	Buzzer signalling
Sensor name	XUJ
Sensor design	Compact
Material	Plastic
Detection system	Reflex
Emission	Infrared
[Sn] nominal sensing distance	19.69 ft (6 m) with reflector Ø 80 mm
Wiring Technique	4-wire
Sale per indivisible quantity	1

## Complementary

Enclosure Material	PEI
Type of output signal	Discrete
Output Type	Relay
Discrete output function	1 NO
Output function governance	Dark
Electrical connection	Screw-clamp terminals, maximum : 1 x 1.5 mm <sup>2</sup>
Cable entry	1 entry for Pg 9 cable gland
Signalling function	Buzzer
Status LED	Output state 1 LED yellow)
Supply circuit type	AC/DC
[Us] rated supply voltage	24...240 V AC 24...48 V DC
Supply voltage limits	20...264 V AC 20...60 V DC
Output voltage	<= 250 V AC <= 30 V DC
Switching capacity in mA	0.5 A cos φ = 0.4 for 0.5 million cycles at 1 operating cycle per second at 250 V) 2 A cos φ = 1 for 1 million cycles at 1 operating cycle per second)
Switching frequency	<= 20 Hz
Maximum power consumption in W	2 W
Time delay range	0.3...3 s
Maximum delay first up	60 ms
Maximum delay response	25 ms
Maximum delay recovery	25 ms
Electrical durability	1000000 Cycles 2000 mA 1 60 cyc/mn 250 V 500000 cycles 500 mA 0.4 60 cyc/mn 250 V
Depth	2.72 in (69 mm)
Height	3.35 in (85 mm)
Width	1.10 in (28 mm)
Net Weight	0.73 lb(US) (0.33 kg)

The information provided in this documentation contains general descriptions and/or technical characteristics of the performance of the products contained herein. This documentation is not intended as a substitute for and is not to be used for determining suitability or reliability of these products for specific user applications. It is the duty of any such user or integrator to perform the appropriate and complete risk analysis, evaluation and testing of the products with respect to the relevant specific application or use thereof. Neither Schneider Electric Industries SAS nor any of its affiliates or subsidiaries shall be responsible or liable for misuse of the information contained herein.

## Environment

Product Certifications	CE
Ambient Air Temperature for Operation	-13...131 °F (-25...55 °C)
Ambient Air Temperature for Storage	-40...158 °F (-40...70 °C)
Vibration resistance	7 gn +/- 1.5 mm 10...55 Hz) IEC 60068-2-6
Shock resistance	30 gn 11 ms) IEC 60068-2-27
IP degree of protection	IP40 double insulation IEC 60529




## Ordering and shipping details

Category	22481-SENSORS, PHOTOELECTRIC
Discount Schedule	DS2
GTIN	3389110513585
Nbr. of units in pkg.	1
Package weight(Lbs)	12.24 oz (346.9 g)
Returnability	No
Country of origin	FR

## Packing Units

Unit Type of Package 1	PCE
Package 1 Height	2.36 in (6 cm)
Package 1 width	7.09 in (18 cm)
Package 1 Length	7.87 in (20 cm)
Unit Type of Package 2	S04
Number of Units in Package 2	24
Package 2 Weight	21.12 lb(US) (9.58 kg)
Package 2 Height	11.81 in (30 cm)
Package 2 width	15.75 in (40 cm)
Package 2 Length	23.62 in (60 cm)

## Offer Sustainability

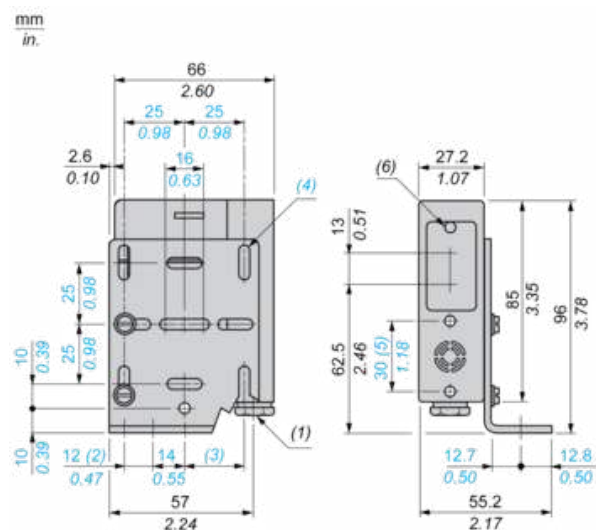
California proposition 65	WARNING: This product can expose you to chemicals including: Diisononyl phthalate (DINP), which is known to the State of California to cause cancer, and Di-isodecyl phthalate (DIDP), which is known to the State of California to cause birth defects or other reproductive harm. For more information go to <a href="http://www.P65Warnings.ca.gov">www.P65Warnings.ca.gov</a>
REACH Regulation	 <a href="#">REACH Declaration</a>
EU RoHS Directive	Compliant  <a href="#">EU RoHS Declaration</a>
Mercury free	Yes
RoHS exemption information	 <a href="#">Yes</a>
WEEE	The product must be disposed on European Union markets following specific waste collection and never end up in rubbish bins.

## Contractual warranty

Warranty	18 months
----------	-----------

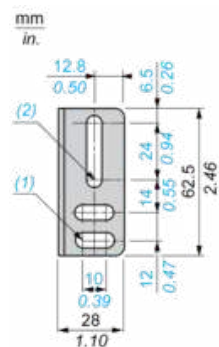
Dimensions

Sensor Dimensions



- (1) 9P cable gland
- (2) 2 elongated holes  $\text{Ø } 6.5 \times 10$
- (3) 1 elongated hole  $\text{Ø } 6.5 \times 24$
- (4) 8 elongated holes  $\text{Ø } 4.2 \times 10$
- (5) Front fixing ( $\text{Ø } 4$  screws and inserts included)
- (6) Yellow LED

Bracket Fixing

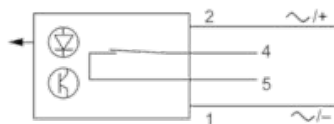


- (1) 2 elongated holes  $\text{Ø } 6.5 \times 16.5$
- (2) 1 elongated hole  $\text{Ø } 6.5 \times 30.5$

## Wiring Schemes

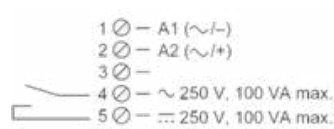
### NO Function

Object present



### Terminal Connections

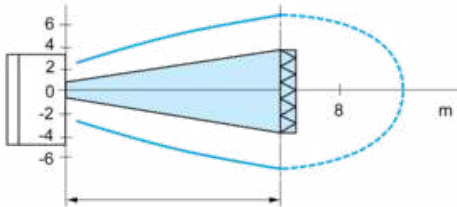
1 NO relay output



Curves

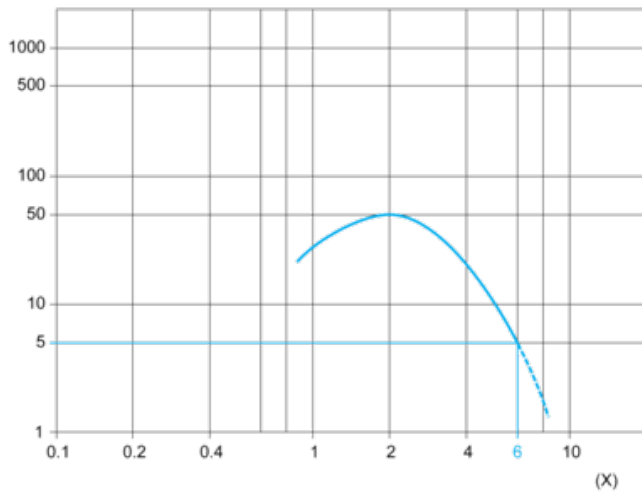
Detection Curve

Reflex System



Excess Gain Curves (Ambient Temperature: + 25° C)

Infrared reflex system with reflector XUZC80



(x) Distance (mm)