

© ROSENBERGER HOCHFREQUENZTECHNIK GMBH & Co. KG or THIRD PARTY  
 The reproduction, distribution and utilization of this document as well as the communication of its contents to others without express authorization by the owner or rights-holder is prohibited. Offenders can be held liable. All rights reserved in the event of the grant of patent, utility model or design.

PD\_FB\_01

-METRIC-

ISO-Projektion  
 Methode 1

LÄNGENNEUTRAL / INDEPENDENT OF LENGTH

**VORSERIE  
 PRE-SERIES**

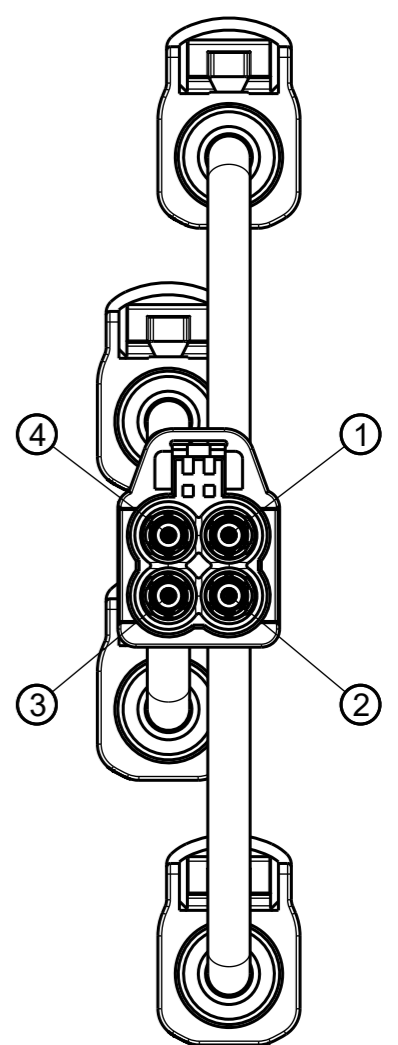
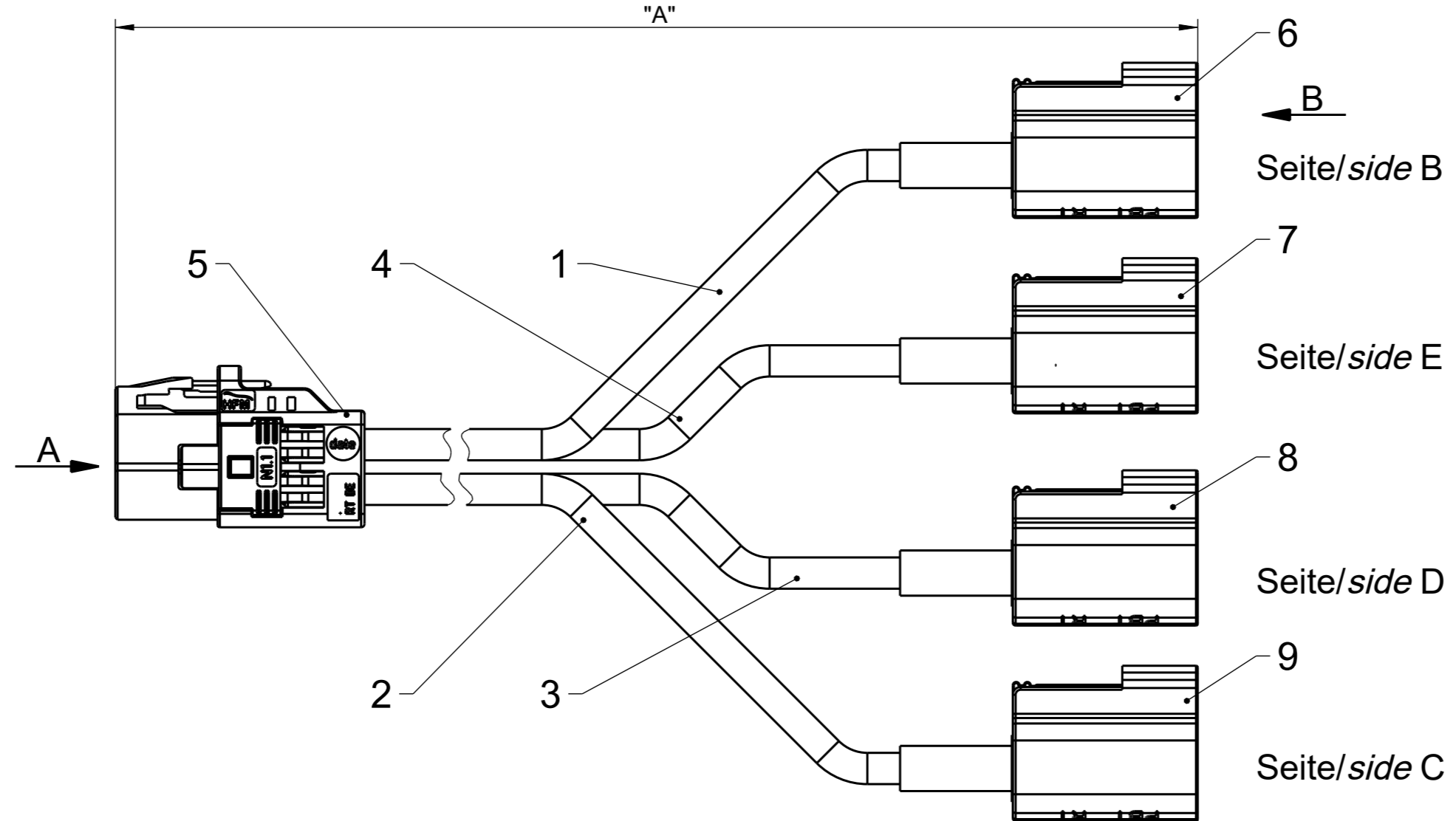
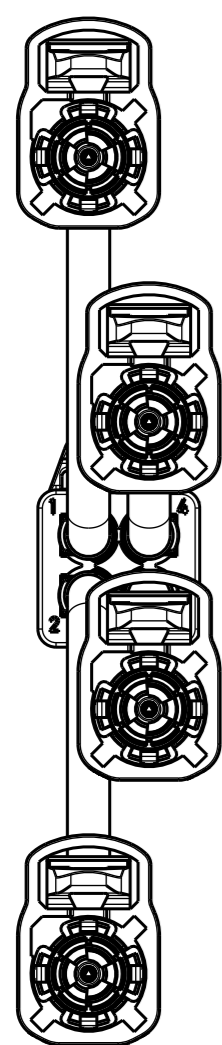
Seite / side A

assembly instr.  
 MA\_AMV003

assembly instr.  
 MA\_55V059

Ansicht / View B

Ansicht / View A



L02-022-XXX-Y-YYYY

↑ Gehäusekodierung für Steckverbinder Seite A  
 housing code for connector side A

↑ Gehäusekodierung für Steckverbinder Seite B, C, D, E  
 housing code for connector side B, C, D, E

↑ Kodierung für Länge "A" (mm)  
 coding for length "A" (mm)



○ = Pinnummer / pinning

Darstellung zeigt montierten Zustand.  
 Drawing shows connector fully assembled.

- 1) Temperaturbereich: -40°C bis +105°C  
 temperature range: -40°C to +105°C
- 2) Der Kontakt muss im Gehäuse 360° frei drehbar sein.  
 the contact must be freely rotatable through 360° in the housing.
- 3) elektrische Tests nach RN\_030-01  
 electrical test acc. to RN\_030-01
- 4) Toleranz der Länge "A" nach RN\_006-10  
 tolerance of length "A" acc. to RN\_006-10
- 5) Kabel-Ausreisskraft F >70N bei 50mm/min  
 pull-out force of cable F >70N at 50mm/min

<b>Rosenberger</b>				general tolerance	assembly instr.: ---	scale: 2:1 (1:1)	crimp insert: ---
				ISO 2768 mH	panel piercing: ---	series: ---	cable: ---
<b>vertraulich / confidential</b>				date	name	title: <b>Leitung cabel assembly</b>	
				drawn 25.09.2017	C_Ostermaier		
				check 11.02.2020	F_Repp		
				appr. 11.02.2020	J_Lamprecht	drawing-no.: L02-022-XXX-Y-YYYY	
200	19-1526	A2_Fischer	26.11.2019			sheet: 1	
100	17-v672	C_Ostermaier	28.09.2017			of: 1	
rev.	change-no	name	date			remarks: .	