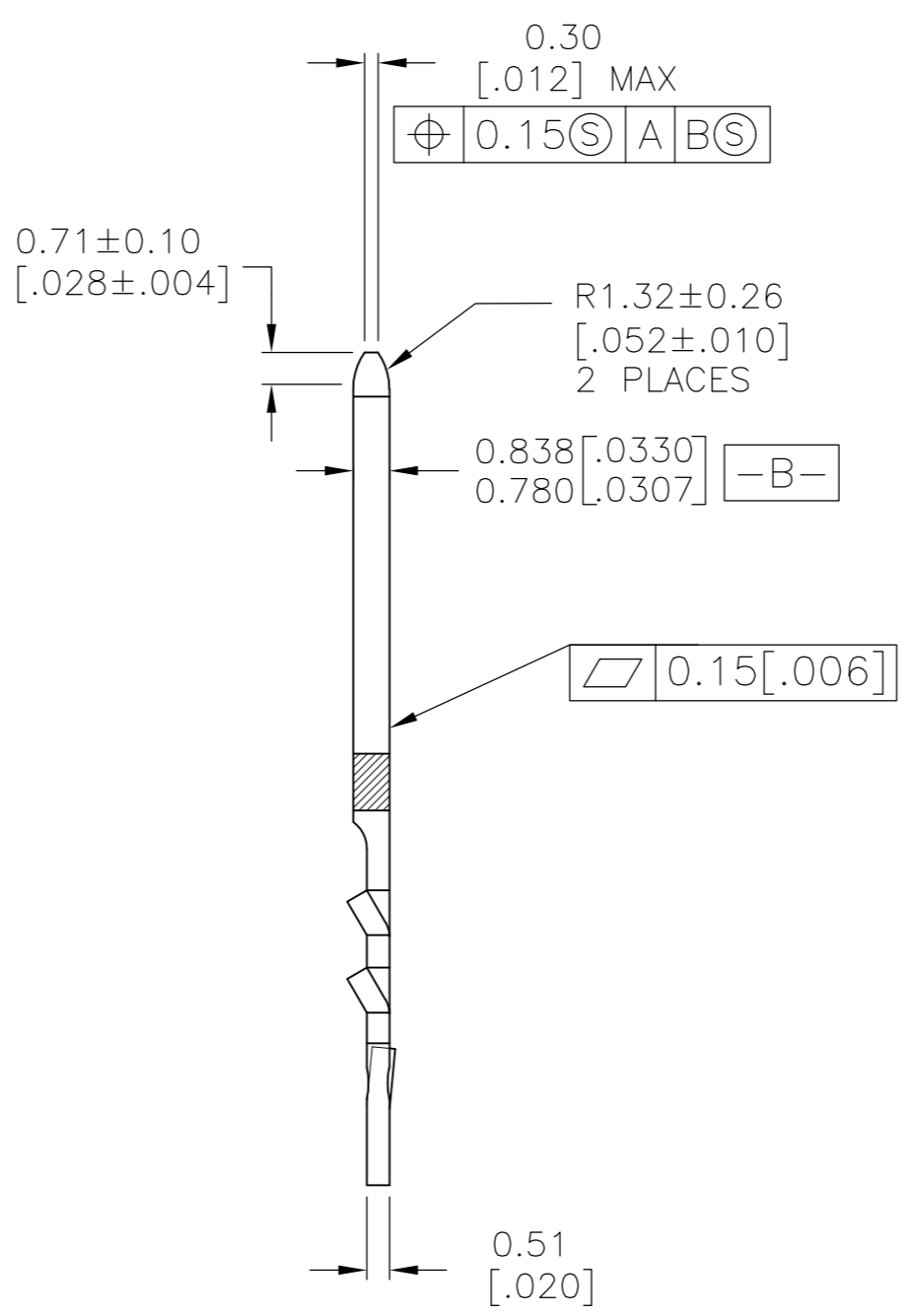
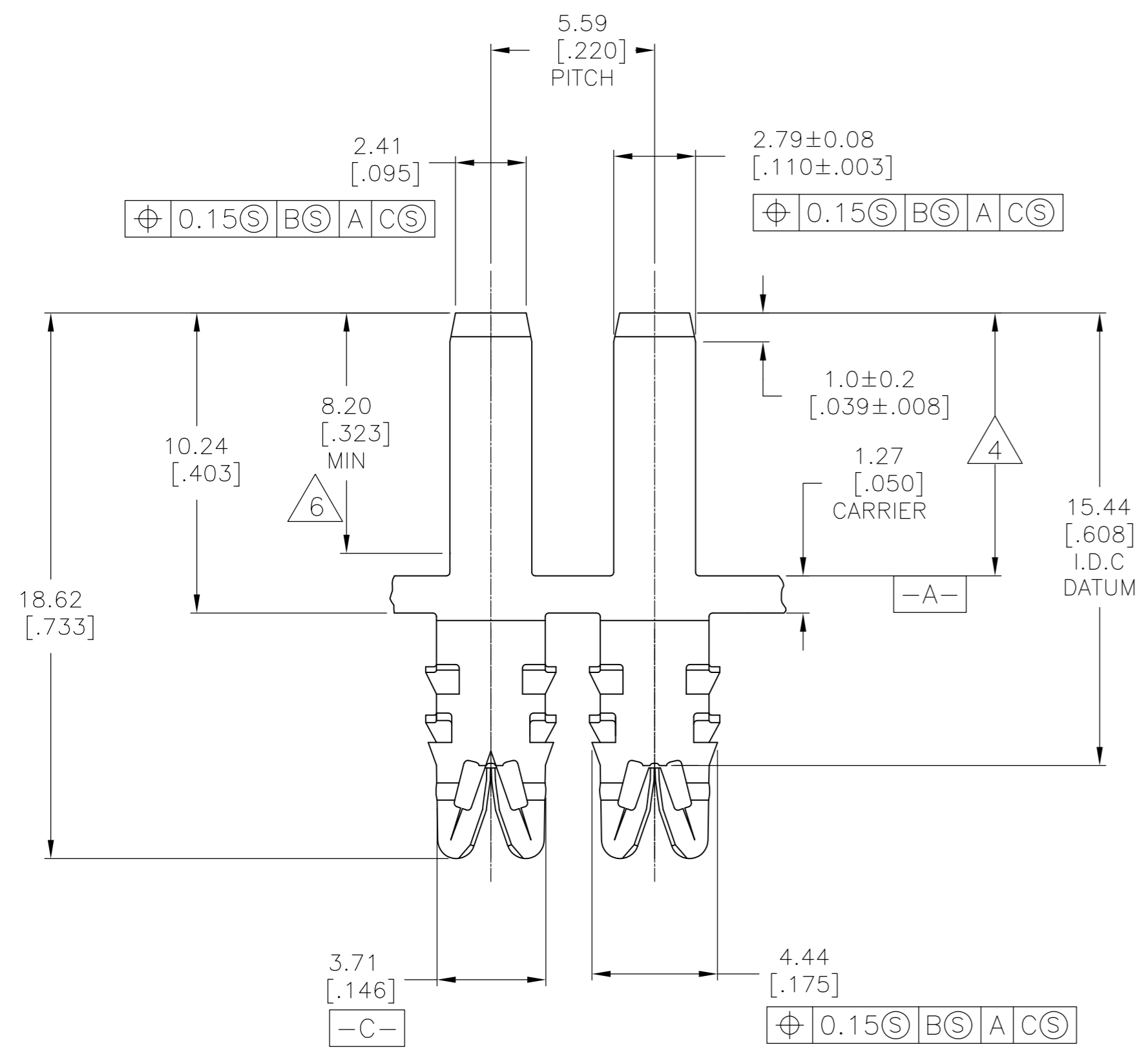
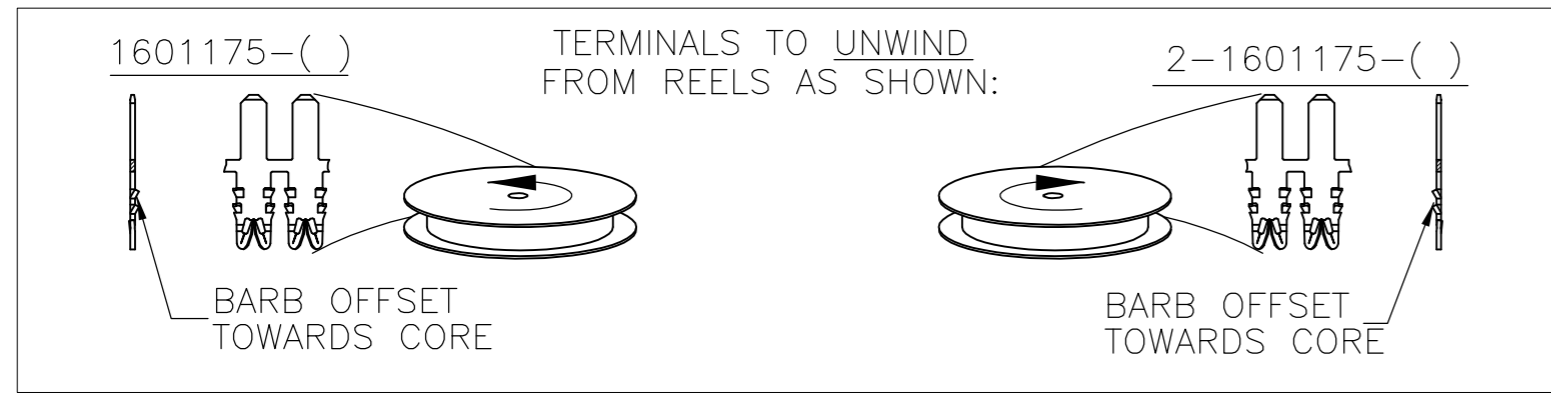
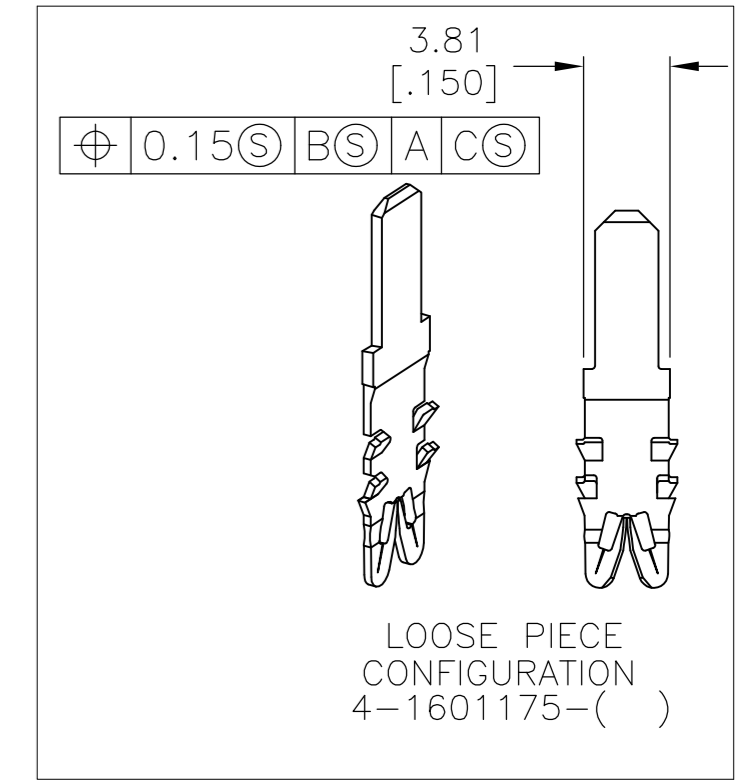


THIS DRAWING IS UNPUBLISHED. RELEASED FOR PUBLICATION
 © COPYRIGHT - By - ALL RIGHTS RESERVED.

LOC		DIST		REVISIONS			
P	LTR	DESCRIPTION		DATE	DWN	APVD	
AF	50	D	REVISED PER ECR-15-008179	08JUN2015	GRZ	RP	



- SPECIFICATIONS:
MAGNET WIRE #18 - #34 AWG,
1.02MM (.040")-0.16MM (.006") DIA COPPER.
OTHER SIZES MAY BE ACCOMMODATED,
CONSULT TYCO ELECTRONICS FOR APPROVAL.
- POCKET RECOMMENDATION: 1601425
- TERMINAL APPLICATION TO COMPLY WITH TYCO ELECTRONICS SPECIFICATION 114-13166 FIGURE 9
- THIS AREA TO BE POST SILVER PLATED
.000060-.000100 [1.5-2.5 MICRONS] THICK
SILVER FLASH .000005 ON THE REMAINDER OF THE PART
- PRELIMINARY - NOT FOR PRODUCTION.
- THICKNESS TO BE MAINTAINED FOR THIS LENGTH AND COIN EDGES WITH NO BURRS
- OBsolete PARTS: OBSOLETE CIS STREAMLINING PER D.RENAUD/D.SINISI



	POST SELECTIVE SILVER	LOOSE PIECE	4-1601175-3
	PRE-SILVER	LOOSE PIECE	4-1601175-2
	UNPLATED	LOOSE PIECE	4-1601175-1
7	OBSOLETE		
	POST SELECTIVE SILVER	REELED	2-1601175-3
	POST SELECTIVE SILVER	REELED	1601175-3
	PRE-SILVER	REELED	1601175-2
	UNPLATED	REELED	1601175-1
	FINISH	STYLE	TE PART NUMBER
THIS DRAWING IS A CONTROLLED DOCUMENT.		DWN MICHAEL S. FEHER 28JAN2003 CHK GENE JACONO 28JAN2003 APVD GENE JACONO 28JAN2003	
DIMENSIONS: mm [INCHES]		NAME	
TOLERANCES UNLESS OTHERWISE SPECIFIED:		PRODUCT SPEC	
0 PLC ± -		108-2085	
1 PLC ± 0.25 [.010]		APPLICATION SPEC	
2 PLC ± 0.13 [.005]		3	
3 PLC ± -		WEIGHT	
4 PLC ± -		-	
ANGLES ± 2°		SCALE	
FINISH		A2 00779 C=1601175	
BRASS, 3/4 HARD		SEE TABLE	
		CUSTOMER DRAWING	
		SCALE 6:1 SHEET 1 OF 1 REV D	