

7-215460-4 ✓ ACTIVE

Micro-MaTch | Micro-MaTch Industrial

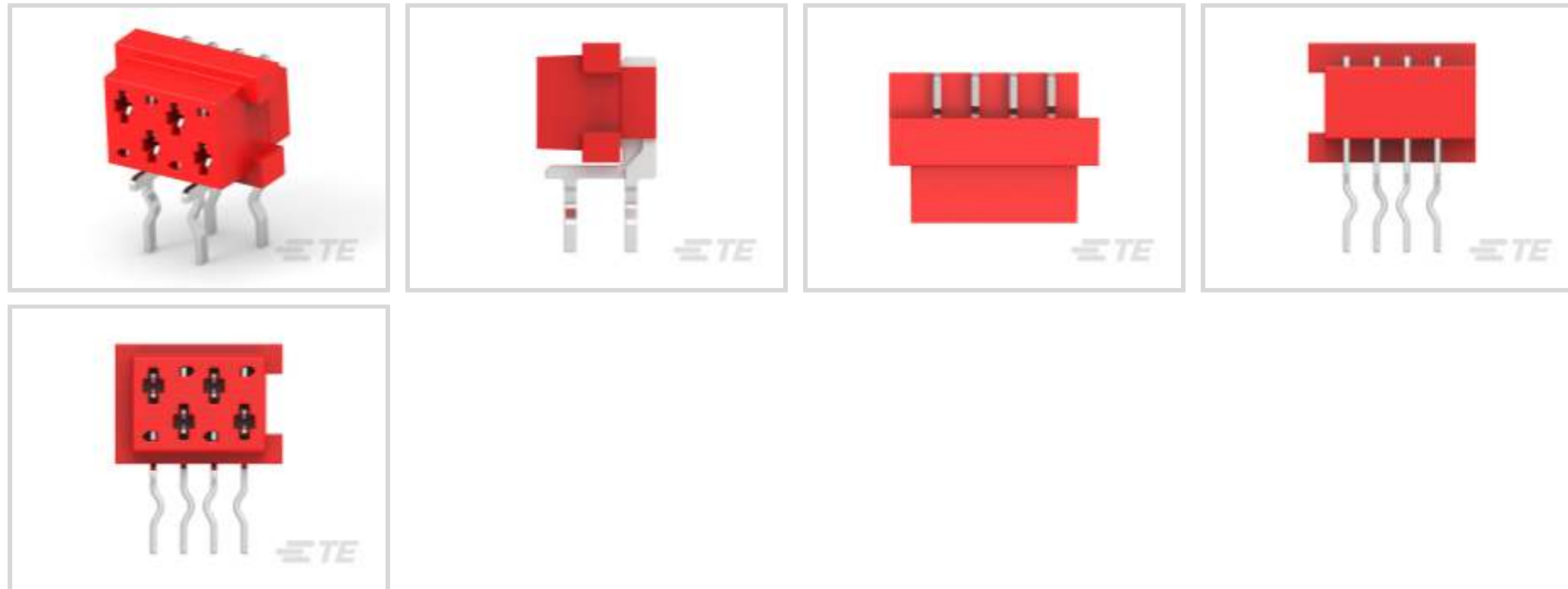
TE Internal #: 7-215460-4

Ribbon Cable Connectors, Cable-to-Board, 4 Position, 2.54 mm [.1 in] Centerline, Right Angle, Through Hole - Solder, 2 Row, Micro-MaTch Industrial

[View on TE.com >](#)



Connectors > PCB Connectors > Wire-to-Board Connectors > FFC, FPC & Ribbon Connectors > Ribbon Cable Connectors



Connector System: **Cable-to-Board**

Number of Positions: **4**

Centerline (Pitch): **2.54 mm [.1 in]**

PCB Mount Retention: **With**

PCB Mount Retention Type: **Kinked Legs**

Features

Product Type Features

Ribbon Cable Connector Type	Female-on-Board
Connector Product Type	Connector Assembly
Connector System	Cable-to-Board
Connector & Housing Type	Receptacle
Connector & Contact Terminates To	Printed Circuit Board

Configuration Features

Number of Positions	4
PCB Mount Orientation	Right Angle
Number of Rows	2

Electrical Characteristics

Insulation Resistance	1000 M Ω
Operating Voltage	100 VAC

Body Features

Primary Product Color	Red
-----------------------	-----



Connector Profile	Standard
-------------------	----------

Contact Features

PCB Contact Termination Area Plating Material Thickness	3 – 5 μm [118.11 – 196.85 μin]
Contact Layout	Staggered
Contact Type	Receptacle
Contact Mating Area Plating Material Thickness	3 – 5 μm [118.11 – 196.85 μin]
Contact Mating Area Plating Material	Tin
PCB Contact Termination Area Plating Material Finish	Matte
Contact Mating Area Plating Material Finish	Matte
Contact Underplating Material	Nickel
PCB Contact Termination Area Plating Material	Tin
Contact Base Material	Phosphor Bronze
Contact Current Rating (Max)	1.5 A

Termination Features

Termination Method to Printed Circuit Board	Through Hole - Solder
---	-----------------------

Mechanical Attachment

Mating Alignment	With
PCB Mount Alignment	Without
PCB Mount Retention	With
PCB Mount Retention Type	Kinked Legs
Mating Alignment Type	Polarization
Mating Retention	Without
Connector Mounting Type	Board Mount

Housing Features

Mating Entry Location	Side
Housing Material	Glass Filled PBT
Centerline (Pitch)	2.54 mm[.1 in]

Dimensions

Row-to-Row Spacing	1.5 mm[.059 in]
--------------------	-----------------

Usage Conditions

Operating Temperature Range	-40 – 105 $^{\circ}\text{C}$ [-40 – 221 $^{\circ}\text{F}$]
-----------------------------	--

Operation/Application



Circuit Application	Signal
---------------------	--------

Industry Standards

UL Rating	Recognized
Agency/Standard	UL
Approved Standards	UL E28476
UL Flammability Rating	UL 94V-0

Packaging Features

Packaging Quantity	250
Packaging Method	Box

Product Compliance

[For compliance documentation, visit the product page on TE.com>](#)

EU RoHS Directive 2011/65/EU	Compliant
EU ELV Directive 2000/53/EC	Compliant
China RoHS 2 Directive MIIT Order No 32, 2016	No Restricted Materials Above Threshold
EU REACH Regulation (EC) No. 1907/2006	Current ECHA Candidate List: JUNE 2023 (235) Candidate List Declared Against: JAN 2023 (233) Does not contain REACH SVHC
Halogen Content	Not Low Halogen - contains Br or Cl > 900 ppm.
Solder Process Capability	Wave solder capable to 265°C




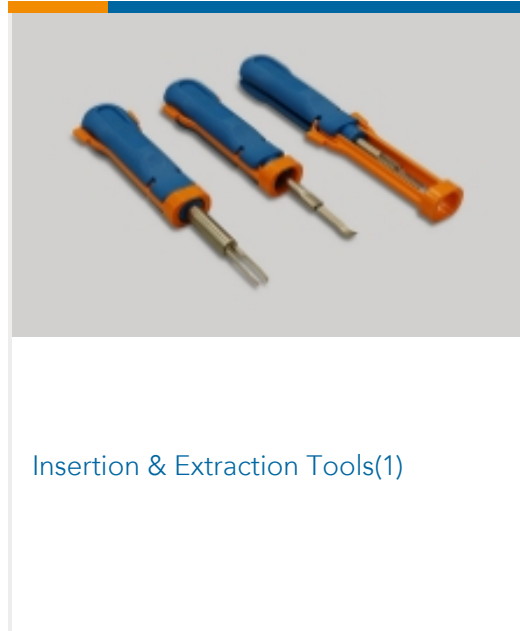
Product Compliance Disclaimer

This information is provided based on reasonable inquiry of our suppliers and represents our current actual knowledge based on the information they provided. This information is subject to change. The part numbers that TE has identified as EU RoHS compliant have a maximum concentration of 0.1% by weight in homogenous materials for lead, hexavalent chromium, mercury, PBB, PBDE, DBP, BBP, DEHP, DIBP, and 0.01% for cadmium, or qualify for an exemption to these limits as defined in the Annexes of Directive 2011/65/EU (RoHS2). Finished electrical and electronic equipment products will be CE marked as required by Directive 2011/65/EU. Components may not be CE marked. Additionally, the part numbers that TE has identified as EU ELV compliant have a maximum concentration of 0.1% by weight in homogenous materials for lead, hexavalent chromium, and mercury, and 0.01% for cadmium, or qualify for an exemption to these limits as defined in the Annexes of Directive 2000/53/EC (ELV). Regarding the REACH Regulation, the information TE provides on SVHC in articles for this part number is based on the latest European Chemicals Agency (ECHA) 'Guidance on requirements for substances in articles' posted at this URL: <https://echa.europa.eu/guidance-documents/guidance-on-reach>


Compatible Parts

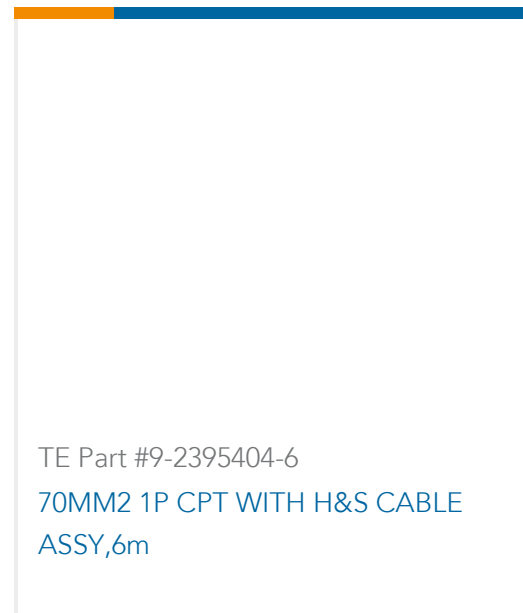


Also in the Series | Micro-MaTch Industrial



Customers Also Bought





Documents

Product Drawings

[MICRO-MATCH FSID P](#)

English

CAD Files

[3D PDF](#)

3D

[Customer View Model](#)

[ENG_CVM_CVM_7-215460-4_J.2d_dxf.zip](#)

English

[Customer View Model](#)

[ENG_CVM_CVM_7-215460-4_J.3d_igs.zip](#)

English

[Customer View Model](#)

[ENG_CVM_CVM_7-215460-4_J.3d_stp.zip](#)

English

By downloading the CAD file I accept and agree to the [Terms and Conditions](#) of use.

Datasheets & Catalog Pages

[Micro-MaTch Catalog](#)

English

[Ribbon Cable Interconnect Solutions](#)

English

[Centerline Micro-Match Connector Series](#)

English

Product Specifications

[Product Specification](#)

English

Product Environmental Compliance

[MD_7-215460-4_121920172335_dmtec](#)

English

[MD_7-215460-4_121920172335_dmtec](#)

English



[Agency Approvals](#)

[UL Report](#)

English