

NOTES:

REFERENCE STANDARD IEC60169-11

I. ELECTRICAL PERFORMANCE -

NOMINAL IMPEDANCE : 50 Ω
 FREQUENCY RANGE : DC-3.0 GHz
 VSWR : 1.150 MAX.
 INSERTION LOSS : 0.05 dB MAX. (@3.0 GHz)
 INSULATION RESISTANCE : 5000 MΩ MIN.
 D.W.V : 2500 VRMS
 CONDUCTOR RESISTANCE : OUTER CONDUCTOR 0.5 mΩ MAX.
 INNER CONDUCTOR 1.0 mΩ MAX.

II. MECHANICAL PERFORMANCE -

RETENTION : 4.00 N MIN.
 MATING CYCLES : 500 MIN.
 TENSILE FORCE (CABLE-CONNECTOR) : 500 N
 TORSION (CABLE-CONNECTOR) : 5 N-M

III. MATERIAL AND PLATING -

INNER CONDUCTOR : SPRING COPPER ALLOY, PLATING = Ag (5μm MIN.)
 OUTER CONDUCTOR : BRASS, PLATING = COPPER-TIN-ZINC (2μm MIN.)
 INSULATOR : PTFE

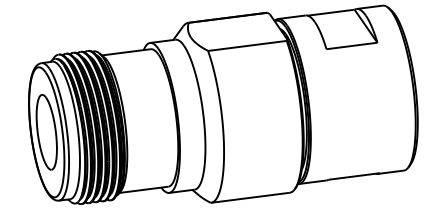
IV. ENVIRONMENTAL -

TEMP. RANGE : -40°C TO +85°C
 WEATHER STANDARD : IEC 60068 40/ 85/ 21
 THERMAL SHOCK : IEC 60068-2-14-NA
 VIBRATION : IEC 60068-2-6-FC
 SHOCK : IEC 60068-2-27

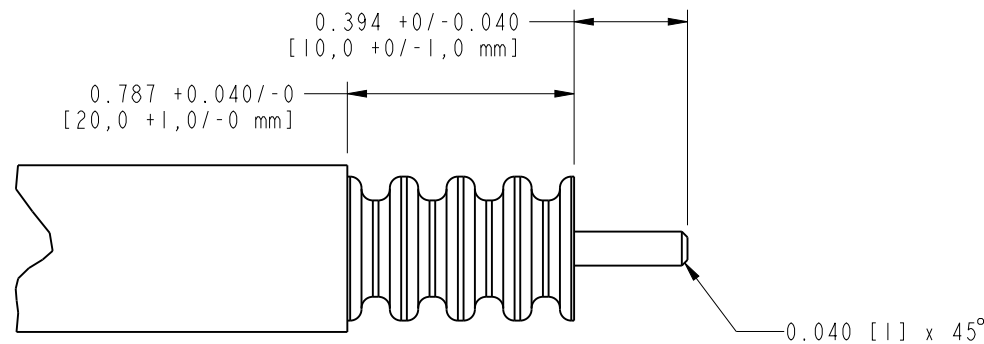
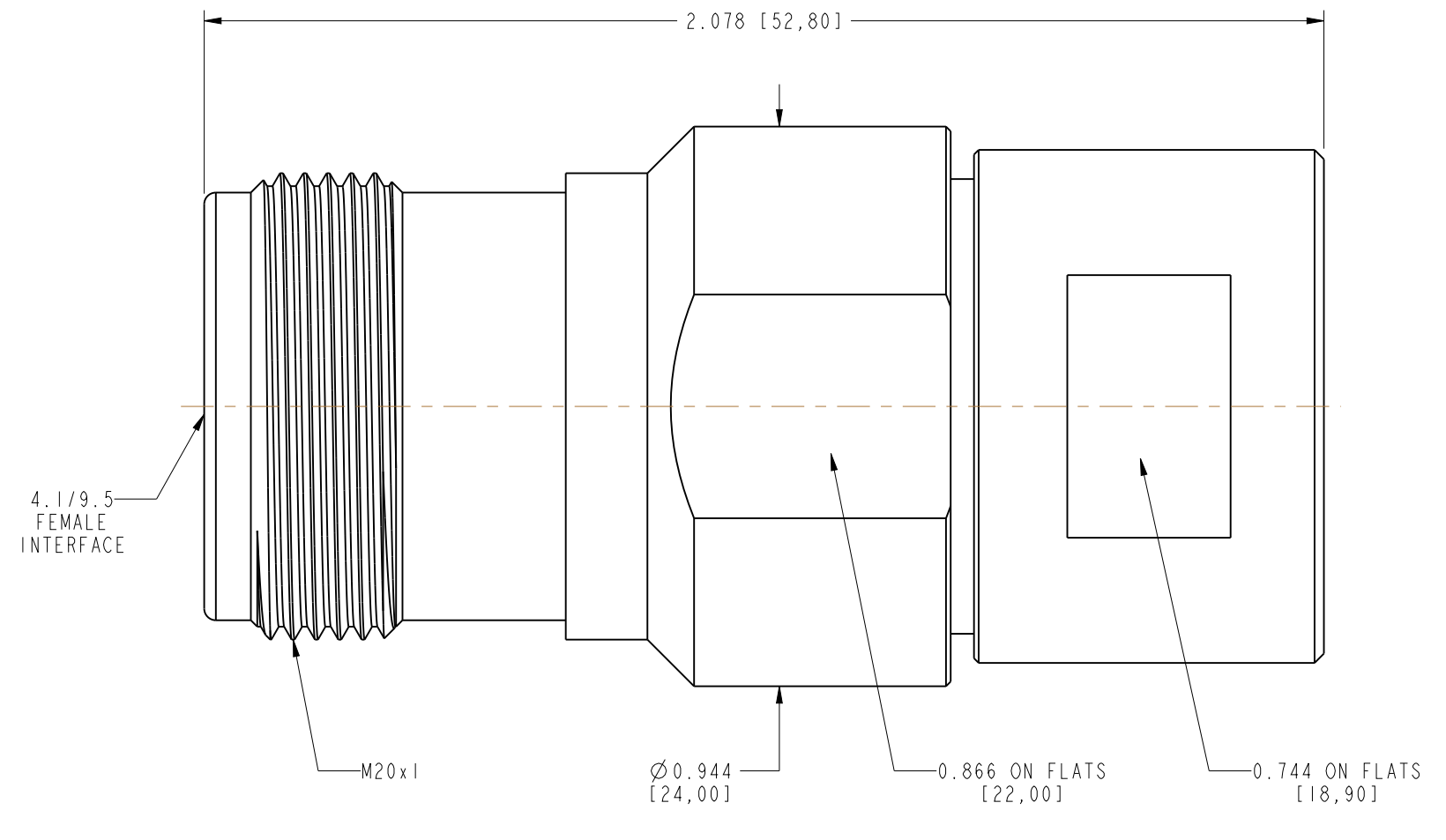
V. ASSEMBLY : INNER AND OUTER CONDUCTOR INSTALLED

VI. ROHS COMPLIANT

332111		REVISIONS			
DRAWING NO.	REV	DESCRIPTION	DATE	ECO	APPR
THIRD ANGLE PROJ.	A	RELEASE TO MFG.	03-Oct-13	--	KR/BCG



SCALE 1.000



RECOMMENDED CABLE TRIMMING DIMENSIONS

CUSTOMER OUTLINE DRAWING
 ALL OTHER SHEETS ARE FOR INTERNAL USE ONLY

UNLESS OTHERWISE SPECIFIED, DIMENSIONS ARE IN INCHES AND TOLERANCES ARE: 2 PLACE DECIMAL ±.015 (0,381 mm) 3 PLACE DECIMAL ±.005 (0,127 mm) ANGLES ± 1°	MATERIAL	DRAWN	DATE	TITLE	Amphenol Connex
	SEE NOTES	KARTHIK R	12-Sep-13		
NOTICE - These drawings, specifications, or other data (1) are, and remain the property of Amphenol Corp. (2) must be returned upon request; and (3) are confidential and not to be disclosed to any person other than those to whom they are given by Amphenol Corp. The furnishing of these drawings, specifications, or other data by Amphenol Corp., or to any other person to anyone for any purpose is not to be regarded by implication or otherwise in any manner licensing, granting rights or permitting such holder or any other person to manufacture, use or sell any product, process or design, patented or otherwise, that may in any way be related to or disclosed by said drawings, specifications, or other data.	REFERENCE	ENGINEER	DATE	SCALE: 3.5:1	SHEET 1 OF 1
		KARTHIK R	12-Sep-13		
			APPROVED	DATE	DWG SIZE
		B.C. GLEISSNER	03-Oct-13	B	332111
		CAD FILE			REV
					A